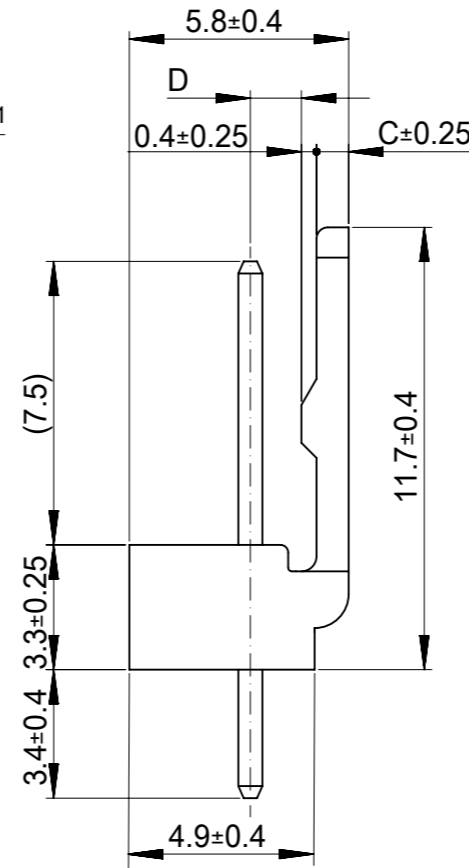
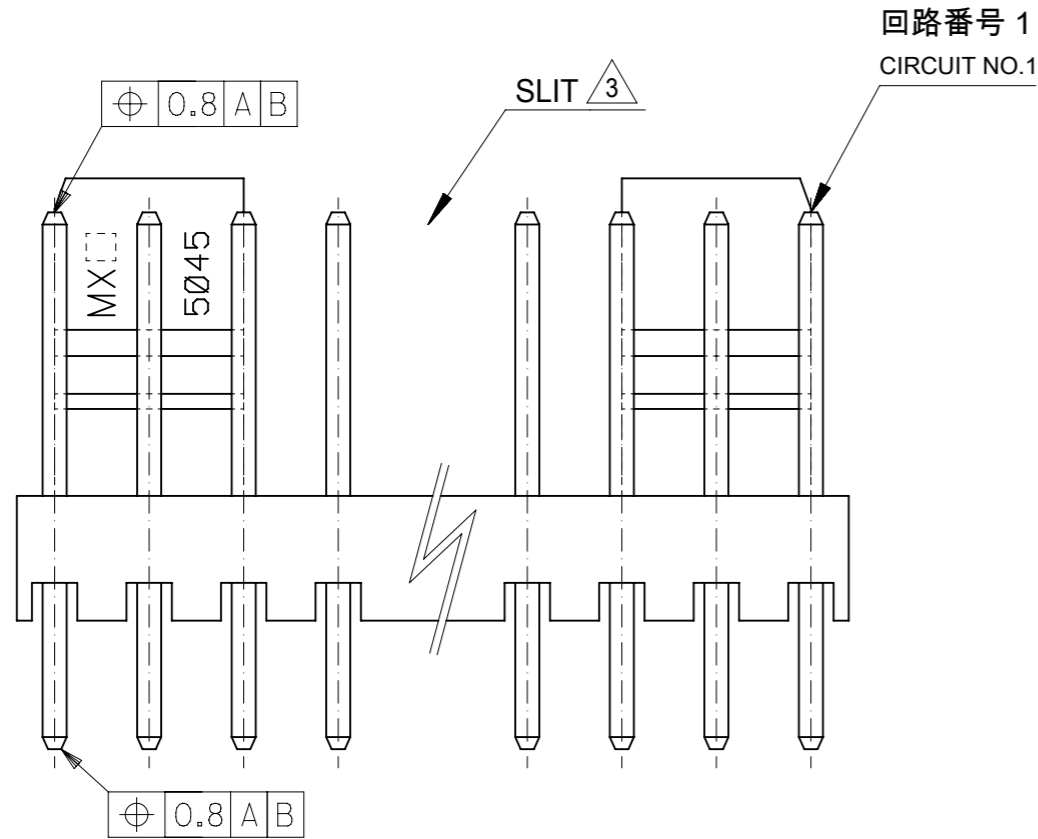
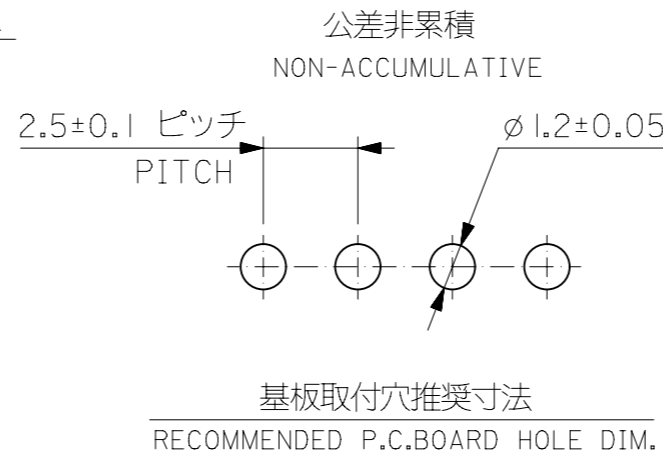
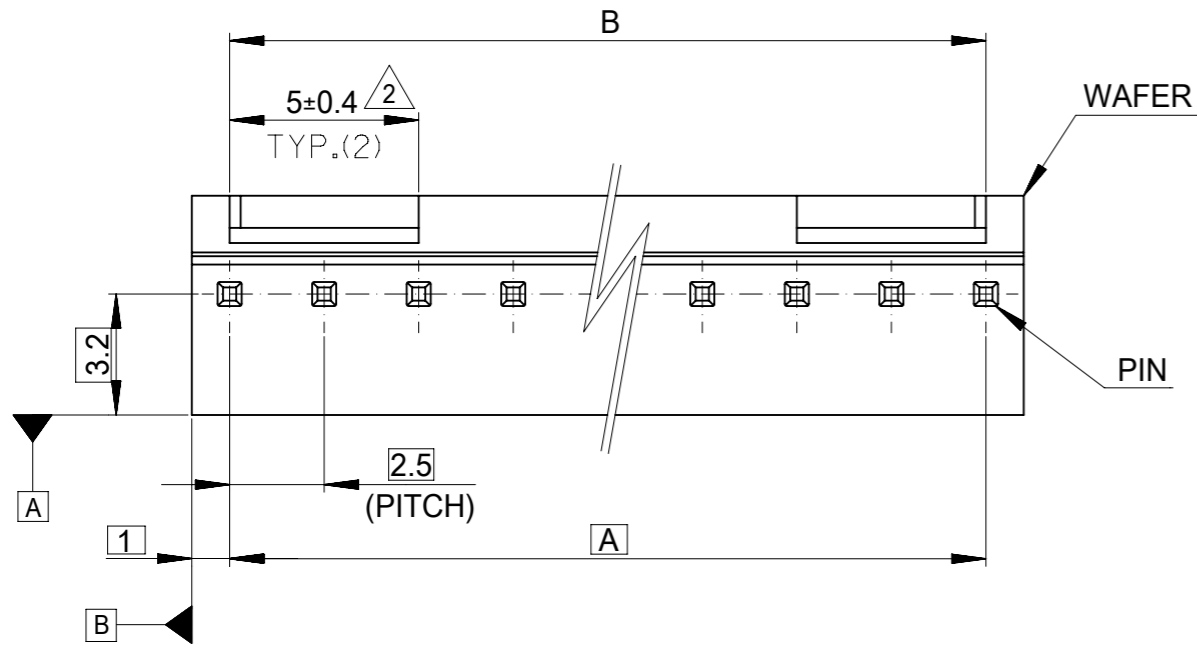


注：  
NOTE

1. 材料  
MATERIAL  
ピン : □0.635×14.2 黄銅、  
ニッケル下地金めっき  
PIN : □0.635×14.2 BRASS  
GOLD OVER NICKEL PLATING  
ウエハー : ポリアミド、UL94V-0  
WAFER: POLYAMIDE,UL94V-0
2. 6極以上に適応  
TO BE APPLIED FOR 6 CKT. AND MORE THAN 6 CKT.
3. 5極以下はロック部スリットなし  
NO SLIT IS PROVIDED FOR 5 CKT. AND LESS THAN 5 CKT.
4. ELV 及び RoHS 適合品  
ELV AND RoHS COMPLIANT



1.35	0.85	22.5 <sup>+0.2</sup> <sub>-0.4</sub>	22.5	22 11 1101	10
↑	↑	20 <sup>+0.15</sup> <sub>-0.35</sub>	20	↑ 1091	9
		17.5 <sup>+0.15</sup> <sub>-0.35</sub>	17.5	↑ 1081	8
		15 <sup>+0.1</sup> <sub>-0.3</sub>	15	↑ 1071	7
		12.5 <sup>+0.1</sup> <sub>-0.3</sub>	12.5	↑ 1061	6
↓	↓	10 <sup>+0.15</sup> <sub>-0.3</sub>	10	↑ 1051	5
1.35	0.85	7.5 <sup>+0.15</sup> <sub>-0.3</sub>	7.5	↓ 1041	4
1.2	1	5 <sup>+0.15</sup> <sub>-0.3</sub>	5	↓ 1031	3
1.2	1	2.5 <sup>+0.15</sup> <sub>-0.3</sub>	2.5	22 11 1021	2
D	C	B	A	ORDER No.	極数 CKT.

MODEL No. : 5045-\*\*AG

THIS DRAWING CONTAINS INFORMATION THAT IS PROPRIETARY TO MOLEX ELECTRONIC TECHNOLOGIES, LLC AND SHOULD NOT BE USED WITHOUT WRITTEN PERMISSION					
DIMENSION UNITS	SCALE	CURRENT REV DESC: OBSOLETE PART NUMBER AS PER PCN#509451			
mm	5:1	<p style="text-align: center;"><b>molex</b></p> <p style="text-align: center;">MINI-LATCH 2.5 HEADER ASS'Y ST WITH LOCK GOLD PLATING</p> <p style="text-align: center;">PRODUCT CUSTOMER DRAWING</p>			
GENERAL TOLERANCES (UNLESS SPECIFIED)					
ANGULAR TOL	± 3.0°				
4 PLACES	± 0.2				
3 PLACES	± 0.2				
2 PLACES	± 0.2				
1 PLACE	± 0.2	EC NO: 686785	DRWN: SUGEEB	2021/08/30	
0 PLACES	± 0.2	CHK'D: GGA	APPR: GGA	2022/02/28	
DRAFT WHERE APPLICABLE MUST REMAIN WITHIN DIMENSIONS		THIRD ANGLE PROJECTION	DRAWING	SERIES	MATERIAL NUMBER
			A3-SIZE	5045	SEE TABLE
					CUSTOMER
					GENERAL MARKET
					SHEET NUMBER
					1 OF 1
					DOCUMENT NUMBER
					SD-5045-001
					DOC TYPE
					PSD
					DOC PART
					001
					REVISION
					G1