

316501-1 ✓ ACTIVE



Power Double Lock

TE Internal #: 316501-1

Rectangular Power Connectors, Housing, Plug, Wire-to-Wire, 4 Position, 3.96 mm [.156 in] Centerline, Wire & Cable, UL 94V-0, Power Double Lock

[View on TE.com >](#)

Connectors > Power Connectors > Rectangular Power > Rectangular Power Connectors > STD Temp Power Double Lock Plug



Rectangular Power Connector Type: **Housing**

Connector & Housing Type: **Plug**

Connector System: **Wire-to-Wire**

Number of Positions: **4**

Centerline (Pitch): **3.96 mm [.156 in]**

[All STD Temp Power Double Lock Plug \(67\)](#)

Features

Product Type Features

Compatible With Discrete Wire Type	Stranded
Rectangular Power Connector Type	Housing
Connector & Housing Type	Plug
Connector System	Wire-to-Wire
Sealable	No
Connector & Contact Terminates To	Wire & Cable

Configuration Features

Number of Positions	4
Number of Power Positions	4
Number of Signal Positions	0
Number of Rows	1

Electrical Characteristics



Operating Voltage	300 VAC
-------------------	---------

Contact Features

Contact Layout	Inline
Contact Retention Within Housing	Without
Contact Type	Receptacle

Termination Features

Termination Method to Wire & Cable	Crimp
------------------------------------	-------

Mechanical Attachment

Connector Mounting Type	Cable Mount (Free-Hanging)
-------------------------	----------------------------

Housing Features

Centerline (Pitch)	3.96 mm [.156 in]
Housing Color	Natural
Housing Material	Nylon 6/6

Dimensions

Connector Height	20.6 mm
Product Width	17.9 mm
Product Length	20.6 mm

Usage Conditions

Operating Temperature Range	-30 – 105 °C [-22 – 221 °F]
-----------------------------	-----------------------------

Operation/Application

Circuit Application	Power & Signal
---------------------	----------------

Industry Standards

Agency/Standard	CSA, VDE
Approved Standards	UL E28476
UL Flammability Rating	UL 94V-0
Glow Wire Rating	Standard Part - Not Glow Wire

Packaging Features

Packaging Quantity	250
Packaging Method	Bag

Product Compliance

For compliance documentation, visit the product page on [TE.com](https://www.te.com)>










EU RoHS Directive 2011/65/EU	Compliant
EU ELV Directive 2000/53/EC	Compliant
China RoHS 2 Directive MIIT Order No 32, 2016	No Restricted Materials Above Threshold
EU REACH Regulation (EC) No. 1907/2006	Current ECHA Candidate List: JUNE 2023 (235) Candidate List Declared Against: JUNE 2023 (235) Does not contain REACH SVHC
Halogen Content	Low Halogen - Br, Cl, F, I < 900 ppm per homogenous material. Also BFR/CFR/PVC Free
Solder Process Capability	Not applicable for solder process capability

Product Compliance Disclaimer


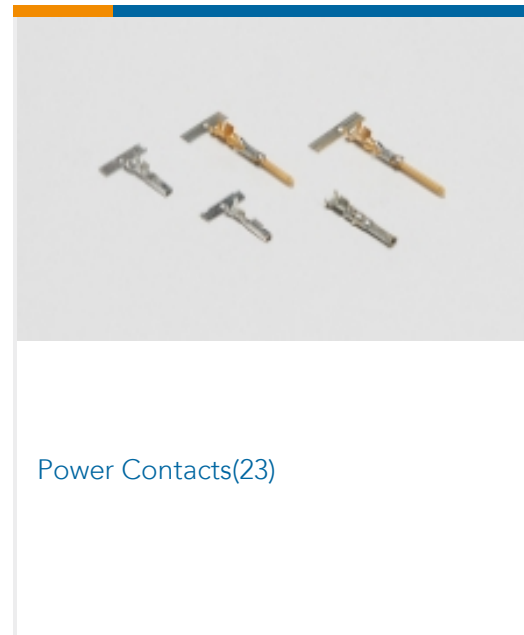
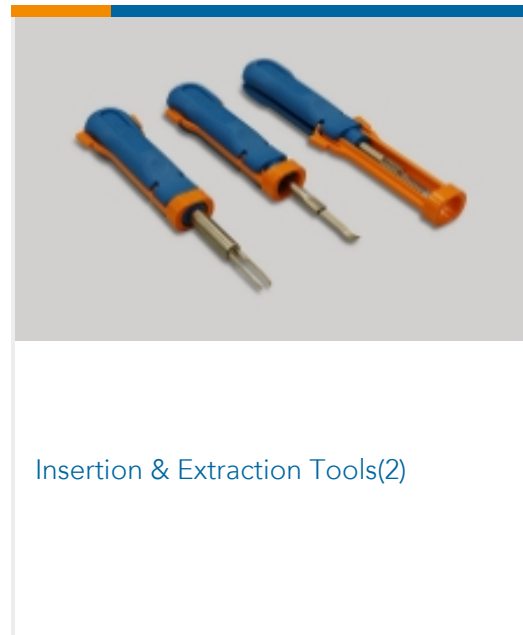

This information is provided based on reasonable inquiry of our suppliers and represents our current actual knowledge based on the information they provided. This information is subject to change. The part numbers that TE has identified as EU RoHS compliant have a maximum concentration of 0.1% by weight in homogenous materials for lead, hexavalent chromium, mercury, PBB, PBDE, DBP, BBP, DEHP, DIBP, and 0.01% for cadmium, or qualify for an exemption to these limits as defined in the Annexes of Directive 2011/65/EU (RoHS2). Finished electrical and electronic equipment products will be CE marked as required by Directive 2011/65/EU. Components may not be CE marked. Additionally, the part numbers that TE has identified as EU ELV compliant have a maximum concentration of 0.1% by weight in homogenous materials for lead, hexavalent chromium, and mercury, and 0.01% for cadmium, or qualify for an exemption to these limits as defined in the Annexes of Directive 2000/53/EC (ELV). Regarding the REACH Regulation, the information TE provides on SVHC in articles for this part number is based on the latest European Chemicals Agency (ECHA) 'Guidance on requirements for substances in articles' posted at this URL: <https://echa.europa.eu/guidance-documents/guidance-on-reach>

Compatible Parts


 <p>TE Part # CAT-P87024-R2435 Power Double Lock Receptacle</p>	 <p>TE Part # 179593-1 AMP POWER D/LOCK RECCONT. L/P</p>	 <p>TE Part # 179592-1 AMP POWER D/LOCK REC CONT. L/P</p>	 <p>TE Part # 179592-2 POWER D/LOCK REC CONT. H/P L/P</p>
 <p>TE Part # 179593-2 POWER D/LOCK REC CONT. H/P L/P</p>	 <p>TE Part # CAT-P87024-C1701 STD Temp Power Double Lock Cap</p>	 <p>TE Part # 5-316502-1 POWER D/LOCK CAP HSG 4P NAT (GWT)</p>	 <p>TE Part # 2005251-1 PDL 4P PLUG 3.96 S/R(GWT) NAT</p>



Also in the Series | Power Double Lock



Customers Also Bought





Documents

Product Drawings

[POWER D/LOCK PLUG HG 4P NATU.](#)

English

CAD Files

[3D PDF](#)

English

[Customer View Model](#)

[ENG_CVM_316501-1_C.2d_dxf.zip](#)

English

[Customer View Model](#)

[ENG_CVM_316501-1_C.3d_igs.zip](#)

English

[Customer View Model](#)

[ENG_CVM_316501-1_C.3d_stp.zip](#)

English

[3D PDF](#)

3D

[Customer View Model](#)

[ENG_CVM_CVM_316501-1_F.2d_dxf.zip](#)

English

[Customer View Model](#)

[ENG_CVM_CVM_316501-1_F.3d_igs.zip](#)

English

[Customer View Model](#)

[ENG_CVM_CVM_316501-1_F.3d_stp.zip](#)

English

By downloading the CAD file I accept and agree to the [Terms and Conditions](#) of use.

Datasheets & Catalog Pages

[SOFT_SHELL_PIN_AND_SOCKET_CONNECTORS_CATALOG](#)

English

Product Specifications

[Application Specification](#)

English



Product Environmental Compliance

[MD_316501-1_103020131117_dmtec](#)

English

[MD_316501-1_103020131117_dmtec](#)

English

Instruction Sheets

[Instruction Sheet \(non U.S.\)](#)

English

[AMP POWER DOUBLELOCK CONNECTOR SERIES](#)

English