

Installation Instructions for the 26PC Series Pressure Sensors

ISSUE 1

50047634

⚠ WARNING

PERSONAL INJURY

DO NOT USE these products as safety or emergency stop devices, or in any other application where failure of the product could result in personal injury.

Failure to comply with these instructions could result in death or serious injury.

26PC SERIES PERFORMANCE CHARACTERISTICS at 10.0 Vdc ± 0.01 Vdc Excitation, 25 °C

	Min.	Typ.	Max.	Units
Excitation	—	10	16	Vdc
Response Time	—	—	1.0	ms
Input Resistance*	5.5 k	7.5 k	11.5 k	Ohm
Output Resistance*	1.5 k	2.5 k	3.0 k	Ohm
Weight		2		gram

* Measured using a 1 mA current

GENERAL INFORMATION

26PC Series pressure sensors are four active element piezoresistive bridges. When pressure is applied, the resistance changes and the 26PC provides an output signal proportional to the input pressure.

Gage pressure is measured with respect to ambient pressure. When applied pressure increases, the differential voltage V2 - V4 increases. As pressure decreases, differential voltage V2 - V4 decreases.

Differential sensors provide a differential voltage proportional to the pressure differential between port P2 and P1. As DP = P2 - P1 increases, differential voltage V2 - V4 increases. As DP = P2 - P1 decreases, differential voltage V2 - V4 decreases.

SOLDERING

Limit soldering to 315 °C [600 °F] maximum, with duration of 10 seconds maximum.

CLEANING

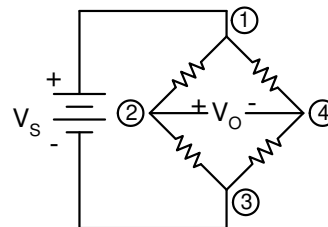
Proper cleaning fluids should be selected, based on the type of contaminants to be removed. Honeywell recommends alcohols or fluorinated solvents. Do not immerse the sensor.

ENVIRONMENTAL SPECIFICATIONS

Operating Temperature	-40 °C to 85 °C [-40 °F to 185 °F]
Storage Temperature	-55 °C to 100 °C [-67 °F to 212 °F]
Compensated Temperature	0 °C to 50 °C [32 °F to 122 °F]
Shock	Qualification tested to 150 g
Vibration	MIL-STD-202, Method 213 (0 kHz to 2 kHz, 20 G sine)

Note: For media compatibility specifications, refer to catalog or web site: www.honeywell.com/sensing

26PC CIRCUIT TERMINATION



Pin 1 = Vs (+)

Pin 2 = Output + (V2)

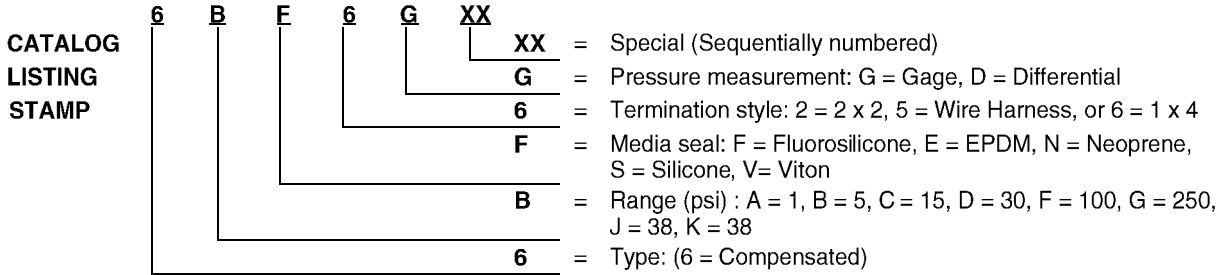
Pin 1 is notched

Pin 2 is next to Pin 1, etc.

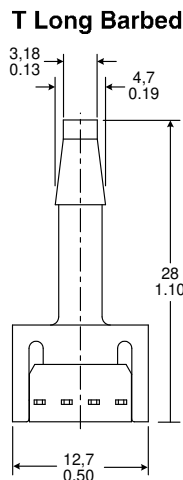
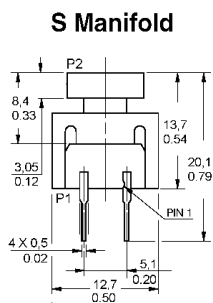
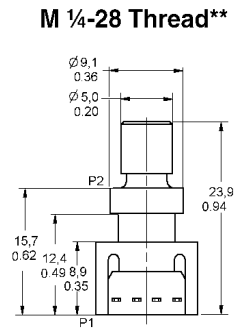
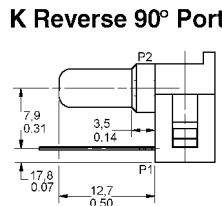
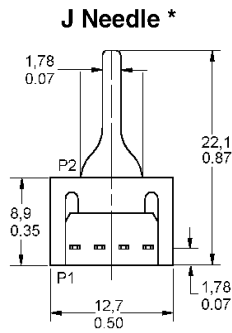
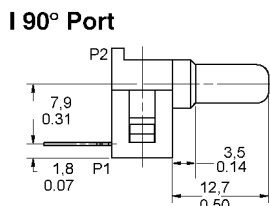
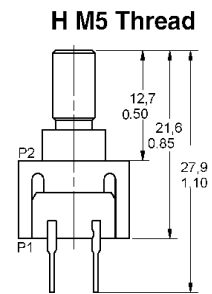
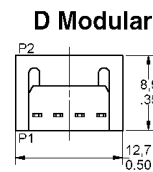
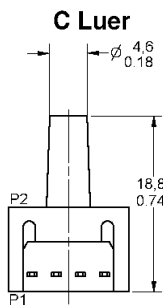
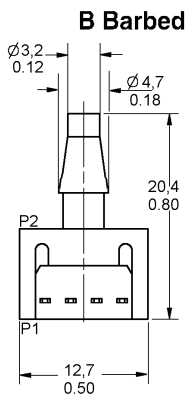
Pin 4 = Output - (V4)

Pin 3 = Ground (-)

26PC LASER BRANDING SCHEME (Note: Alternate form is the entire catalog listing)



ADDITIONAL PORT VARIATIONS (dimensions for reference only) mm/in

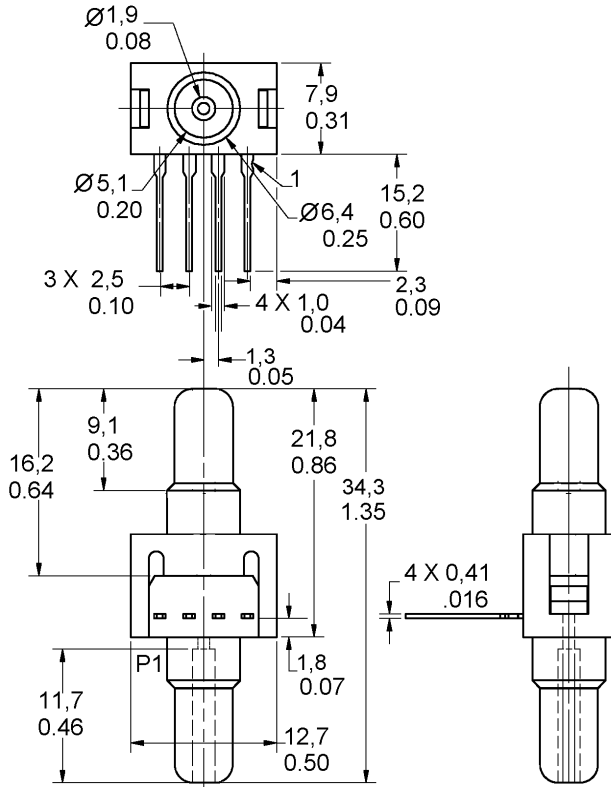


* Recommended torque for sealing is 4 in-lb. Do not exceed 6 in-lb of torque. Use size 007 O-Ring. O-Ring counterbore dimensions are 0.04 ± .005 in D x 0.300 ± .003 in Dia.

** Recommended torque for sealing is 8 in-lb. Do not exceed 12 in-lb. Use size 009 O-Ring. O-Ring counterbore dimensions are .040 ± .002 in D x 0.360 ± .003 in Dia.

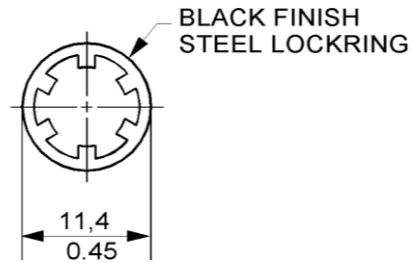
MOUNTING DIMENSIONS (for reference only) mm/in
DIFFERENTIAL SENSOR

1 X 4 Termination (Style 6) Port Style A, Straight (Only)



ACCESSORY

PC-10182 — Steel Lockring



WARRANTY/REMEDY

Honeywell warrants goods of its manufacture as being free of defective materials and faulty workmanship. Contact your local sales office for warranty information. If warranted goods are returned to Honeywell during the period of coverage, Honeywell will repair or replace without charge those items it finds defective. The foregoing is Buyer's sole remedy and is **in lieu of all other warranties, expressed or implied, including those of merchantability and fitness for a particular purpose.**

Specifications may change without notice. The information we supply is believed to be accurate and reliable as of this printing. However, we assume no responsibility for its use.

While we provide application assistance personally, through our literature and the Honeywell web site, it is up to the customer to determine the suitability of the product in the application.

For application assistance, current specifications, or name of the nearest Authorized Distributor, contact a nearby sales office. Or call:

- 1-800-537-6945 USA
- 1-800-737-3360 Canada
- 1-815-235-6847 International

FAX

1-815-235-6545 USA

INTERNET

www.honeywell.com/sensing
info.sc@honeywell.com

Sensing and Control
 Honeywell
 1985 Douglas Drive North
 Golden Valley, MN 55422
www.honeywell.com