



Technical data sheet

AK-WiCon-SXL



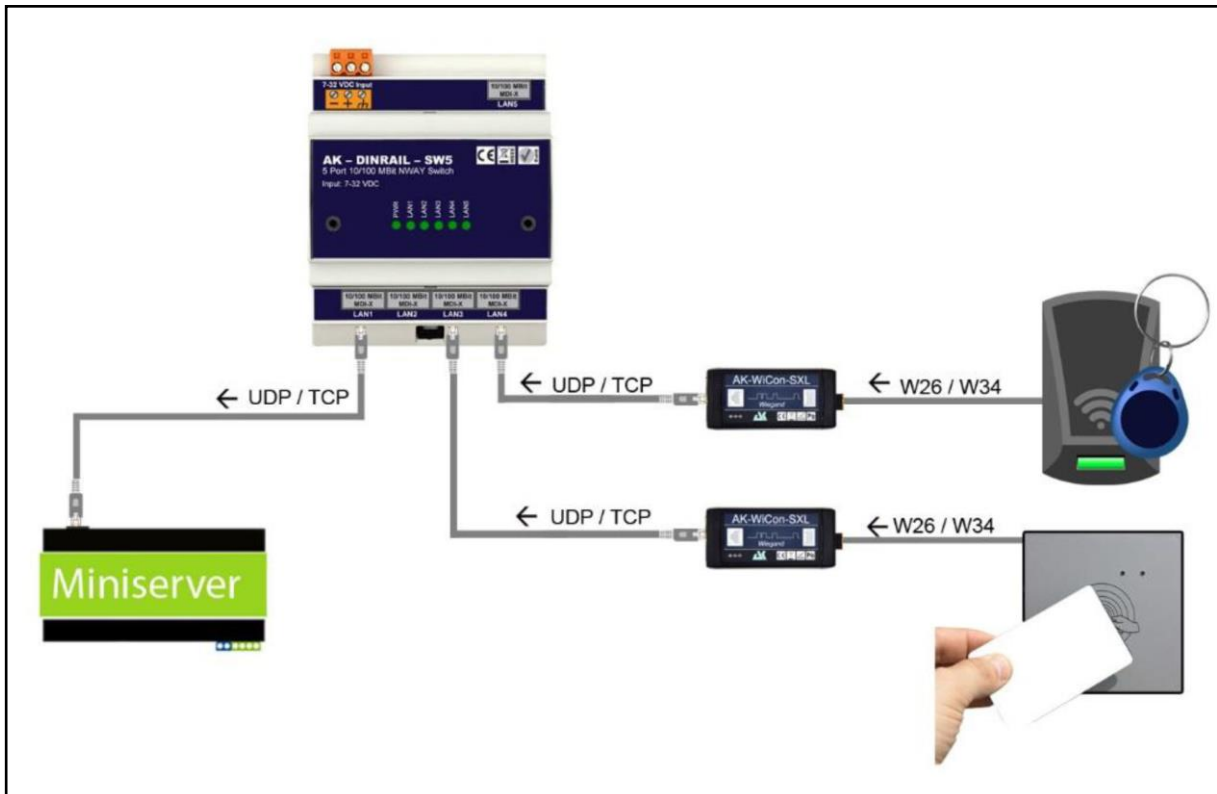

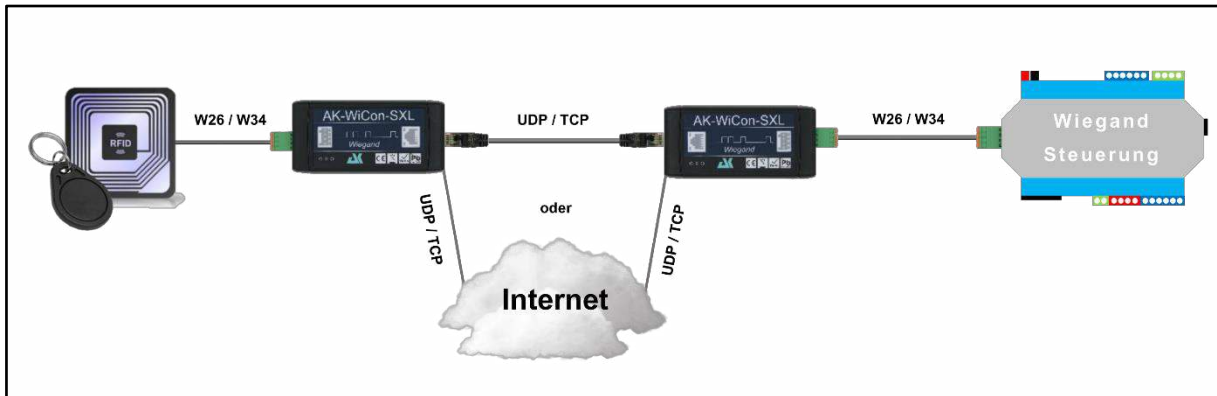
AK-WiCon-SXL

USB-Device-Server for the integration of USB-HID devices into a network

Without system drivers you can now use Wiegand input devices such as RFID readers, Card Reader etc. into a network. The only requirement, your Wiegand terminal supports Wiegand 26 or 34 bit protocol. All input data e.g. RFID data can be queried or sent directly via TCP/IP. Additionally the data connection can be through the integrated SSL/TLS data encryption against unwanted access by third parties can be saved. The individually adaptable web interface allows you to the integration of your personal website.

Ihnen darüber hinaus die Integration Ihrer persönlichen Website.

Connection options:



Connection options:



Technical data

- **Dimensions:**
40 x 21 x 82 mm (BxHxL)
- **Housing:**
Schlagfester Kunststoff
- **Weight:**
37 Gramm
- **Temperature range:**
-40°C .. + 70°C
- **Standards**
CE / WEEE / RoHS-II
EN 55022 Class B
EN 55024 Class A
- **Power supply:**
-Netzteil 12 Volt, 1A
-PowerOverEthernet IEEE802.3af
- **Power consumption:**
12 Volt / ca. 1000 mA
- **Connectors:**
1 x Ethernet RJ45
1 x PCB connector 4 pole
- **Ethernet (M-DIX)**
10 Half Duplex
10 Full Duplex
100 Half Duplex
AutoSensing
- **Wiegand**
26 Bit Format
34 Bit Format

Supported protocols

- | | |
|------------|------------------|
| 1. IPv4 | 23. IPv6 |
| 2. TCP | 24. NDP |
| 3. UDP | 25. ICMPv6 |
| 4. FTP | 26. DHCPv6 |
| 5. FTPS | 27. TCPv6 |
| 6. TFTP | 28. UDPv6 |
| 7. ICMP | 29. Netbios-NS |
| 8. ARP | 30. LLMNR |
| 9. SNMP | 31. ZeroConfig |
| 10. LPR | 32. -APIPA |
| 11. DHCP | 33. -AutoIP |
| 12. BOOTP | 34. IP-Multicast |
| 13. DNS | 35. IEEE802.1x |
| 14. TELNET | 36. SSL 3.0 |
| 15. HTML | 37. TLS 1.0 |
| 16. HTTP | 38. TLS1.1 |
| 17. HTTPS | 39. TLS1.2 |
| 18. DYNDNS | |
| 19. SMTP | |
| 20. POP3 | |
| 21. SYSLOG | |
| 22. AK-M2M | |

Management

1. Telnet
2. Browser

Views



Front with power supply connector



Front with PowerOverEthernet



Rear side with USB connector

Emulations and functions

- Connect-On-Data
- Auto-Connect
- DYN DNS-Client
- FTP-Server
- LPR-Server
- 512KB internes Flashdrive
- Flash-File-System
- E-Mail – Client
- TCP/UDP -Client
- TCP/UDP –Server
- SYSLOG-Client
- AKM2M

Order numbers

- | | |
|-------------------------|---------------------------------------|
| AK-WiCon-SXL-NT | with switched power supply 12Volt, 1A |
| AK-WiCon-SXL-POE | with PoverOverEthernet IEEE802.3af |

Safety

- SSLv3
- TLS1.0
- TLS1.1
- TLS1.2
- IEEE 802.1x

Example with Wiegand 26Bit

.....
Format 0(MSB first, FIFO):

| | E-PB | Facility | Card-ID | O-PB |
|----------|------|----------------------|---|------|
| Raw data | 0 | 1 0 0 0 1 1 1 1 | 1 0 1 1 1 1 1 1 0 1 0 1 1 0 1 0 | 1 |
| Valence | | 128 64 32 16 8 4 2 1 | 128 64 32 16 8 4 2 1 128 64 32 16 8 4 2 1 | |

TCP 3 Bytes in HEX **8F** **BF** **5A**

.....
Format 1(LSB first, FIFO):

| | E-PB | Facility | Card-ID | O-PB |
|----------|------|----------------------|---|------|
| Raw data | 0 | 1 0 0 0 1 1 1 1 | 1 0 1 1 1 1 1 1 0 1 0 1 1 0 1 0 | 1 |
| Valence | | 1 2 4 8 16 32 64 128 | 1 2 4 8 16 32 64 128 1 2 4 8 16 32 64 128 | |

TCP 3 Bytes in HEX **F1** **FD** **5A**

.....
Format 2(LSB first, LIFO):

| | E-PB | Facility | Card-ID | O-PB |
|----------|------|----------------------|---|------|
| Raw data | 0 | 1 0 0 0 1 1 1 1 | 1 0 1 1 1 1 1 1 0 1 0 1 1 0 1 0 | 1 |
| Valence | | 1 2 4 8 16 32 64 128 | 1 2 4 8 16 32 64 128 1 2 4 8 16 32 64 128 | |

TCP 3 Bytes in HEX **5A** **FD** **F1**

.....
Format 3(MSB first, LIFO):

| | E-PB | Facility | Card-ID | O-PB |
|----------|------|----------------------|---|------|
| Raw data | 0 | 1 0 0 0 1 1 1 1 | 1 0 1 1 1 1 1 1 0 1 0 1 1 0 1 0 | 1 |
| Valence | | 128 64 32 16 8 4 2 1 | 128 64 32 16 8 4 2 1 128 64 32 16 8 4 2 1 | |

TCP 3 Bytes in HEX **5A** **BF** **8F**

.....
Format 4 Merge decimal value of Facility and decimal value of Card ID as text. Convert result to 24-bit number

| | E-PB | Facility | Card-ID | O-PB |
|----------|------|----------------------|--|------|
| Raw data | 0 | 1 0 0 0 1 1 1 1 | 1 0 1 1 1 1 1 1 0 1 0 1 1 0 1 0 | 1 |
| Valence | | 128 64 32 16 8 4 2 1 | 32768 16384 8192 4096 2048 1024 512 256 128 64 32 16 8 4 2 1 | |

Decimal values as text: 143 + 48986 = 14348986(24-Bit-number)

TCP 3 Bytes in HEX **DA** **F2** **BA**

Note: if HW NOT CONNECTED appears in the telnet menu but sensor is connected PULLUP resistors 100K should be connected to D0 and D1 lines are installed by the sensor.

If no data is coming: Increase timeout and check type 26 - 34 bit.