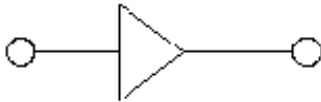


BAV19W THRU BAV21W

Small-Signal Switching Diodes



Features

- V_R 100V/150V/200V
- I_{FAV} 200mA

Typical Applications

- Extreme fast switches

Mechanical Data

- **Package:** SOD123
- **Terminals:** Tin plated leads, solderable per J -STD-002 and JESD22-B102
- **Polarity:** Cathode line denotes the cathode end

	Marking
BAV19W	A8
BAV20W	T2
BAV21W	T3

■ Maximum Ratings ($T_a=25^\circ\text{C}$ Unless otherwise specified)

PARAMETER	SYMBOL	UNIT	Conditions	VALUE
Repetitive peak reverse voltage	V_{RRM}	V		BAV19W 120
				BAV20W 200
				BAV21W 250
Average forward current	I_{FAV}	mA		200
Power dissipation	P_{tot}	mW		400
Maximum junction temperature	T_j	$^\circ\text{C}$		-65 to +150
Storage temperature range	T_{stg}	$^\circ\text{C}$		-65 to +150

■ Electrical Characteristics ($T_a=25^\circ\text{C}$ Unless otherwise specified)

PARAMETER	SYMBOL	UNIT	Conditions	VALUE
Maximum Forward voltage	V_F	V	$I_F=100\text{mA}$	1.0
			$I_F=200\text{mA}$	1.25
Maximum Reverse current	I_R	nA	BAV19W $V_R=100\text{V}$	100
			BAV20W $V_R=150\text{V}$	
			BAV21W $V_R=200\text{V}$	
Minimum Breakdown voltage	$V_{(BR)}$	V	BAV19W $I_R=10\mu\text{A}$	100
			BAV20W $I_R=10\mu\text{A}$	150
			BAV21W $I_R=10\mu\text{A}$	200
Maximum Diode capacitance	C_D	pF	$V_R=0\text{V}, f=1\text{MHz}$	5
Maximum Reverse recovery time	t_{rr}	ns	$I_F=I_R=30\text{mA}, R_L=100\Omega, I_{RR}=3\text{mA}$	50



BAV19W THRU BAV21W

Ordering Information (Example)

PREFERRED P/N	PACKING CODE	UNIT WEIGHT(g)	MINIMUM PACKAGE(pcs)	INNER BOX QUANTITY(pcs)	OUTER CARTON QUANTITY(pcs)	DELIVERY MODE
BAV19W Thru BAV21W	F2	Approximate 0.011	3000	30000	120000	7" reel

Characteristics(Typical)

Fig.1 Total Capacitance

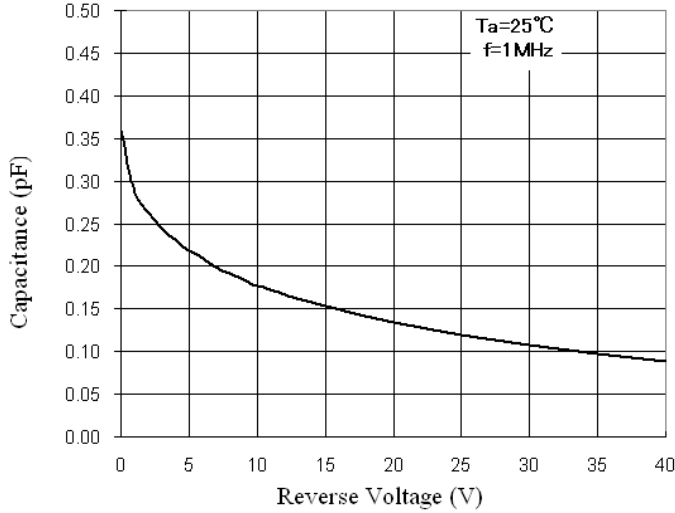


Fig.2 Forward Voltage vs Ambient Temperature

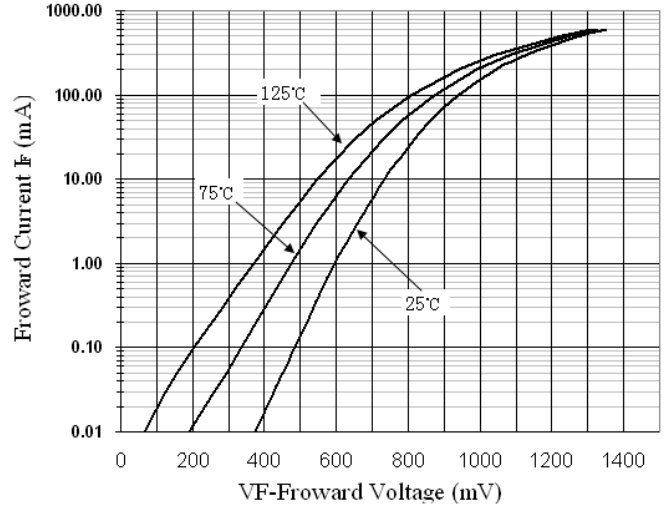
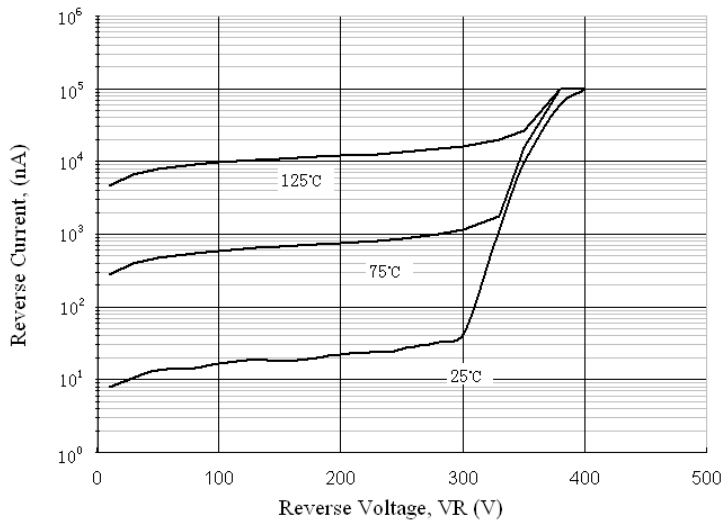


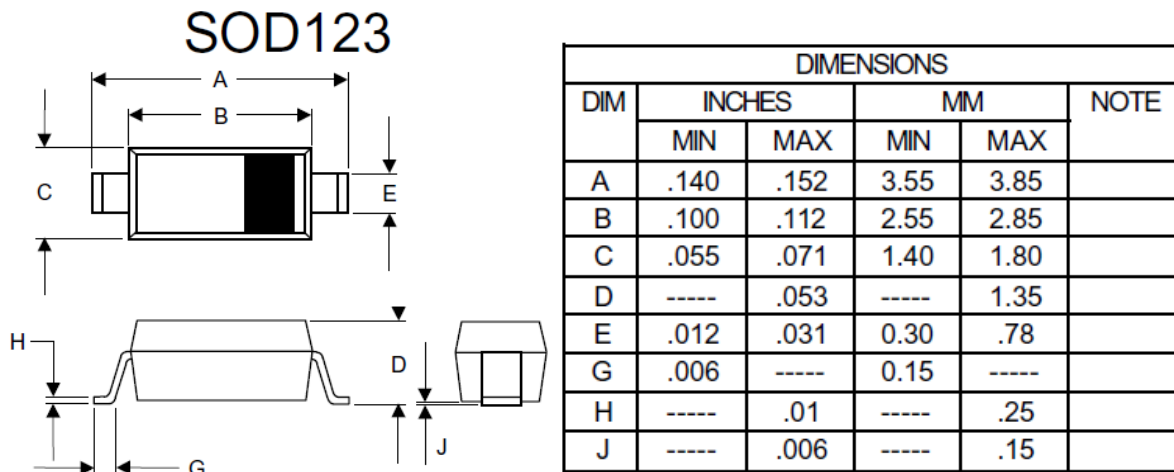
Fig.3 Reverse Current vs Reverse Voltage



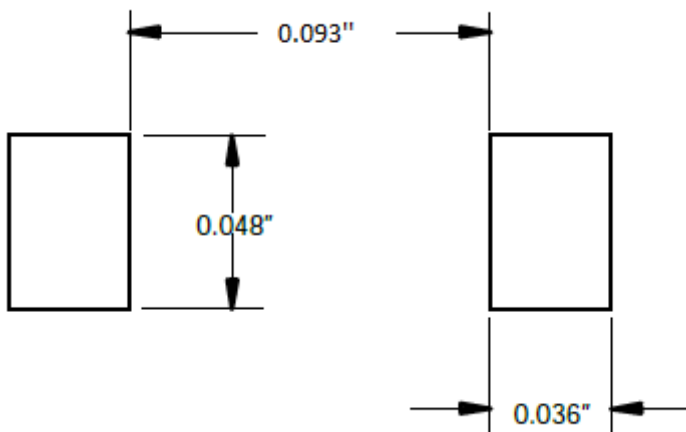


BAV19W THRU BAV21W

■ Outline Dimensions



■ Soldering Footprint



Unit: inch



BAV19W THRU BAV21W

Disclaimer

The information presented in this document is for reference only. Yangzhou Yangjie Electronic Technology Co., Ltd. reserves the right to make changes without notice for the specification of the products displayed herein to improve reliability, function or design or otherwise.

The product listed herein is designed to be used with ordinary electronic equipment or devices, and not designed to be used with equipment or devices which require high level of reliability and the malfunction of which would directly endanger human life (such as medical instruments, transportation equipment, aerospace machinery, nuclear-reactor controllers, fuel controllers and other safety devices), Yangjie or anyone on its behalf, assumes no responsibility or liability for any damages resulting from such improper use of sale.

This publication supersedes & replaces all information previously supplied. For additional information, please visit our website [http:// www.21yangjie.com](http://www.21yangjie.com) , or consult your nearest Yangjie's sales office for further assistance.