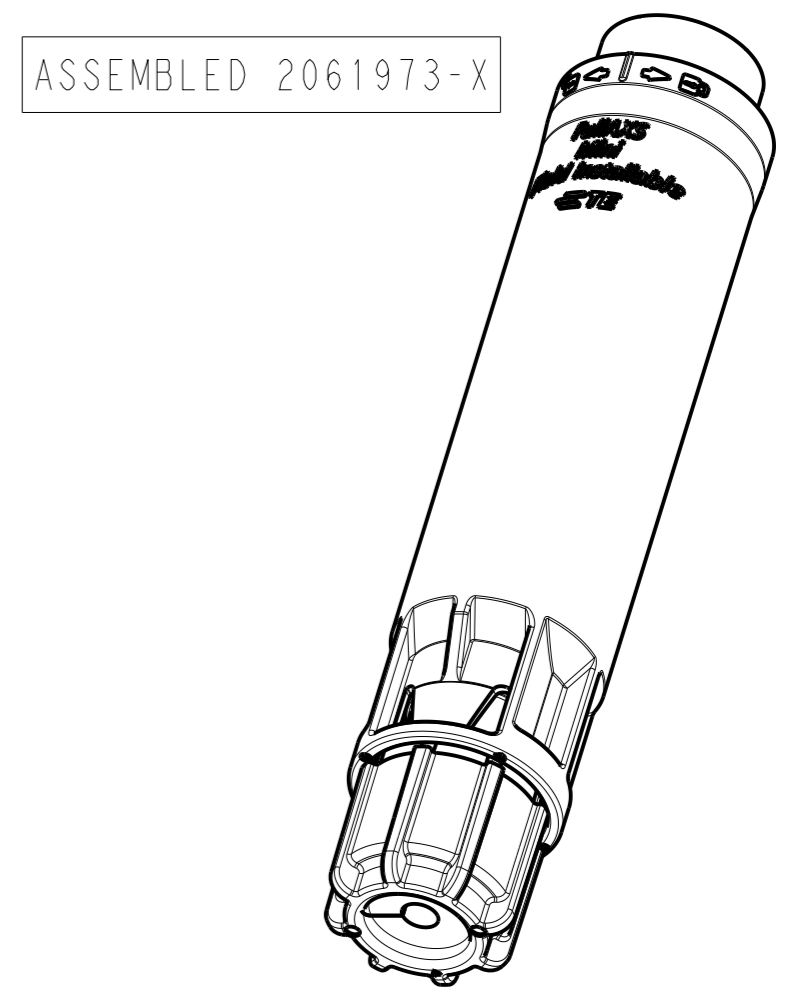
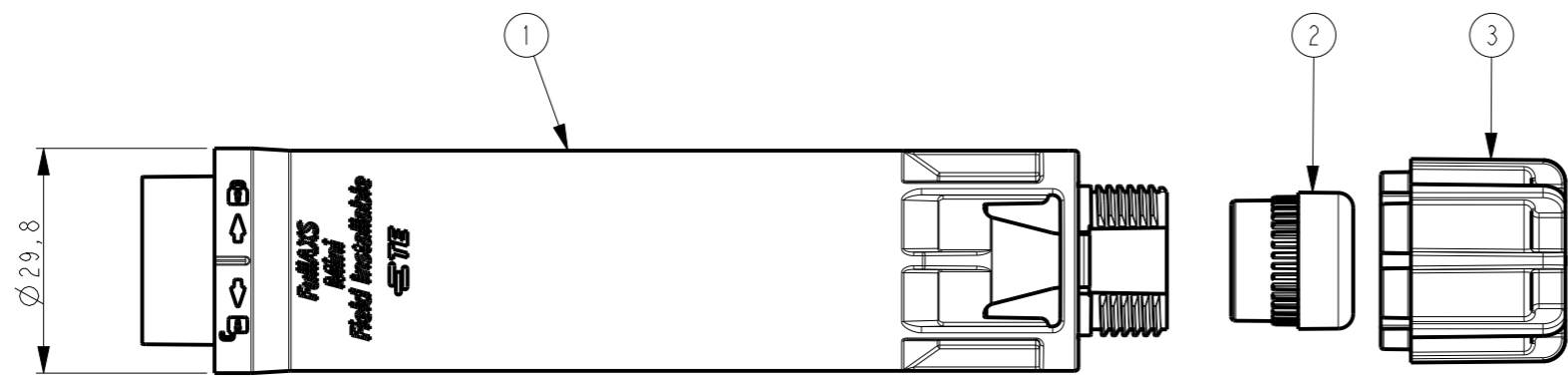
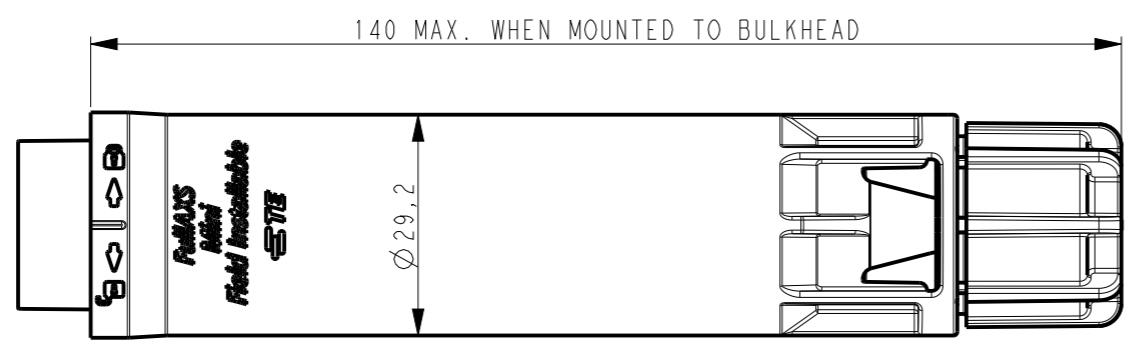


THIS DRAWING IS UNPUBLISHED. RELEASED FOR PUBLICATION 20
 © COPYRIGHT 20 BY - ALL RIGHTS RESERVED.

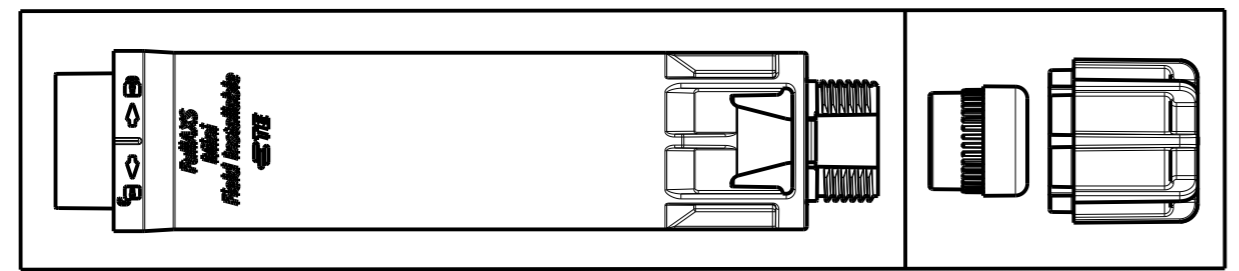
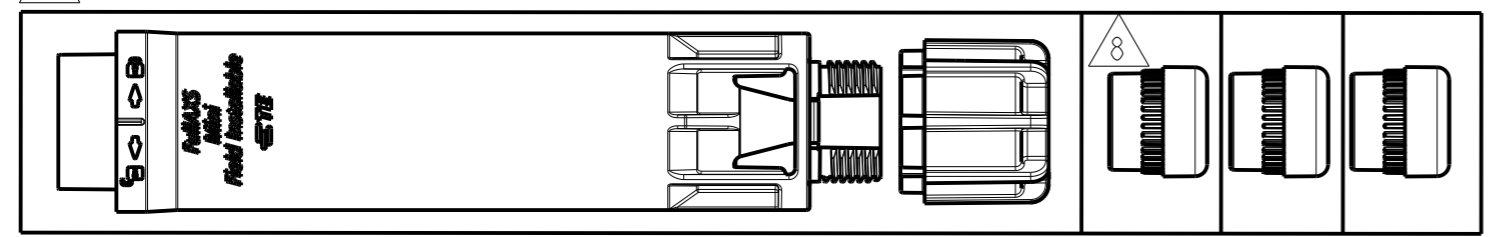
REVISIONS				
P	LTR	DESCRIPTION	DATE	APVD
	C2	REVISED	29MAR2021	BW



NOTES:

1. THIS FULLPROOF FIELD INSTALL KIT SHOULD BE USED WITH RUGGEDIZED CABLE AND RUGGED FAN-OUT CONSTRUCTION
NO 900 MICRON TERMINATIONS TO BE USED
2. CABLE DIAMETER RANGE: SEE TABLE
3. THE FLAMMABILITY RATING OF THE MATERIAL IS UL94-V0
4. THE MATERIAL IS HALOGEN FREE ACCORDING IEC 60754-2
5. EACH ASSEMBLY IS PACKED IN A PROTECTIVE SLEEVE
- GLAND SEAL AND NUT ARE SEPARATELY SEALED
6. AN INSTRUCTION SHEET IS PACKED WITH EACH FIELD INSTALL KIT
7. FITS TE CONNECTIVITY FULLAXS MINI BULKHEAD 2061981-X
8. 2061973-4 INCLUDES THREE SEALS IN THE PACKAGING

TE Part Number	Cable Diameter
2061973-1	4.8±0.2 mm
2061973-2	5.0±0.2 mm
2061973-3	7.0±0.2 mm
8 2061973-4	4.8±0.2 mm
	6.0±0.2 mm
	7.0±0.2 mm



PROTECTIVE SLEEVE PACKAGING
SCALE 4:5

THIS DRAWING IS A CONTROLLED DOCUMENT.

DIMENSIONS:	TOLERANCES UNLESS OTHERWISE SPECIFIED:
mm	
	0 PLC ±0,5
	1 PLC ±0,25
	2 PLC ±0,03
	3 PLC ±0,005
	4 PLC ±0,0010
	ANGLES ±1
MATERIAL	FINISH
-	-
-	-

Item	Description	Qty
3	Fullproof Mini Field Install Nut for Cable Gland	1
2	Fullproof Mini Field Install Cable Gland Seal	1
1	Fullproof140 Mini Field Install Coupling	1

THIS DRAWING IS A CONTROLLED DOCUMENT.

DWN R. COOLEN 10APR2015	TE Connectivity NAME Fullproof140 MINI FIELD INSTALL KIT			
CHK M. SCHOLTEN 10APR2015				
APVD S. BORGAS 10APR2015				
PRODUCT SPEC -				
APPLICATION SPEC -	SIZE A3	CAGE CODE -	DRAWING NO C-2061973	RESTRICTED TO -
WEIGHT -	CUSTOMER DRAWING		SCALE 1:2	SHEET 1 OF 1
				REV C2