



COAXIAL

Adapter, N-M to SMA-M **NM-SM50+**

50Ω DC to 18 GHz

THE BIG DEAL

- Flat response
- Excellent VSWR
- Passivated stainless steel
- Low cost adapters, available from stock



Generic photo used for illustration purposes only

Model No.	NM-SM50+
Case Style	DJ824
Connectors	N-Male to SMA-Male

+RoHS Compliant

The +Suffix identifies RoHS Compliance. See our web site for RoHS Compliance methodologies and qualifications

APPLICATIONS

- Interconnection of RF cables and equipment

ELECTRICAL SPECIFICATIONS AT 25°C

Parameter	Frequency (GHz)	Min.	Typ.	Max.	Units
Frequency Range		DC		18	GHz
Insertion Loss	DC - 18	—	0.1	—	dB
VSWR	DC - 8	—	—	1.15	:1
	DC - 12.4	—	—	1.20	
	DC - 18	—	—	1.30	

MAXIMUM RATINGS

Parameter	Ratings
Operating temperature	-55°C to 100°C
Storage temperature	-55°C to 100°C

Permanent damage may occur if any of these limits are exceeded.

REV. G
ECO-012138
NM-SM50+
MCL NY
221004

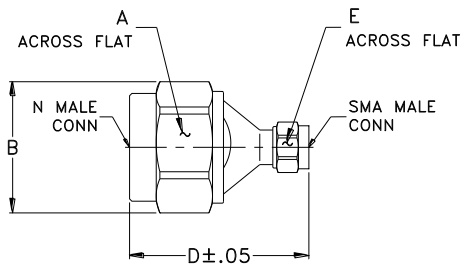




COAXIAL

Adapter, N-M to SMA-M **NM-SM50+**

OUTLINE DRAWING



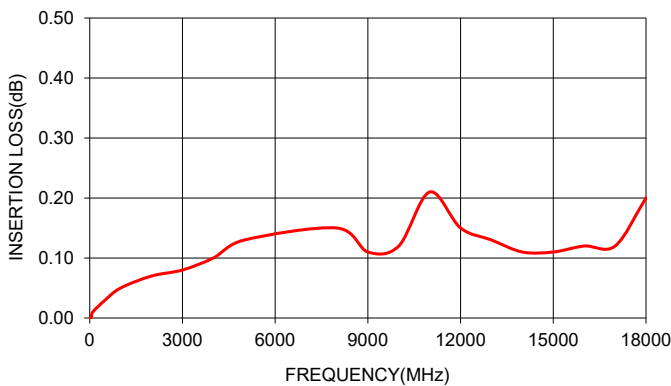
OUTLINE DIMENSIONS (Inch mm)

A	B	C	D	E	wt
.827	.854	--	1.28	.312	grams
21.0	21.7	--	32.51	7.92	34.6

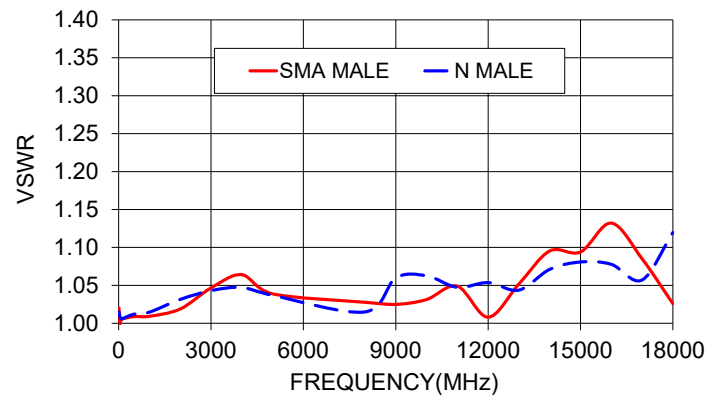
TYPICAL PERFORMANCE DATA

Frequency (MHz)	Insertion Loss (dB)	VSWR (:1)	
		N-MALE	SMA-MALE
10.00	0.00	1.02	1.02
50.00	0.00	1.01	1.00
100.00	0.01	1.01	1.01
500.00	0.03	1.01	1.01
1000.00	0.05	1.01	1.01
2000.00	0.07	1.03	1.02
3000.00	0.08	1.04	1.05
4000.00	0.10	1.05	1.06
5000.00	0.13	1.04	1.04
8000.00	0.15	1.01	1.03
9000.00	0.11	1.06	1.02
10000.00	0.12	1.06	1.03
11000.00	0.21	1.05	1.05
12000.00	0.15	1.05	1.01
13000.00	0.13	1.04	1.05
14000.00	0.11	1.07	1.10
15000.00	0.11	1.08	1.09
16000.00	0.12	1.08	1.13
17000.00	0.12	1.06	1.09
18000.00	0.20	1.12	1.03

NM-SM50+
INSERTION LOSS



NM-SM50+
VSWR



NOTES

- Performance and quality attributes and conditions not expressly stated in this specification document are intended to be excluded and do not form a part of this specification document.
- Electrical specifications and performance data contained in this specification document are based on Mini-Circuit's applicable established test performance criteria and measurement instructions.
- The parts covered by this specification document are subject to Mini-Circuits standard limited warranty and terms and conditions (collectively, "Standard Terms"); Purchasers of this part are entitled to the rights and benefits contained therein. For a full statement of the standard. Terms and the exclusive rights and remedies thereunder, please visit Mini-Circuits' website at www.minicircuits.com/MCLStore/terms.jsp

