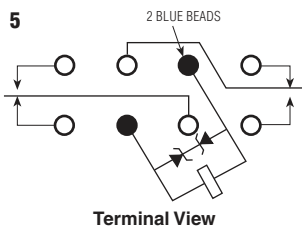
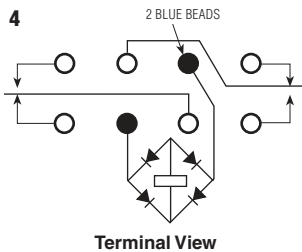
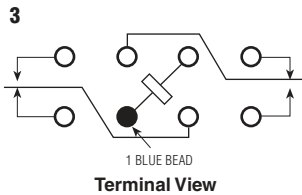
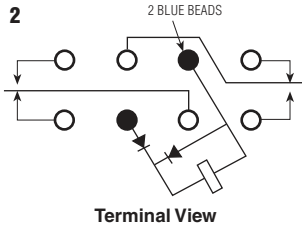


## Double Pole, Electrically Held, 10 Amps and Less

**07**  
**Two Pole 10 Amp**  
**High Performance Relay**  
**Qualified to**  
**MIL-R-5757/23**  
**MS 27245 & MS 27247**

**Product Facts**

- Hermetically sealed
- Up to 10 amps switching
- High shock & vibration ratings
- Optional terminals & mounting styles
- DC, AC & diode-suppressed coils



**Electrical Characteristics**

**Contact Arrangement** — 2 Form C (DPDT)  
**Contact Material** — Stationary — Silver cadmium oxide  
 Moveable — Silver cadmium oxide  
**Contact Resistance** — Before Life — 10 milliohms max.  
 After life — 20 milliohms max.  
 (Measured at 10 A @ 28 Vdc)  
**Mechanical Life Expectancy** — 1 million operations  
**Coil Voltage** — 6 to 120 Vdc, 115 Vac  
**Coil Power** — 4.3 watts max. @ 25°C  
**Duty Cycle** — Continuous  
**Pick-up Voltage** — Approximately 50% of nominal coil voltage  
**Pick-up Sensitivity** — 565 mW

**Operating Characteristics**

**Operate Time** — Std — 10 ms max.  
 QPL — 15 ms max.  
 AC Coil — 15 ms max.  
**Release Time** — Std — 10 ms max.  
 QPL — 15 ms max.  
 AC Coil — 20 ms max.  
**Contact Bounce** — Std — 5 ms max. (N.O. and N.C.)  
 QPL — 2 ms max. (N.O.)  
 QPL — 5 ms max. (N.C.)  
**Dielectric Withstanding Voltage** — Between Open Contacts — 500 Vrms 60 Hz  
 Between Adjacent Contacts — 1000 Vrms 60 Hz  
 Between Contacts and Coil — 1000 Vrms 60 Hz  
**Insulation Resistance** — 1,000 megohms min. @ 500 Vdc

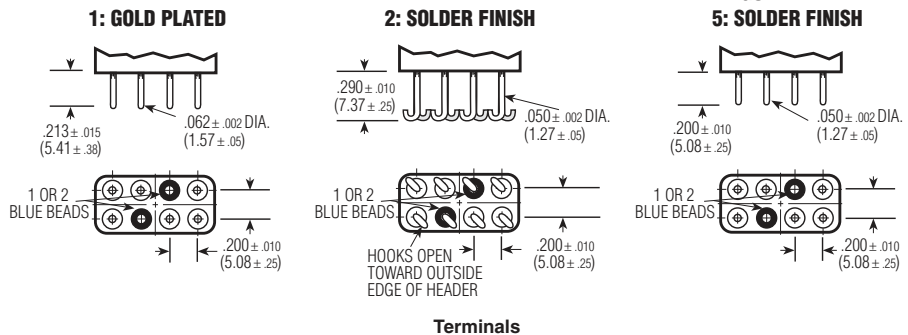
**Environmental Characteristics**

**Temperature Range** — -65°C TO +125°C  
**Weight** — 1.3 oz (37 gms) max.  
**Vibration Resistance** — Standard — 30 G's, 10 to 2,000 Hz  
 QPL — 20 G's, 10 to 2,000 Hz  
**Shock Resistance** — 100 G's, 6 ±1 ms  
**QPL Approval** — MIL-R-5757/23  
 MS 27245  
 MS 27247

**Contact Ratings**

Contact Load	Type	Operations Min.
10 A @ 28 Vdc	Resistive	100,000
3 A @ 115 V, 60 Hz	Resistive	50,000
5 A @ 115 V, 400 Hz	Resistive	50,000
6 A @ 28 Vdc	Inductive	50,000
2 A @ 115 V, 60 Hz	Inductive	50,000
2.5 A @ 115 V, 400 Hz	Inductive	50,000
1 A @ 28 Vdc	Lamp	50,000
0.5 A @ 115 V, 60 Hz	Lamp	50,000
0.8 A @ 115 V, 400 Hz	Lamp	50,000
3 A @ 28 Vdc	Motor	50,000
1.5 A @ 115 V, 60 Hz	Motor	50,000
3 A @ 115 V, 400 Hz	Motor	50,000

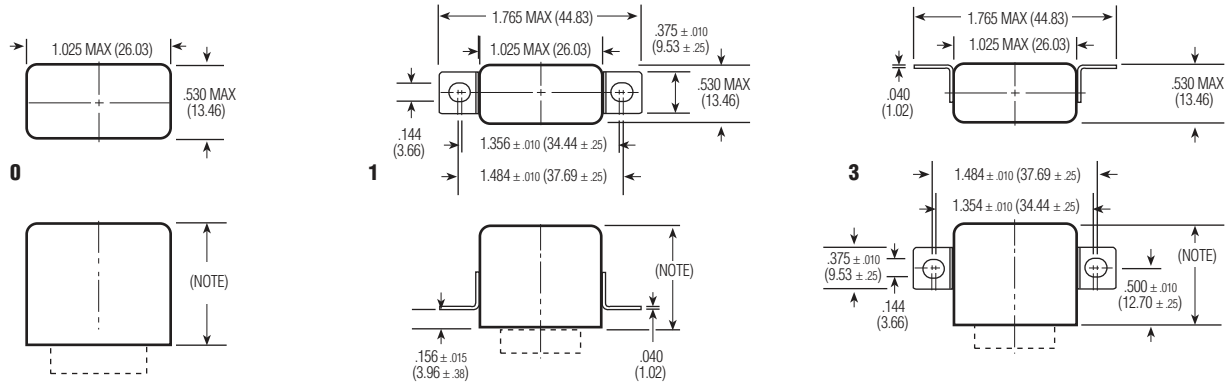
\*All ratings grounded case



**Double Pole, Electrically Held, 10 Amps and Less** (Continued)

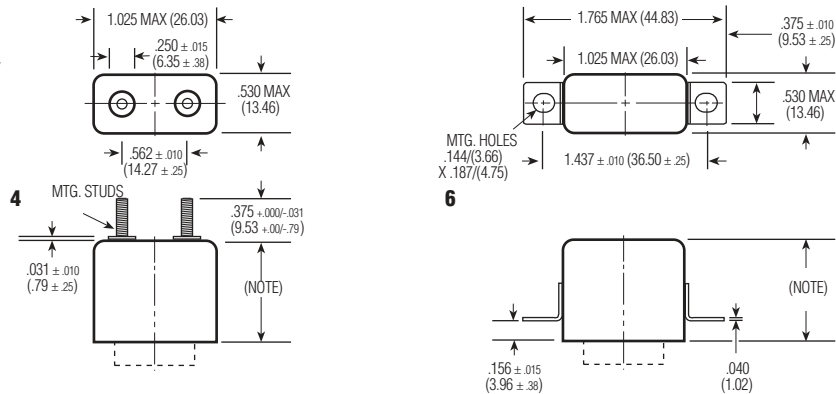
**Coil Data**

	Nom. Coil Voltage (Vdc)	Coil Resistance in Ohms ±10% @ 25°C	Pickup Voltage Vdc (Max.) @ 25°C	Pickup Voltage Vdc (Max.) @ 125°C	Drop-out Voltage Vdc (Min.) @ 25°C	Drop-out Voltage Vdc (Min.) @ -65°C	Nom. Coil Power (mW) @ 25°C	Max. Coil Voltage	Coil Desig.	Environmental
	6.0	19	3.6	4.5	0.4	0.25	1.89	9.0	AA	<b>Temperature</b> -55°C to +85°C
	12.0	75	7.2	9.0	0.9	0.5	1.92	16.0	AB	
	26.5	300	14.4	18.0	1.8	1.0	2.34	32.0	AC	<b>Vibration</b> 20G's, 10 to 2,000Hz
	48.0	1,200	29.0	36.0	3.6	2.0	1.92	52.0	AD	
	120.0	7,600	72.0	90.0	9.0	5.0	1.89	122.0	AE	<b>Shock</b> 50G's, 11ms
	115 Vac 400 Hz	1,200	72.0	90.0	10.0	5.0	n/a	n/a	AR	
	115 Vac 60-400 Hz	7,600	72.0	90.0	10.0	5.0	n/a	n/a	AS	
	6.0	19	3.3	4.5	0.4	0.25	1.89	9.0	BA	<b>Temperature</b> -65°C to +125°C
	12.0	75	6.5	9.0	0.9	0.5	1.92	16.0	BB	
	26.5	300	13.0	18.0	1.8	1.0	2.34	32.0	BC	<b>Vibration</b> 20G's, 10 to 2,000Hz
	48.0	1,200	26.0	36.0	3.6	2.0	1.92	52.0	BD	
	120.0	7,600	66.0	90.0	9.0	5.0	1.89	122.0	BE	<b>Shock</b> 50G's, 11ms
	115 Vac 400 Hz	1,200	75.0	90.0	10.0	5.0	n/a	n/a	BR	
	115 Vac 60-400 Hz	7,600	75.0	90.0	10.0	5.0	n/a	n/a	BS	
	6.0	19	3.7	5.0	0.4	0.25	1.89	9.0	CA	<b>Temperature</b> -65°C to +125°C
	12.0	75	7.4	10.0	0.9	0.5	1.92	16.0	CB	
	26.5	300	14.7	20.0	1.8	1.0	2.34	32.0	CC	<b>Vibration</b> 30G's, 10 to 2,000Hz
	48.0	1,200	29.4	40.0	3.6	2.0	1.92	52.0	CD	
	120.0	7,600	74.0	100.0	9.0	5.0	1.89	122.0	CE	<b>Shock</b> 100G's, 6ms
	115 Vac 400 Hz	1,200	80.0	100.0	10.0	5.0	n/a	n/a	CR	
	115 Vac 60-400 Hz	7,600	80.0	100.0	10.0	5.0	n/a	n/a	CS	



**Note:**

A07 = .895 max (22.73), Schematic 3 only  
 B07 = 1.010 max (25.66), Schematic 3 only  
 B07 = 1.234 max (31.35), Schematics 2, 4 & 5 only



**07 Mounting Styles**

**Specifying a Part Number Example:**

Type	Rated	Mountings	Schematic	Terminals	Coil	Testing
B07	B	3	3	2	BC	1

\* The part number example shown on this page is for catalog items. For a list of specific QPL part numbers, please see the index in Section 15.