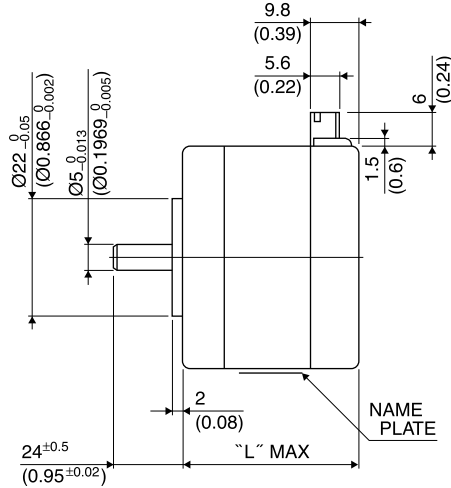
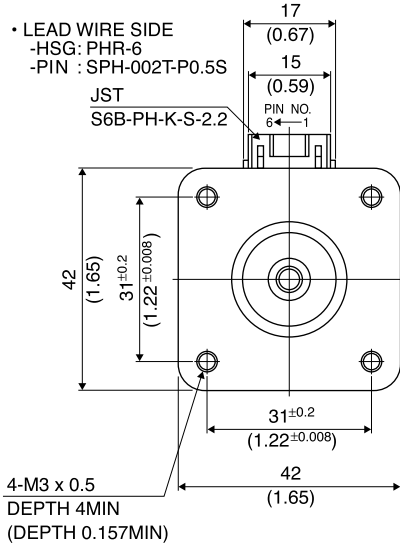


Outline



Hybrid

PIN NO. vs. PHASE

PHASE	A	A COM	\bar{A}	B	B COM	\bar{B}
PIN NO.	4	5	6	3	2	1

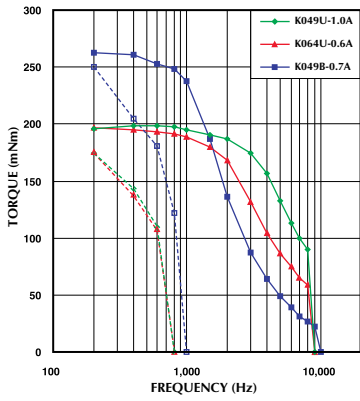
	"L"
17PM-K7**	26 (1.02)
17PM-K2**	30 (1.18)
17PM-K0**	34 (1.34)
17PM-K3**	38 (1.50)
17PM-K1**	42 (1.65)
17PM-K4**	48 (1.89)
17PM-KA**	60 (2.36)

Specifications

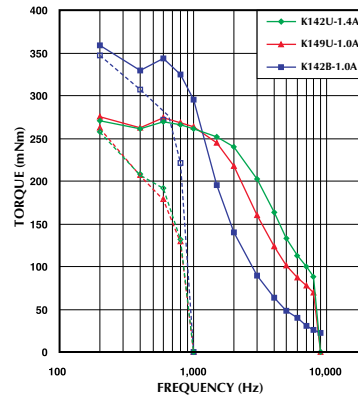
Model	Step Angle (deg)	Drive Sequence	Rated Current (A)	Resistance (Ohms)	Holding Torque (mNm)	Inductance (mH)	Rotor Inertia (g·cm ²)	Detent Torque (mNm)	Mass (g)
17PM-K049U	1.8	UNI-POLAR	1	3.2	200	3.2	37	11.0	200
17PM-K064U	1.8	UNI-POLAR	0.6	8.3	200	8.1	37	11.0	200
17PM-K142U	1.8	UNI-POLAR	1.4	2.3	280	3.2	62	11.8	300
17PM-K149U	1.8	UNI-POLAR	1	4.3	280	6.0	62	11.8	300
17PM-K249U	1.8	UNI-POLAR	0.8	2.7	100	3.0	24	4.3	180
17PM-K264U	1.8	UNI-POLAR	0.6	6.9	100	7.4	24	4.3	180
17PM-K342U	1.8	UNI-POLAR	1.4	2.0	250	2.5	50	11.3	250
17PM-K349U	1.8	UNI-POLAR	1	3.6	250	4.7	50	11.3	250
17PM-K442U	1.8	UNI-POLAR	1.4	2.8	400	3.4	75	16.7	350
17PM-K449U	1.8	UNI-POLAR	1	4.9	400	6.5	75	16.7	350
17PM-K749U	1.8	UNI-POLAR	0.9	2.2	50	0.4	11	2.8	150
17PM-K764U	1.8	UNI-POLAR	0.6	5.6	50	1.0	11	2.8	150
17PM-KA39U	1.8	UNI-POLAR	1.4	2.9	485	4.0	120	21.6	490
17PM-KA46U	1.8	UNI-POLAR	1	5.6	485	8.1	120	21.6	490
17PM-K049B	1.8	BI-POLAR	0.7	6.4	270	12.8	37	11.0	200
17PM-K142B	1.8	BI-POLAR	1	4.6	380	12.9	62	11.8	300
17PM-K249B	1.8	BI-POLAR	0.6	5.4	140	12.0	24	4.3	180
17PM-K342B	1.8	BI-POLAR	0.9	4.0	310	9.9	50	11.3	250
17PM-K442B	1.8	BI-POLAR	0.9	5.6	500	13.6	75	16.7	350
17PM-K749B	1.8	BI-POLAR	0.6	4.4	65	1.6	11	2.8	150
17PM-KA39B	1.8	BI-POLAR	1	6.0	610	15.9	120	21.6	490

Torque/Speed Characteristics

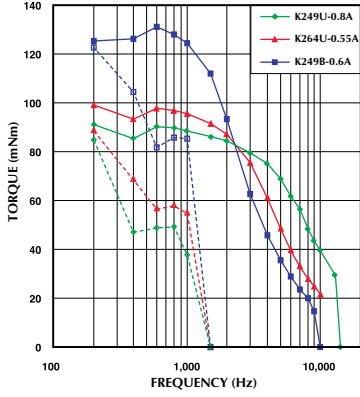
Model No: 17PM-K049U,K064U,K049B
 Driver: Chopper Dual
 Supply Voltage: 24.0 (Volt)



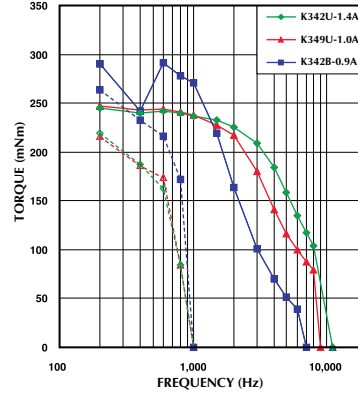
Model No: 17PM-K142U,K149U,K142B
 Driver: Chopper Dual
 Supply Voltage: 24.0 (Volt)



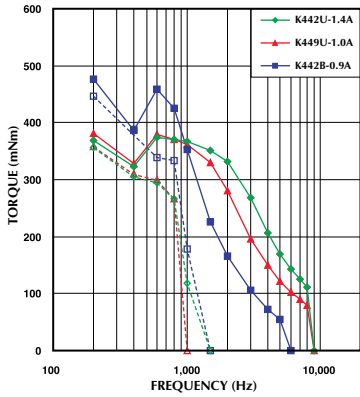
Model No: 17PM-K249U,K264U,K249B
 Driver: Chopper Dual
 Supply Voltage: 24.0 (Volt)



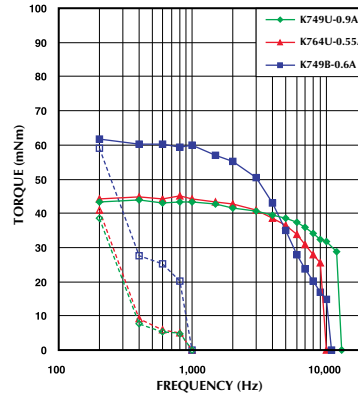
Model No: 17PM-K342U,K349U,K342B
 Driver: Chopper Dual
 Supply Voltage: 24.0 (Volt)



Model No: 17PM-K442U,K449U,K442B
 Driver: Chopper Dual
 Supply Voltage: 24.0 (Volt)



Model No: 17PM-K749U,K764U,K749B
 Driver: Chopper Dual
 Supply Voltage: 24.0 (Volt)



— : PULL OUT
 - - - : PULL IN

Model No: 17PM-KA39U,KA46U,KA39B
 Driver: Chopper Dual
 Supply Voltage: 24.0 (Volt)

