



WR-75 Waveguide Antenna, 10 GHz to 15 GHz  
Frequency Range, 10 dBi Gain,

## Waveguide Antennas Technical Data Sheet

PEWAN075-10

### Features

- WR-75 Rectangular Waveguide Interface
- 10 GHz to 15 GHz
- 10 dBi Nominal Gain
- Square Cover Cover Flange
- X-Ku Band

### Applications

- Antenna Measurements
- Wireless Communication
- Laboratory Use
- Microwave Radio Systems

### Description

The PEWAN075-10 X-Ku Band standard gain horn antenna (also known as waveguide horn) from Pasternack has a nominal gain of 10 dBi. This WR-75 standard gain horn has a Square Cover type flange. The Pasternack 10 dBi WR-75 horn antenna operates from 10 GHz to 15 GHz. The WR-75 PEWAN075-10 waveguide horn is Powder coated Aluminum for added protection and corrosion resistance. It is part of over 40,000 RF, microwave and millimeter wave components available from Pasternack. Waveguide standard gain horn antennas are used in a wide variety of applications due to their high power handling capability, low loss, high directivity, and near constant electrical performance. Pasternack's WR-75 standard gain horns are available in 10, 15 and 20 dBi models with pyramidal shape and rectangular input. Our WR-75 standard gain horn antennas can ship worldwide the same day as it is purchased as with our other available RF parts.

### Configuration

Design	WR-75
Polarization	Linear

### Electrical Specifications

Description	Minimum	Typical	Maximum	Units
Frequency Range	10		15	GHz
Nominal Gain		10		dB
Horizontal Half Power Beam Width		52.1		Degrees
Vertical Half Power Beam Width		51.6		Degrees
VSWR		1.3:1		

### Mechanical Specifications

<b>Size</b>	
Length	1.732 in [43.99 mm]
Width	1.508 in [38.3 mm]
Height	1.508 in [38.3 mm]
Weight	0.1 lbs [45.36 g]

### Waveguide Interface

Waveguide Size	WR-75
----------------	-------

Click the following link (or enter part number in "SEARCH" on website) to obtain additional part information including price, inventory and certifications: [WR-75 Waveguide Antenna, 10 GHz to 15 GHz Frequency Range, 10 dBi Gain, PEWAN075-10](#)



WR-75 Waveguide Antenna, 10 GHz to 15 GHz  
Frequency Range, 10 dBi Gain,

Waveguide Antennas Technical Data Sheet

PEWAN075-10

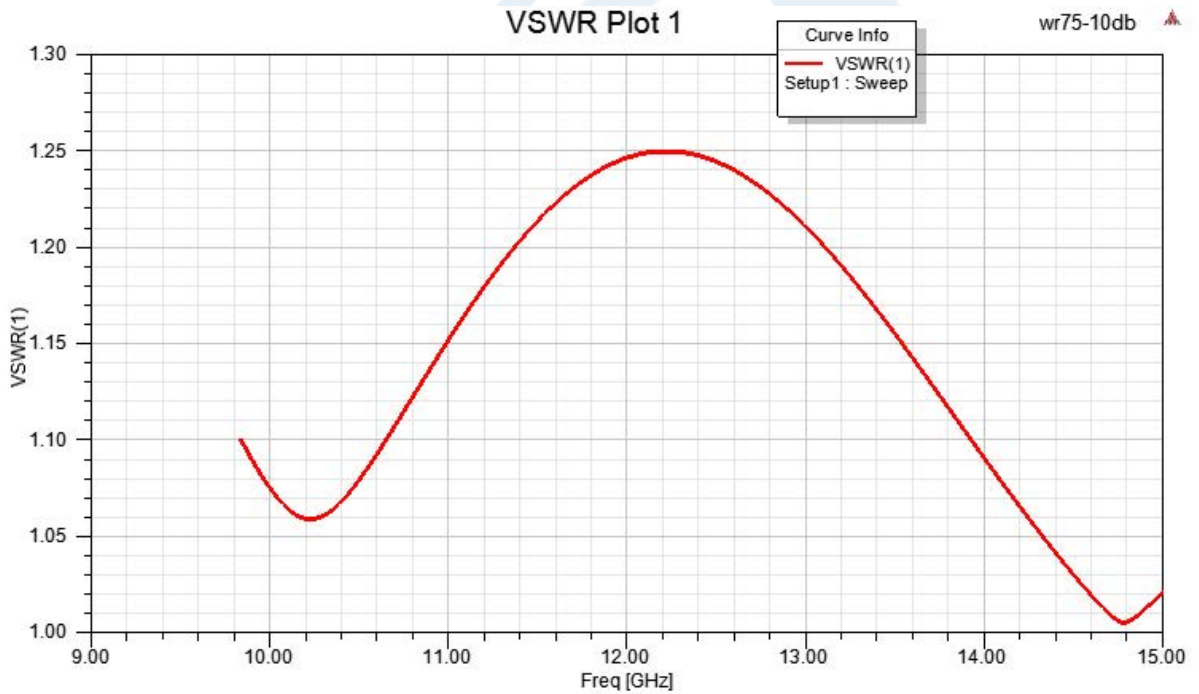
Flange Type  
Body Material and Plating

Square Cover  
Aluminum, Gray

**Compliance Certifications** (see [product page](#) for current document)

**Plotted and Other Data**

**Typical Performance Data**



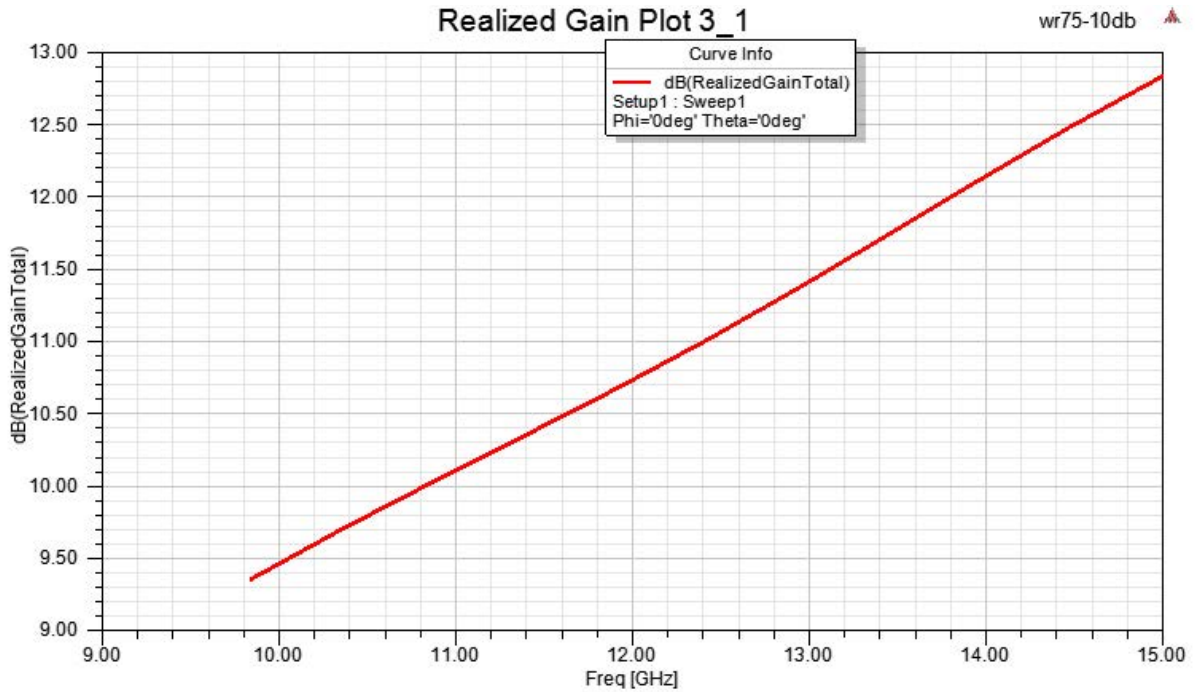
Click the following link (or enter part number in "SEARCH" on website) to obtain additional part information including price, inventory and certifications: [WR-75 Waveguide Antenna, 10 GHz to 15 GHz Frequency Range, 10 dBi Gain, PE-WAN075-10](#)



WR-75 Waveguide Antenna, 10 GHz to 15 GHz  
Frequency Range, 10 dBi Gain,

Waveguide Antennas Technical Data Sheet

PEWAN075-10



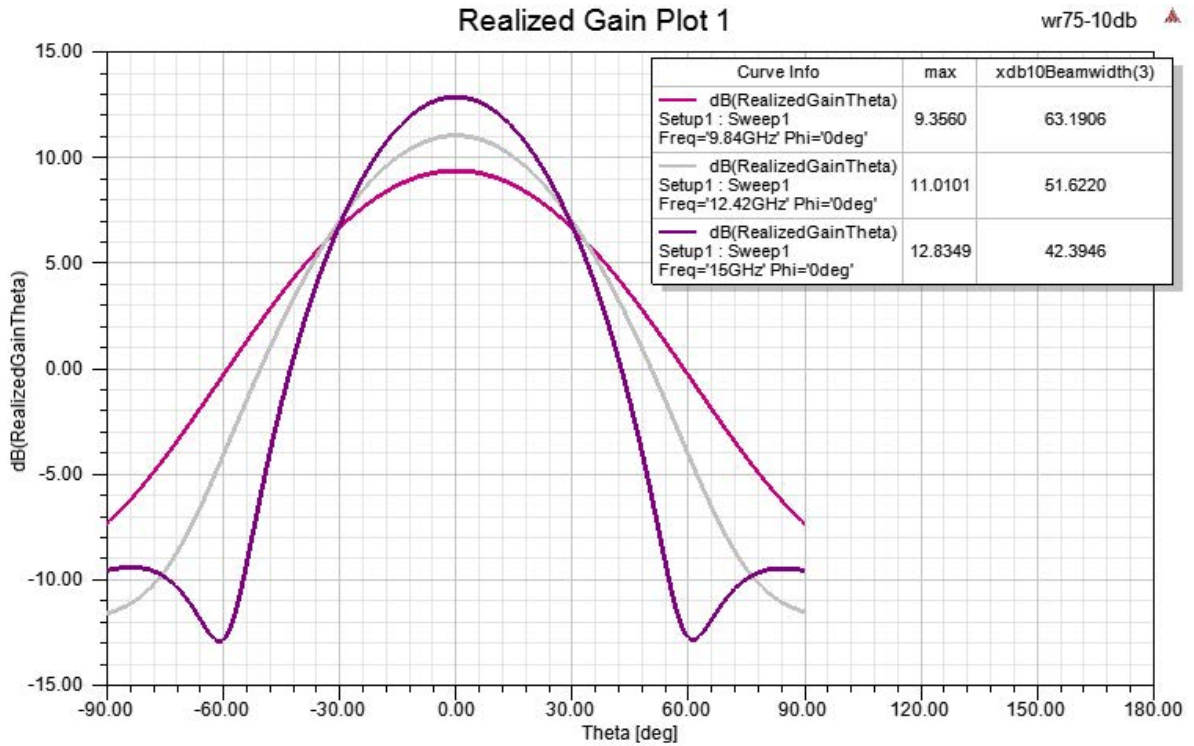
Click the following link (or enter part number in "SEARCH" on website) to obtain additional part information including price, inventory and certifications: [WR-75 Waveguide Antenna, 10 GHz to 15 GHz Frequency Range, 10 dBi Gain, PE-WAN075-10](#)



WR-75 Waveguide Antenna, 10 GHz to 15 GHz  
Frequency Range, 10 dBi Gain,

Waveguide Antennas Technical Data Sheet

PEWAN075-10



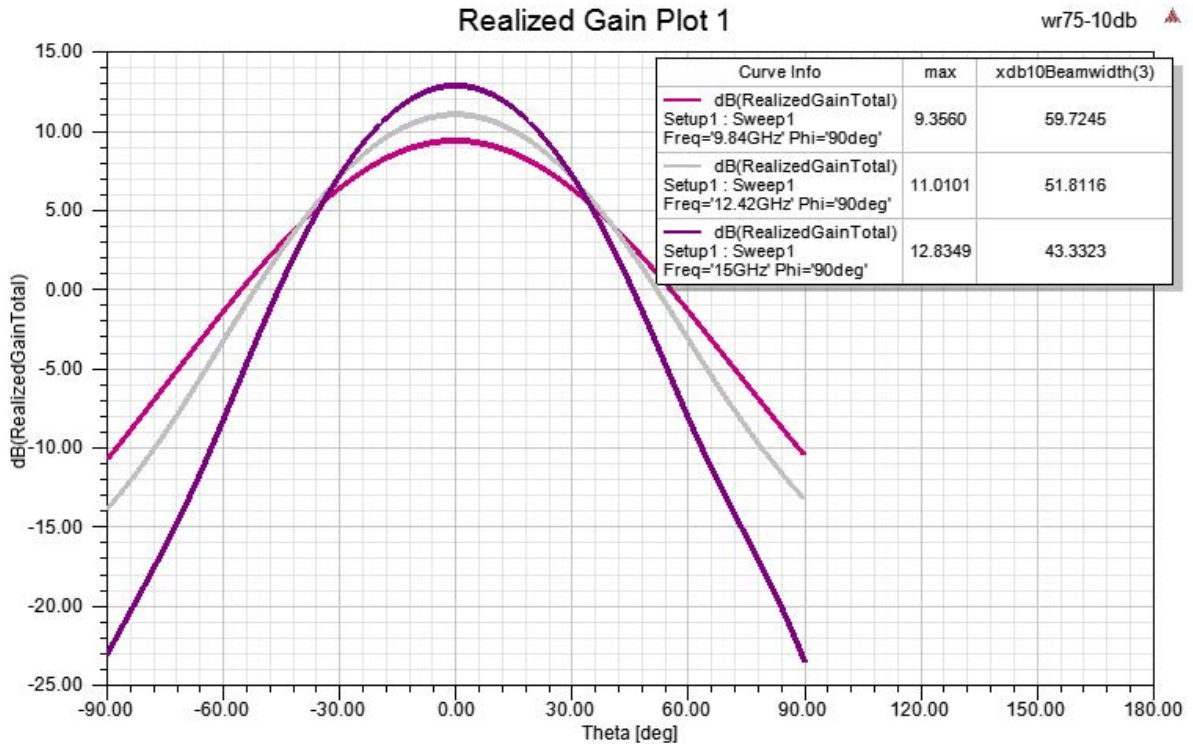
Click the following link (or enter part number in "SEARCH" on website) to obtain additional part information including price, inventory and certifications: [WR-75 Waveguide Antenna, 10 GHz to 15 GHz Frequency Range, 10 dBi Gain, PE-WAN075-10](#)



WR-75 Waveguide Antenna, 10 GHz to 15 GHz  
Frequency Range, 10 dBi Gain,

Waveguide Antennas Technical Data Sheet

PEWAN075-10



WR-75 Waveguide Antenna, 10 GHz to 15 GHz Frequency Range, 10 dBi Gain, from Pasternack Enterprises has same day shipment for domestic and International orders. Our RF, microwave and millimeter wave products maintain a 99.4% availability and are part of the broadest selection in the industry.

Click the following link (or enter part number in "SEARCH" on website) to obtain additional part information including price, inventory and certifications: [WR-75 Waveguide Antenna, 10 GHz to 15 GHz Frequency Range, 10 dBi Gain, PEWAN075-10](https://www.pasternack.com/wr-75-waveguide-gain-horn-antenna-10db-square-flange-pewan075-10-p.aspx)

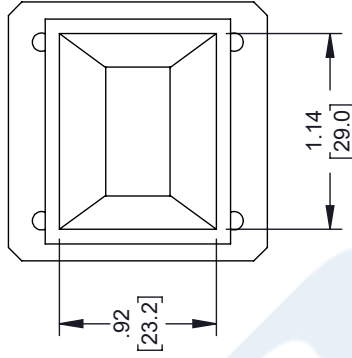
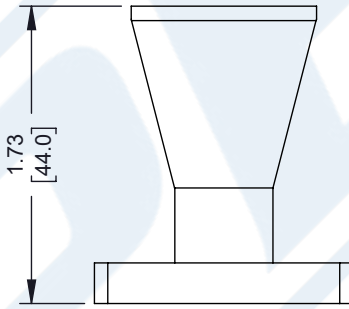
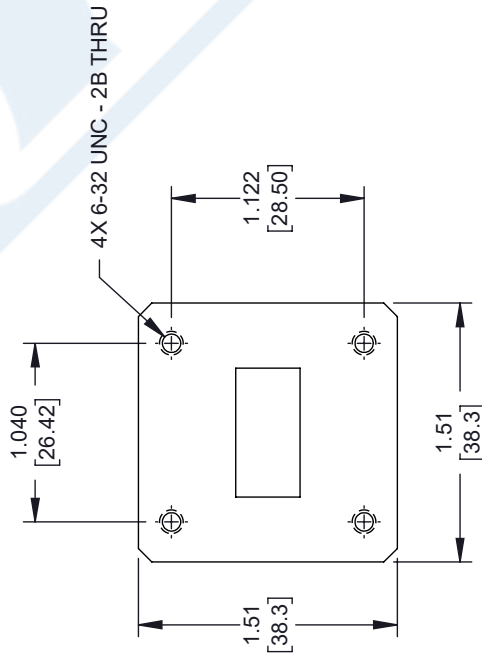
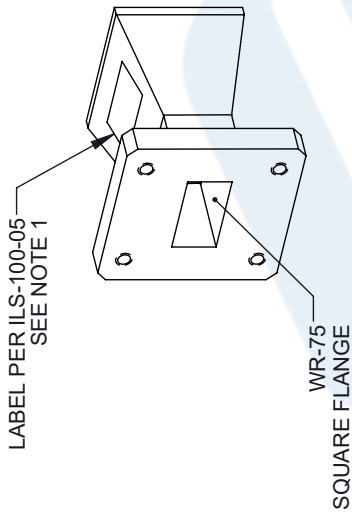
URL: <https://www.pasternack.com/wr-75-waveguide-gain-horn-antenna-10db-square-flange-pewan075-10-p.aspx>

The information contained in this document is accurate to the best of our knowledge and representative of the part described herein. It may be necessary to make modifications to the part and/or the documentation of the part, in order to implement improvements. Pasternack reserves the right to make such changes as required. Unless otherwise stated, all specifications are nominal. Pasternack does not make any representation or warranty regarding the suitability of the part described herein for any particular purpose, and Pasternack does not assume any liability arising out of the use of any part or documentation.

# PEWAN075-10 CAD Drawing

WR-75 Waveguide Antenna, 10 GHz to 15 GHz Frequency Range, 10 dBi Gain,

REVISIONS			
REV.	DESCRIPTION	DATE	APPROVED
A	INITIAL RELEASE	06/09/2021	KHIETPAS



UNLESS OTHERWISE SPECIFIED LEADING DIMENSIONS ARE INCHES DIMENSIONS IN [ ] ARE MILLIMETERS

TOLERANCES:  
 .X = ±.2 [5.08] FRACTIONS ±.1/32  
 .XX = ±.02 [.51] ANGLES ± 1°  
 .XXX = ±.005 [.13]

CABLE LENGTH (L) TOLERANCES:  
 L ≤ 12 [305] = +1 [25] / -0  
 12 [305] < L ≤ 60 [1524] = +2 [51] / -0  
 60 [1524] < L ≤ 120 [3048] = +4 [102] / -0  
 120 [3048] < L ≤ 300 [7620] = +6 [152] / -0  
 300 [7620] < L = +5% / -0

ALL DIMENSIONS SHOWN ARE FOR REFERENCE ONLY.

**PEJ PASTERNAK**  
an INFINITI brand

Pasternack Enterprises, Inc.  
 P. O. Box 16759, Irvine, CA 92623.  
 Phone: 1.949.261.1920 | 1.866.727.8376  
 Fax: 1.949.261.7451  
 Website: www.pasternack.com  
 E-mail: sales@pasternack.com

ITEM NO. PEWAN075-10  
 DRAWN BY DZINN  
 CAGE CODE 53919

THIRD-ANGLE PROJECTION	1	OF	1
SCALE	N/A		
REV	A		

NOTES:  
 1. LABEL PER ILS-100-05 (FOR INTERNAL REFERENCE ONLY)  
 LABEL LOCATION FOR REFERENCE ONLY

THESE COMMODITIES, TECHNOLOGY OR SOFTWARE WERE EXPORTED FROM THE UNITED STATES IN ACCORDANCE WITH THE EXPORT ADMINISTRATION REGULATIONS. DIVERSION CONTRARY TO U.S. LAW PROHIBITED.