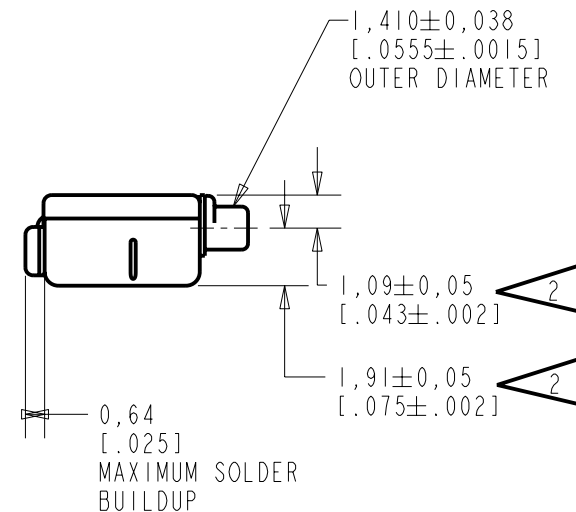
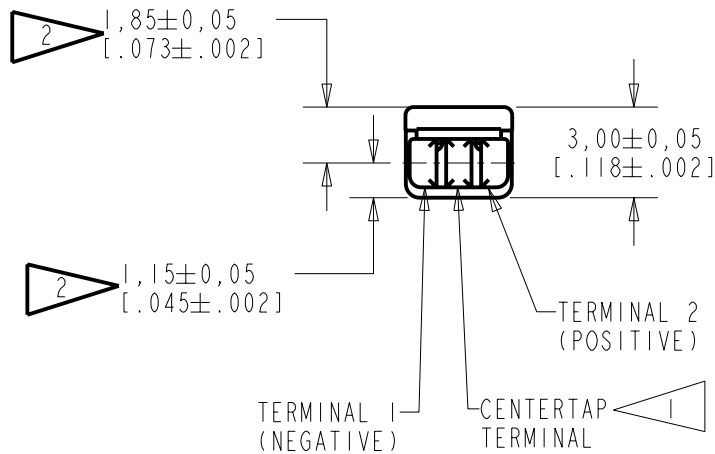


NOTES:

- 1 A POSITIVE GOING VOLTAGE AT TERMINAL 2, RELATIVE TO TERMINAL 1, CAUSES A DECREASE IN PRESSURE AT THE SOUND OUTLET.
- 2 LOCATED FROM TWO SURFACES FOR CUSTOMER CONVENIENCE. ONLY APPLICABLE FROM ONE SURFACE, NOT TO BE USED TOGETHER. HORIZONTAL LOCATION FOR TERMINAL CENTERED TO  $\pm 0,17$  [.007].

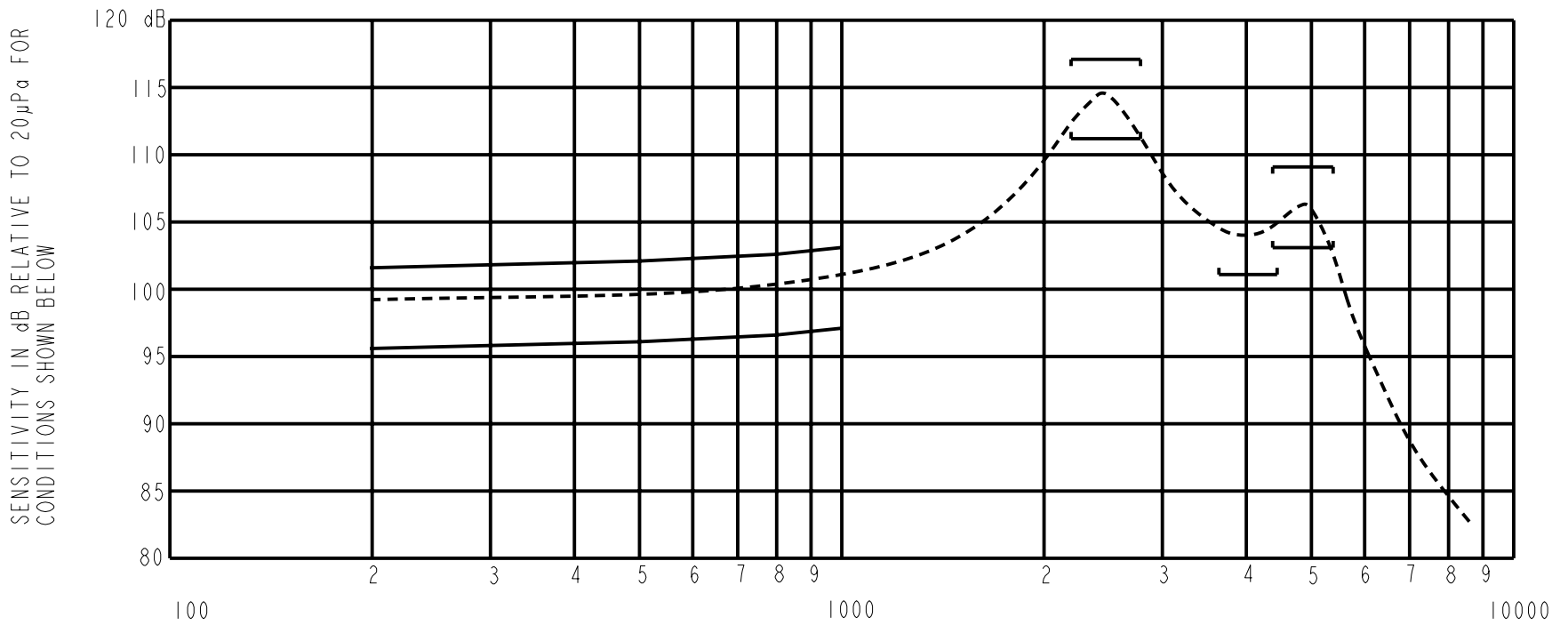


NOMINAL WEIGHT  
.23 GRAMS DIMENSIONS IN MILLIMETERS [INCHES]

**KNOWLES ELECTRONICS**  
ITASCA, ILLINOIS U.S.A.

Revision	C.O. #	Implementation Date	RELEASE LEVEL	REVISION
B	CI0106724	11-22-07	<b>Released</b>	<b>B</b>
A	CI0103404	11-28-05		

SCALE: <b>4:1</b>		DR. BY	DATE
DO NOT SCALE DRAWING		AB	11-28-05
TITLE: <b>RECEIVER</b>		CK. BY	DATE
<b>OUTLINE DRAWING</b>		GJP	11-30-05
<b>EH-23063-000</b>		APP. BY	DATE
<b>SHT 1.1</b>		GJP	11-30-05



NOTES:

FREQUENCY IN HERTZ

1. MEASUREMENTS MADE USING 10mm (.394") OF 1mm (.039") ID TUBE CONNECTED TO A SIMULATED ANSI S3.3-1960 TYPE HA-3 COUPLER. (T3479 AND B & K DB0138)

FREQUENCY	SENSITIVITY	
	MIN.	MAX.
200	95.5	101.5
500	96.0	102.0
800	96.5	102.5
1000	97.0	103.0
2200-2800	111.0	117.0
3650-4450	101.0	---
4400-5400	103.0	109.0

- RESPONSE, IMPEDANCE, AND DISTORTION MEASUREMENTS MADE USING THE ELECTRICAL TEST CONDITIONS SHOWN BELOW.
- ELECTRICAL SOURCE IMPEDANCE MUST BE GREATER THAN 20 TIMES 1KHz IMPEDANCE FOR TEST CONDITIONS SHOWN BELOW.
- INDIVIDUAL SPECIFICATIONS.

PORT LOCATION	IMPEDANCE OHMS ±15%		DCR @20°C OHMS ±10%	DISTORTION		ELECTRICAL TEST CONDITIONS	
	1KHz	500Hz		MAX. %	FREQ Hz	AC mA RMS	DC mA
12C	1055	625	395	10	800	0.71	0.00

Revision	C.O. #	Implementation Date	RELEASE LEVEL	REVISION
B	C10106724	11-22-07	Released	B
A	C10103404	11-28-05		

**KNOWLES ELECTRONICS**  
ITASCA, ILLINOIS U.S.A.

WHEN TEST LIMITS ARE USED TO ESTABLISH INCOMING INSPECTION ACCEPTANCE/REJECTION CRITERIA, CORRELATION OF TEST EQUIPMENT WITH KNOWLES IS ALSO REQUIRED FOR ELIMINATION OF EQUIPMENT AND TEST METHOD VARIATION

TITLE: **RECEIVER**  
PERFORMANCE SPECIFICATION

**EH-23063-000**  
SHT 2.1

DR. BY	DATE
AB	11-28-05
CK. BY	DATE
GJP	11-30-05
APP. BY	DATE
GJP	11-30-05