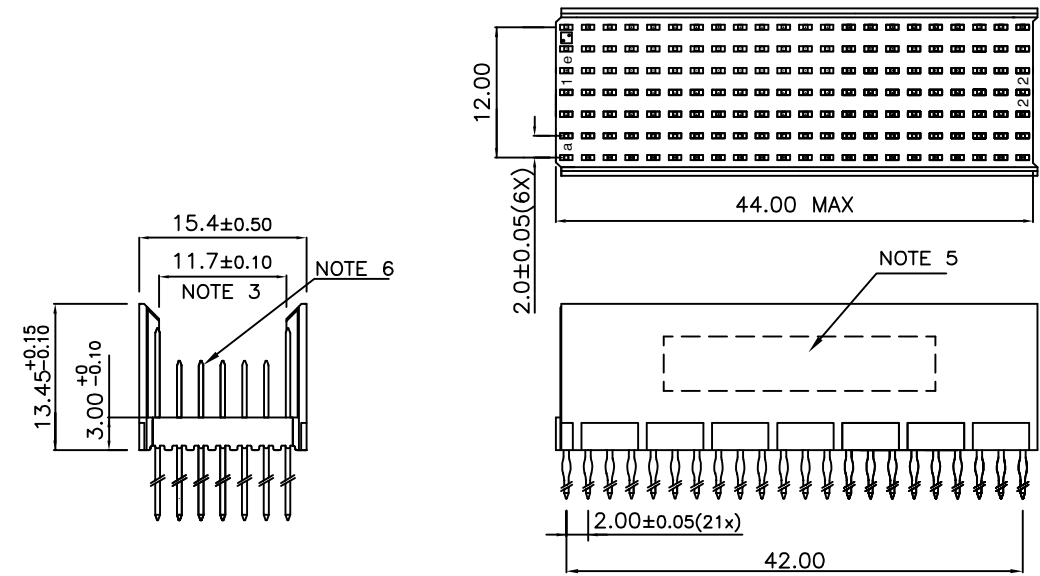


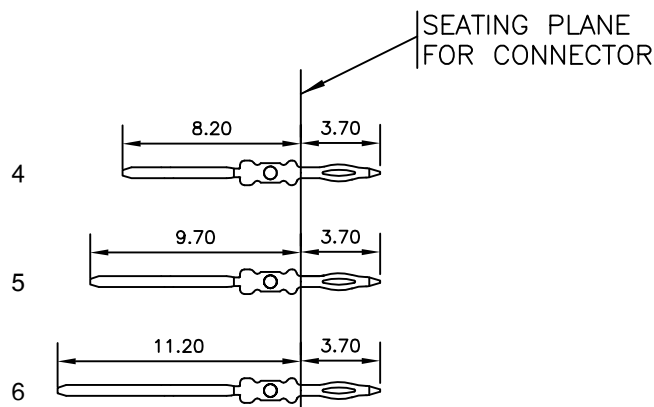
LOADING PATTERN MATING SIDE

f	6	6	6	6	6	6	6	6	6	6	6	6	6	6	6	6	6	6	6
e	5	5	5	5	5	5	5	5	5	5	5	5	5	5	5	5	5	5	5
d	5	5	5	5	5	5	5	5	5	5	5	5	5	5	5	5	5	5	5
c	5	5	5	5	5	5	5	5	5	5	5	5	5	5	5	5	5	5	5
b	5	5	5	5	5	5	5	5	5	5	5	5	5	5	5	5	5	5	5
a	4	5	5	5	5	5	5	5	5	5	5	5	5	5	5	5	5	5	4
z	6	6	6	6	6	6	6	6	6	6	6	6	6	6	6	6	6	6	6
P	0																		
S	1																		

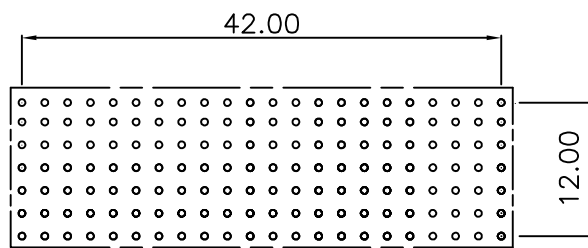
LOADED CONNECTOR ASSEMBLY  
(FOR EXAMPLE)



CONTACT OVERVIEW



LAY-OUT P.C.B.-HOLE



LEAD FREE INDICATOR : LF = LEAD FREE  
(DIGIT 15 & 16)

HM2P70PDJ381

PLATING CODE (DIGIT 13 AND 14)  
(REF DRW NO. BS,C , 201844 , 003)

NOTES

- THIS PRODUCT IS CSA APPROVED.
- THIS PRODUCT IS UL RECOGNIZED.
- MEASURED AT THE BOTTOM.
- MATERIAL CONTACT: PHOSPHORBRONZE  
HOUSING: CREAM WHITE GLASS FILLED POLYESTER UL-94V0
- CONNECTOR PRINTED WITH P/N AND DATE CODE.
- FOR ACTUAL CONTACT LOADINGS, SEE LOADING PATTERN MATING SIDE.
- SHAPE OF CONNECTOR HOUSING CAN ALTER DEPENDING ON PRODUCTION LOCATION
- THE PRODUCT (LF) MEETS EUROPEAN UNION DIRECTIVES AND OTHER COUNTRY REGULATIONS AS DESCRIBED IN GS-22-008
- FOR RECOMMENDED PTH DIMENSIONS REFER DRAWING : BS, A , 201572 , 001

CATALOG NO: HM2P70PDJ381- ---

mat'l. code SEE NOTE 4				surface ISO 1302 ✓		tolerance ISO 406 ISO 1101		projection 		product family MLLIPACS					
litr				ecn no				date				tolerances unless otherwise specified			
A				106-0172				MINI 2006-09-13				angles linear 0°±1°			
												.0±0.2			
												.00±0.1			
												MM			
												scale -			
												dr MINI K VANDANATH 2006-09-13			
												engr BIJU K PAUL 2006-09-13			
												chr BIJU K PAUL 2006-09-13			
												appd BIJU K PAUL 2006-09-13			
												sheet 1 of 1			
												size A3			
												type Product Customer Drawing			

FCI  
FCIconnect.com

Copyright FCI