

DATA SHEET

74ABT244

Octal buffer/line driver (3-State)

Product specification
Supersedes data of 1995 Sep 06
IC23 Data Handbook

1998 Jan 16

Octal buffer/line driver (3-State)

74ABT244

FEATURES

- Octal bus interface
- 3-State buffers
- Output capability: +64mA/−32mA
- Latch-up protection exceeds 500mA per Jedec Std 17
- ESD protection exceeds 2000 V per MIL STD 883 Method 3015 and 200 V per Machine Model
- Power-up 3-State
- Live insertion capacity
- Inputs are disabled during 3-State mode

DESCRIPTION

The 74ABT244 high-performance BiCMOS device combines low static and dynamic power dissipation with high speed and high output drive.

The 74ABT244 device is an octal buffer that is ideal for driving bus lines. The device features two Output Enables ($1\overline{OE}$, $2\overline{OE}$), each controlling four of the 3-State outputs.

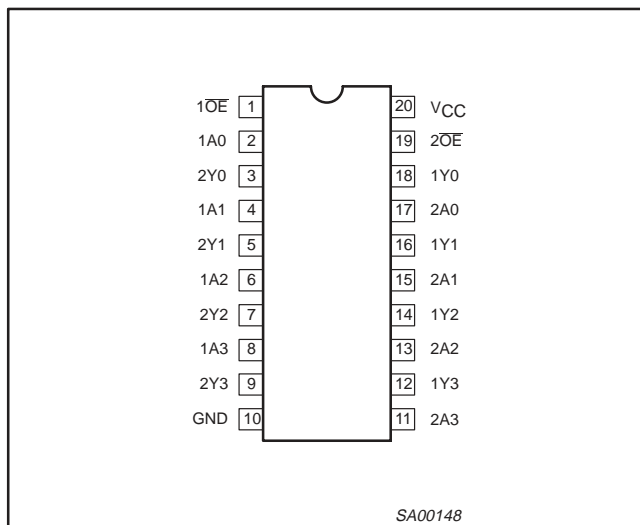
QUICK REFERENCE DATA

SYMBOL	PARAMETER	CONDITIONS $T_{amb} = 25^{\circ}\text{C}$; GND = 0V	TYPICAL	UNIT
t_{PLH} t_{PHL}	Propagation delay An to Yn	$C_L = 50\text{pF}$; $V_{CC} = 5\text{V}$	2.9	ns
C_{IN}	Input capacitance	$V_I = 0\text{V}$ or V_{CC}	4	pF
C_{OUT}	Output capacitance	Outputs disabled; $V_O = 0\text{V}$ or V_{CC}	7	pF
I_{CCZ}	Total supply current	Outputs disabled; $V_{CC} = 5.5\text{V}$	50	μA

ORDERING INFORMATION

PACKAGES	TEMPERATURE RANGE	OUTSIDE NORTH AMERICA	NORTH AMERICA	DWG NUMBER
20-Pin Plastic DIP	−40°C to +85°C	74ABT244 N	74ABT244 N	SOT146-1
20-Pin plastic SO	−40°C to +85°C	74ABT244 D	74ABT244 D	SOT163-1
20-Pin Plastic SSOP Type II	−40°C to +85°C	74ABT244 DB	74ABT244 DB	SOT339-1
20-Pin Plastic TSSOP Type I	−40°C to +85°C	74ABT244 PW	74ABT244PW DH	SOT360-1

PIN CONFIGURATION



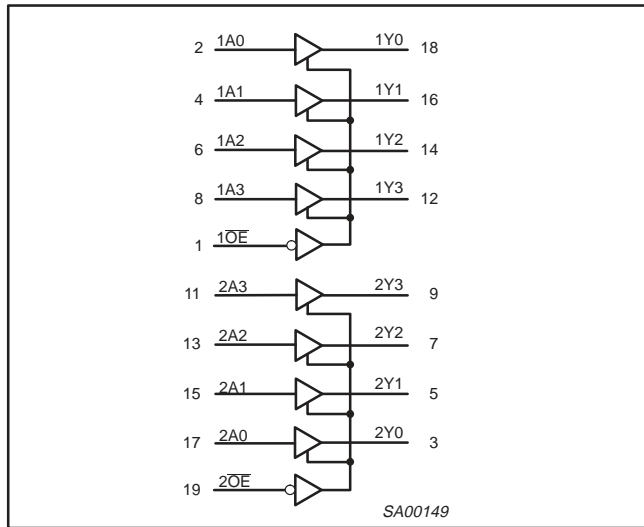
PIN DESCRIPTION

PIN NUMBER	SYMBOL	NAME AND FUNCTION
2, 4, 6, 8	1A0 – 1A3	Data inputs
11, 13, 15, 17	2A0 – 2A3	Data inputs
18, 16, 14, 12	1Y0 – 1Y3	Data outputs
9, 7, 5, 3	2Y0 – 2Y3	Data outputs
1, 19	$1\overline{OE}$, $2\overline{OE}$	Output enables
10	GND	Ground (0V)
20	V_{CC}	Positive supply voltage

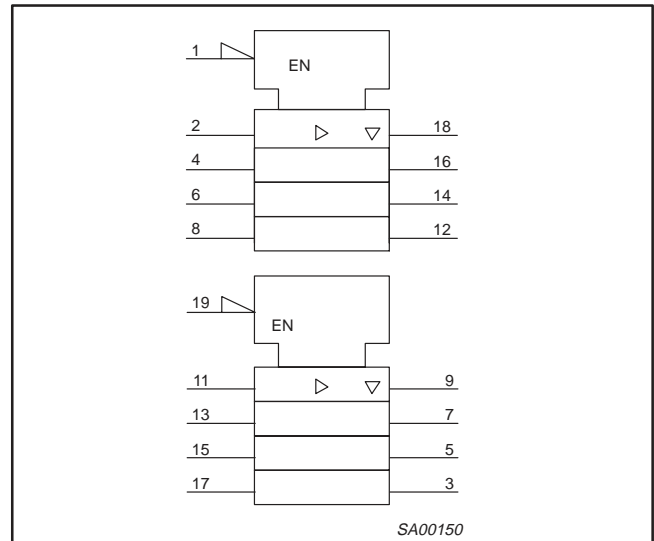
Octal buffer/line driver (3-State)

74ABT244

LOGIC SYMBOL



LOGIC SYMBOL (IEEE/IEC)



FUNCTION TABLE

INPUTS				OUTPUTS	
1OE	1An	2OE	2An	1Yn	2Yn
L	L	L	L	L	L
L	H	L	H	H	H
H	X	H	X	Z	Z

H = High voltage level
 L = Low voltage level
 X = Don't care
 Z = High impedance "off" state

ABSOLUTE MAXIMUM RATINGS^{1, 2}

SYMBOL	PARAMETER	CONDITIONS	RATING	UNIT
V _{CC}	DC supply voltage		-0.5 to +7.0	V
I _{IK}	DC input diode current	V _I < 0	-18	mA
V _I	DC input voltage ³		-1.2 to +7.0	V
I _{OK}	DC output diode current	V _O < 0	-50	mA
V _{OUT}	DC output voltage ³	output in Off or High state	-0.5 to +5.5	V
I _{OUT}	DC output current	output in Low state	128	mA
T _{stg}	Storage temperature range		-65 to 150	°C

NOTES:

- Stresses beyond those listed may cause permanent damage to the device. These are stress ratings only and functional operation of the device at these or any other conditions beyond those indicated under "recommended operating conditions" is not implied. Exposure to absolute-maximum-rated conditions for extended periods may affect device reliability.
- The performance capability of a high-performance integrated circuit in conjunction with its thermal environment can create junction temperatures which are detrimental to reliability. The maximum junction temperature of this integrated circuit should not exceed 150°C.
- The input and output voltage ratings may be exceeded if the input and output current ratings are observed.

Octal buffer/line driver (3-State)

74ABT244

RECOMMENDED OPERATING CONDITIONS

SYMBOL	PARAMETER	LIMITS		UNIT
		Min	Max	
V _{CC}	DC supply voltage	4.5	5.5	V
V _I	Input voltage	0	V _{CC}	V
V _{IH}	High-level input voltage	2.0		V
V _{IL}	Low-level Input voltage		0.8	V
I _{OH}	High-level output current		-32	mA
I _{OL}	Low-level output current		64	mA
Δt/Δv	Input transition rise or fall rate	0	5	ns/V
T _{amb}	Operating free-air temperature range	-40	+85	°C

DC ELECTRICAL CHARACTERISTICS

SYMBOL	PARAMETER	TEST CONDITIONS	LIMITS					UNIT
			T _{amb} = +25°C			T _{amb} = -40°C to +85°C		
			Min	Typ	Max	Min	Max	
V _{IK}	Input clamp voltage	V _{CC} = 4.5V; I _{IK} = -18mA		-0.9	-1.2		-1.2	V
V _{OH}	High-level output voltage	V _{CC} = 4.5V; I _{OH} = -3mA; V _I = V _{IL} or V _{IH}	2.5	2.9		2.5		V
		V _{CC} = 5.0V; I _{OH} = -3mA; V _I = V _{IL} or V _{IH}	3.0	3.4		3.0		V
		V _{CC} = 4.5V; I _{OH} = -32mA; V _I = V _{IL} or V _{IH}	2.0	2.4		2.0		V
V _{OL}	Low-level output voltage	V _{CC} = 4.5V; I _{OL} = 64mA; V _I = V _{IL} or V _{IH}		0.42	0.55		0.55	V
I _I	Input leakage current	V _{CC} = 5.5V; V _I = GND or 5.5V		±0.01	±1.0		±1.0	μA
I _{OFF}	Power-off leakage current	V _{CC} = 0.0V; V _O or V _I ≤ 4.5V		±5.0	±100		±100	μA
I _{PU/PD}	Power-up/down 3-State output current ³	V _{CC} = 2.0V; V _O = 0.5V; V _I = GND or V _{CC} ; V _{OE} = Don't care		±5.0	±50		±50	μA
I _{OZH}	3-State output High current	V _{CC} = 5.5V; V _O = 2.7V; V _I = V _{IL} or V _{IH}		5.0	50		50	μA
I _{OZL}	3-State output Low current	V _{CC} = 5.5V; V _O = 0.5V; V _I = V _{IL} or V _{IH}		-5.0	-50		-50	μA
I _{CEX}	Output High leakage current	V _{CC} = 5.5V; V _O = 5.5V; V _I = GND or V _{CC}		5.0	50		50	μA
I _O	Short-circuit output current ¹	V _{CC} = 5.5V; V _O = 2.5V	-40	-100	-180	-40	-180	mA
I _{CCH}	Quiescent supply current	V _{CC} = 5.5V; Outputs High, V _I = GND or V _{CC}		50	250		250	μA
I _{CCL}		V _{CC} = 5.5V; Outputs Low, V _I = GND or V _{CC}		24	30		30	mA
I _{CCZ}		V _{CC} = 5.5V; Outputs 3-State; V _I = GND or V _{CC}		50	250		250	μA
ΔI _{CC}	Additional supply current per input pin ²	Outputs enabled, one data input at 3.4V, other inputs at V _{CC} or GND; V _{CC} = 5.5V		0.5	1.5		1.5	mA
		Outputs 3-State, one data input at 3.4V, other inputs at V _{CC} or GND; V _{CC} = 5.5V		50	250		250	μA
		Outputs 3-State, one enable input at 3.4V, other inputs at V _{CC} or GND; V _{CC} = 5.5V		0.5	1.5		1.5	mA

NOTES:

- Not more than one output should be tested at a time, and the duration of the test should not exceed one second.
- This is the increase in supply current for each input at 3.4V.
- This parameter is valid for any V_{CC} between 0V and 2.1V with a transition time of up to 10msec. For V_{CC} = 2.1V to V_{CC} = 5V ± 10%, a transition time of up to 100μsec is permitted.

Octal buffer/line driver (3-State)

74ABT244

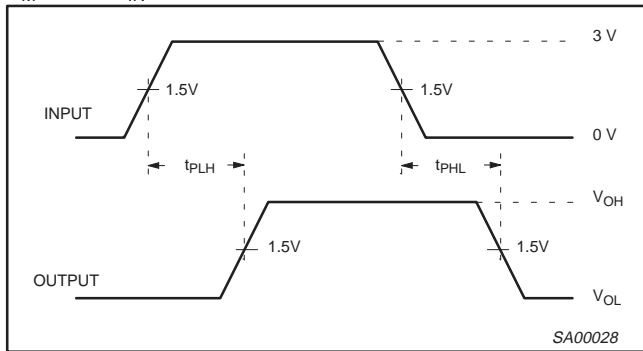
AC CHARACTERISTICS

GND = 0V; $t_R = t_F = 2.5\text{ns}$; $C_L = 50\text{pF}$, $R_L = 500\Omega$

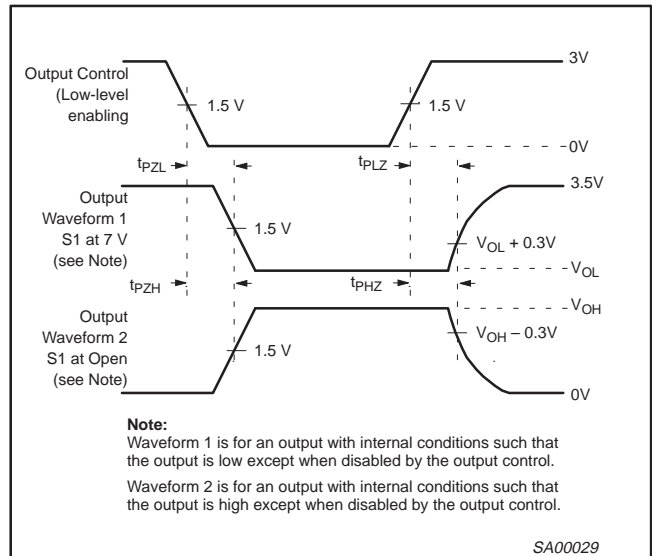
SYMBOL	PARAMETER	WAVEFORM	74ABT244					UNIT
			$T_{\text{amb}} = +25^\circ\text{C}$ $V_{\text{CC}} = +5.0\text{V}$			$T_{\text{amb}} = -40^\circ\text{C to } +85^\circ\text{C}$ $V_{\text{CC}} = +5.0\text{V} \pm 0.5\text{V}$		
			Min	Typ	Max	Min	Max	
t_{PLH} t_{PHL}	Propagation delay An to Yn	1	1.0 1.0	2.6 2.9	4.1 4.2	1.0 1.0	4.6 4.6	ns
t_{PZH} t_{PZL}	Output enable time to High and Low level	2	1.1 2.1	3.1 4.1	4.6 5.6	1.1 2.1	5.1 6.1	ns
t_{PHZ} t_{PLZ}	Output disable time from High and Low level	2	2.1 1.7	4.1 2.7	5.6 5.2	2.1 1.7	6.6 5.7	ns

AC WAVEFORMS

$V_M = 1.5\text{V}$, $V_{\text{IN}} = \text{GND to } 3.0\text{V}$



Waveform 1. Waveforms Showing the Input (An) to Output (Yn) Propagation Delays



Waveform 2. Waveforms Showing the 3-State Output Enable and Disable Times

TEST CIRCUIT AND WAVEFORMS

Load Circuit

TEST	S1
t_{pd}	open
$t_{\text{PLZ}}/t_{\text{PZL}}$	7 V
$t_{\text{PHZ}}/t_{\text{PZH}}$	open

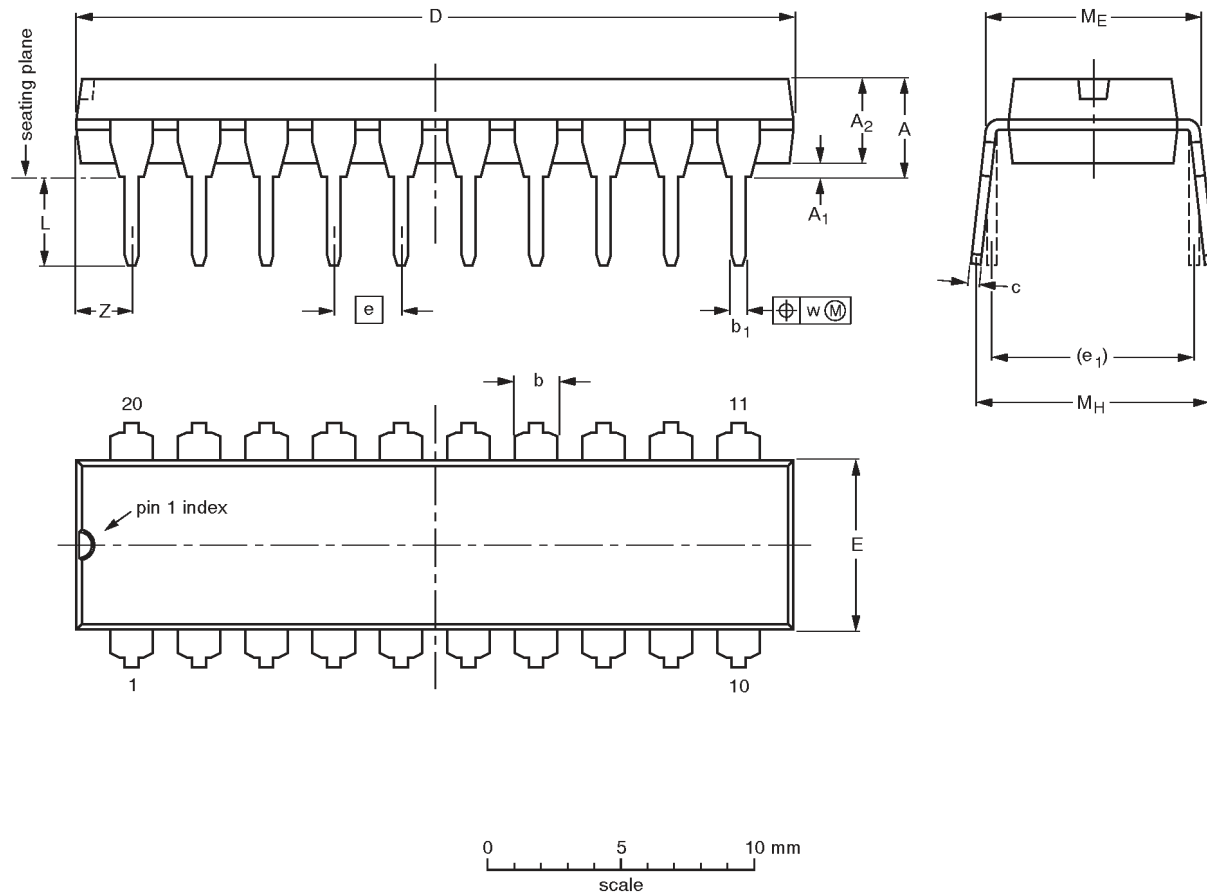
DEFINITIONS
 C_L = Load capacitance includes jig and probe capacitance; see AC CHARACTERISTICS for value.

Octal buffer/line driver (3-State)

74ABT244

DIP20: plastic dual in-line package; 20 leads (300 mil)

SOT146-1



DIMENSIONS (inch dimensions are derived from the original mm dimensions)

UNIT	A max.	A ₁ min.	A ₂ max.	b	b ₁	c	D ⁽¹⁾	E ⁽¹⁾	e	e ₁	L	M _E	M _H	w	Z ⁽¹⁾ max.
mm	4.2	0.51	3.2	1.73 1.30	0.53 0.38	0.36 0.23	26.92 26.54	6.40 6.22	2.54	7.62	3.60 3.05	8.25 7.80	10.0 8.3	0.254	2.0
inches	0.17	0.020	0.13	0.068 0.051	0.021 0.015	0.014 0.009	1.060 1.045	0.25 0.24	0.10	0.30	0.14 0.12	0.32 0.31	0.39 0.33	0.01	0.078

Note

1. Plastic or metal protrusions of 0.25 mm maximum per side are not included.

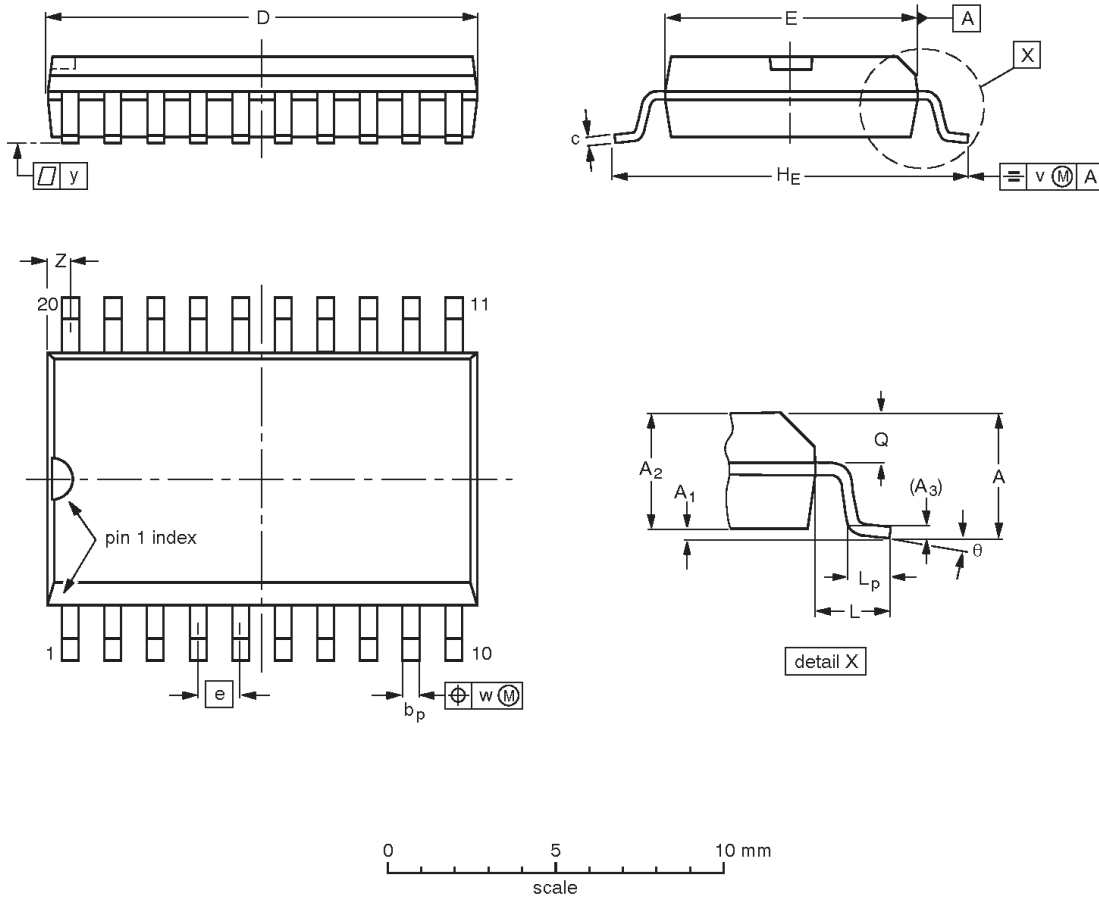
OUTLINE VERSION	REFERENCES				EUROPEAN PROJECTION	ISSUE DATE
	IEC	JEDEC	EIAJ			
SOT146-1			SC603			92-11-17 95-05-24

Octal buffer/line driver (3-State)

74ABT244

SO20: plastic small outline package; 20 leads; body width 7.5 mm

SOT163-1



DIMENSIONS (inch dimensions are derived from the original mm dimensions)

UNIT	A max.	A ₁	A ₂	A ₃	b _p	c	D ⁽¹⁾	E ⁽¹⁾	e	H _E	L	L _p	Q	v	w	y	Z ⁽¹⁾	θ
mm	2.65	0.30 0.10	2.45 2.25	0.25	0.49 0.36	0.32 0.23	13.0 12.6	7.6 7.4	1.27	10.65 10.00	1.4	1.1 0.4	1.1 1.0	0.25	0.25	0.1	0.9 0.4	8° 0°
inches	0.10	0.012 0.004	0.096 0.089	0.01	0.019 0.014	0.013 0.009	0.51 0.49	0.30 0.29	0.050	0.42 0.39	0.055	0.043 0.016	0.043 0.039	0.01	0.01	0.004	0.035 0.016	

Note

1. Plastic or metal protrusions of 0.15 mm maximum per side are not included.

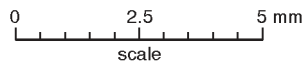
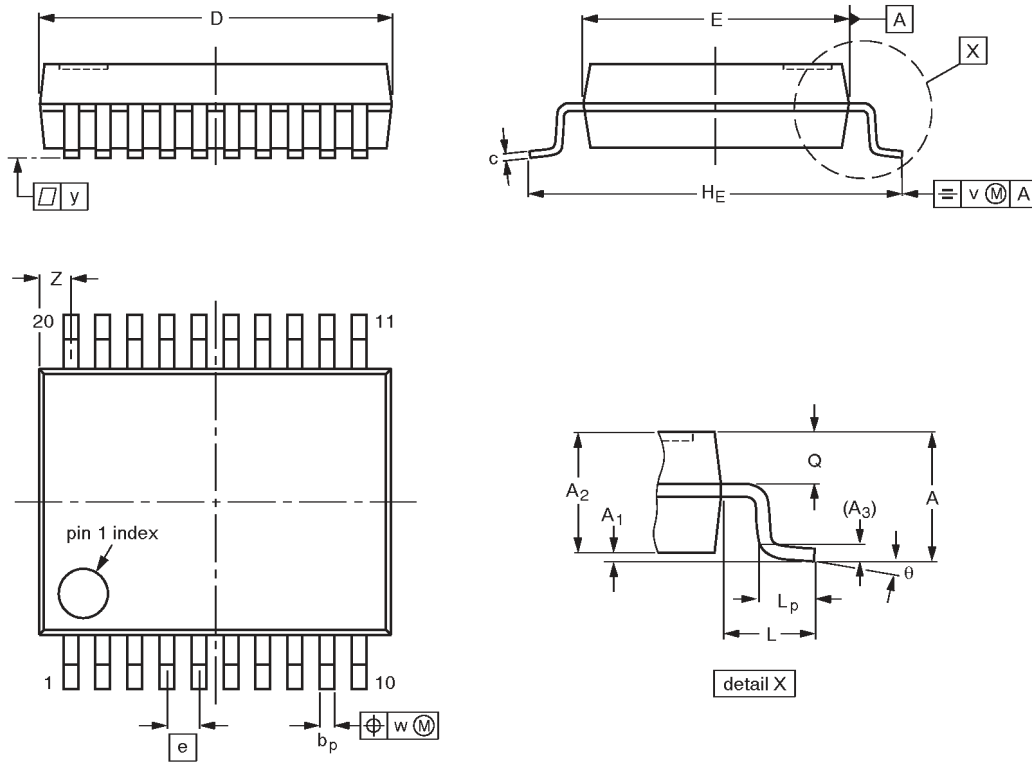
OUTLINE VERSION	REFERENCES				EUROPEAN PROJECTION	ISSUE DATE
	IEC	JEDEC	EIAJ			
SOT163-1	075E04	MS-013AC				92-11-17 95-01-24

Octal buffer/line driver (3-State)

74ABT244

SSOP20: plastic shrink small outline package; 20 leads; body width 5.3 mm

SOT339-1



DIMENSIONS (mm are the original dimensions)

UNIT	A max.	A ₁	A ₂	A ₃	b _p	c	D ⁽¹⁾	E ⁽¹⁾	e	H _E	L	L _p	Q	v	w	y	Z ⁽¹⁾	θ
mm	2.0	0.21 0.05	1.80 1.65	0.25	0.38 0.25	0.20 0.09	7.4 7.0	5.4 5.2	0.65	7.9 7.6	1.25	1.03 0.63	0.9 0.7	0.2	0.13	0.1	0.9 0.5	8° 0°

Note

1. Plastic or metal protrusions of 0.20 mm maximum per side are not included.

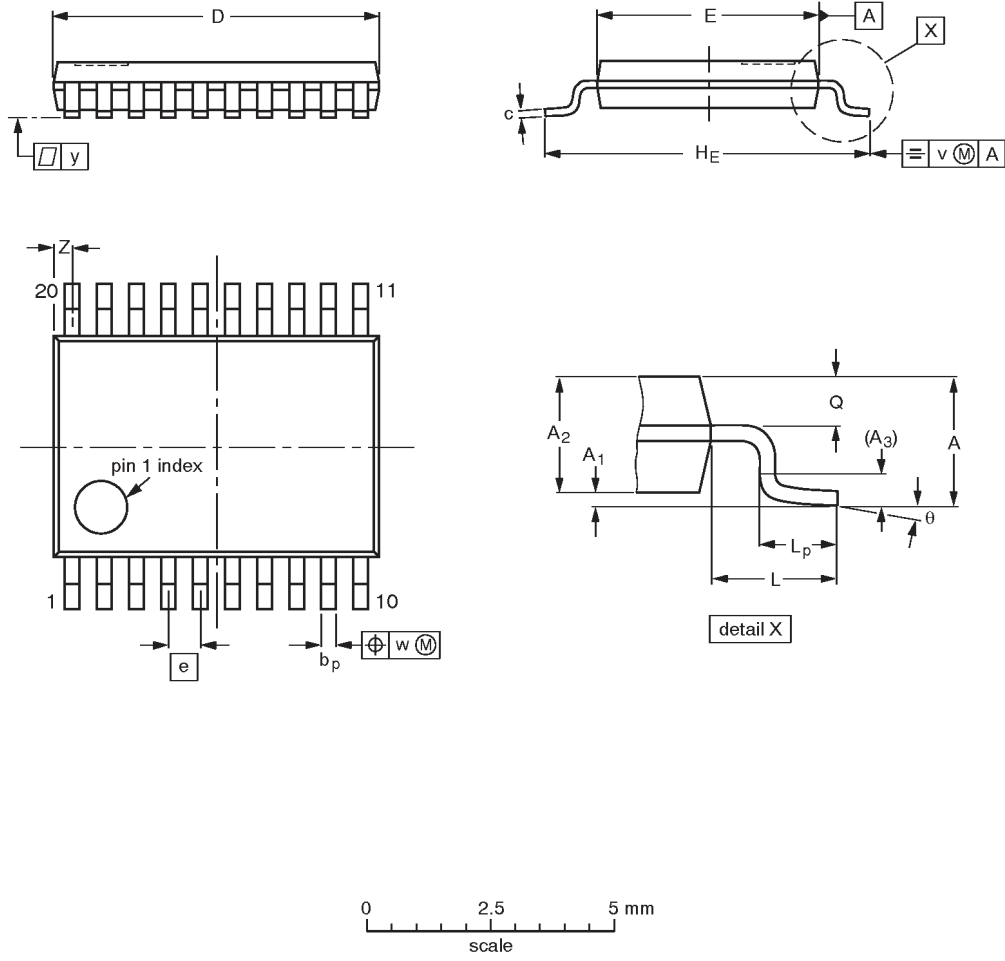
OUTLINE VERSION	REFERENCES				EUROPEAN PROJECTION	ISSUE DATE
	IEC	JEDEC	EIAJ			
SOT339-1		MO-150AE				93-09-08 95-02-04

Octal buffer/line driver (3-State)

74ABT244

TSSOP20: plastic thin shrink small outline package; 20 leads; body width 4.4 mm

SOT360-1



DIMENSIONS (mm are the original dimensions)

UNIT	A max.	A ₁	A ₂	A ₃	b _p	c	D ⁽¹⁾	E ⁽²⁾	e	H _E	L	L _p	Q	v	w	y	Z ⁽¹⁾	θ
mm	1.10	0.15 0.05	0.95 0.80	0.25	0.30 0.19	0.2 0.1	6.6 6.4	4.5 4.3	0.65	6.6 6.2	1.0	0.75 0.50	0.4 0.3	0.2	0.13	0.1	0.5 0.2	8° 0°

Notes

1. Plastic or metal protrusions of 0.15 mm maximum per side are not included.
2. Plastic interlead protrusions of 0.25 mm maximum per side are not included.

OUTLINE VERSION	REFERENCES				EUROPEAN PROJECTION	ISSUE DATE
	IEC	JEDEC	EIAJ			
SOT360-1		MO-153AC				-93-06-16 95-02-04

Octal buffer/line driver (3-State)

74ABT244

Data sheet status

Data sheet status	Product status	Definition [1]
Objective specification	Development	This data sheet contains the design target or goal specifications for product development. Specification may change in any manner without notice.
Preliminary specification	Qualification	This data sheet contains preliminary data, and supplementary data will be published at a later date. Philips Semiconductors reserves the right to make changes at any time without notice in order to improve design and supply the best possible product.
Product specification	Production	This data sheet contains final specifications. Philips Semiconductors reserves the right to make changes at any time without notice in order to improve design and supply the best possible product.

[1] Please consult the most recently issued datasheet before initiating or completing a design.

Definitions

Short-form specification — The data in a short-form specification is extracted from a full data sheet with the same type number and title. For detailed information see the relevant data sheet or data handbook.

Limiting values definition — Limiting values given are in accordance with the Absolute Maximum Rating System (IEC 134). Stress above one or more of the limiting values may cause permanent damage to the device. These are stress ratings only and operation of the device at these or at any other conditions above those given in the Characteristics sections of the specification is not implied. Exposure to limiting values for extended periods may affect device reliability.

Application information — Applications that are described herein for any of these products are for illustrative purposes only. Philips Semiconductors make no representation or warranty that such applications will be suitable for the specified use without further testing or modification.

Disclaimers

Life support — These products are not designed for use in life support appliances, devices or systems where malfunction of these products can reasonably be expected to result in personal injury. Philips Semiconductors customers using or selling these products for use in such applications do so at their own risk and agree to fully indemnify Philips Semiconductors for any damages resulting from such application.

Right to make changes — Philips Semiconductors reserves the right to make changes, without notice, in the products, including circuits, standard cells, and/or software, described or contained herein in order to improve design and/or performance. Philips Semiconductors assumes no responsibility or liability for the use of any of these products, conveys no license or title under any patent, copyright, or mask work right to these products, and makes no representations or warranties that these products are free from patent, copyright, or mask work right infringement, unless otherwise specified.

Philips Semiconductors
811 East Arques Avenue
P.O. Box 3409
Sunnyvale, California 94088-3409
Telephone 800-234-7381

© Copyright Philips Electronics North America Corporation 1998
All rights reserved. Printed in U.S.A.

print code

Date of release: 05-96

Document order number:

9397-750-03465

Let's make things better.



Home About NXP News Careers Investors Order/buy Tech support Contact my.NXP

Select site:

Search

[Advanced search / Selection guides](#)

Products Logic Buffers/drivers **74ABT244D**

Applications Looking for

74ABT244

[Preview](#)

[Product information](#)

[Selection guide](#)

Datasheet

(Product Specification)
v.2.0, 1998-01-16
Pages, 111kB

[Download datasheet](#)
[Download all documentation](#)

Octal buffer/line driver (3-State)

- [General description](#)
- [Features and benefits](#)
- [Applications](#)
- [Quick reference](#)
- [Parametrics/similar products](#)
- [Block diagrams/pinning](#)
- [Pricing/ordering/availability](#)
- [Samples](#)
- [Products/packages](#)
- [Quality/reliability/chemical content](#)
- [Design support](#)
- [Print/email](#)
- [Disclaimers](#)

All information hereunder is subject to the subsequent disclaimers

General description

[Hide](#)

The 74ABT244 high-performance BiCMOS device combines low static and dynamic power dissipation with high speed and high output drive. The 74ABT244 device is an octal buffer that is ideal for driving bus lines. The device features two Output Enables (1OE, 2OE), each controlling four of the 3-State outputs.

[Back to top](#)

Features and benefits

[Hide](#)

- Octal bus interface
- 3-State buffers
- Output capability: +64mA/-32mA
- Latch-up protection exceeds 500mA per Jedec Std 17
- ESD protection exceeds 2000 V per MIL STD 883 Method 3015 and 200 V per Machine Model
- Power-up 3-State
- Live insertion capacity
- Inputs are disabled during 3-State mode

[Back to top](#)

Parametrics/similar products

[Hide](#)

Type number	Package	Package name	Nr of pins	Family	Logic switching levels	Output drive capability(mA)	t _{pd} (ns)	Description
74ABT244D	SOT163-1 (SO20)	SO20	20	ABT	TTL	-32/+64 mA	2.9	Octal Buffer/Line Driver; Non-Inverting (3-State)
74ABT244DB	SOT339-1 (SSOP20)	SSOP20	20	ABT	TTL	-32/+64 mA	2.9	Octal Buffer/Line Driver; Non-Inverting (3-State)
74ABT244N	SOT146-1 (DIP20)	DIP20	20	ABT	TTL	-32/+64 mA	2.9	Octal Buffer/Line Driver; Non-Inverting (3-State)
74ABT244PW	SOT360-1 (TSSOP20)	TSSOP20	20	ABT	TTL	-32/+64 mA	2.9	Octal Buffer/Line Driver; Non-Inverting (3-State)

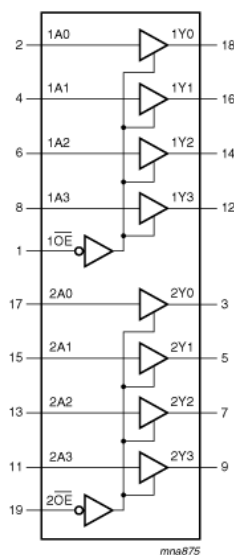
Similar products

74ABT244 links to the similar products page containing an overview of products that are similar in function or related to the type number(s) as listed on this page. The similar products page includes products from the same catalog tree(s), relevant selection guides and products from the same functional category.

[Back to top](#)

Block diagrams

[Hide](#)



[Back to top](#)

Pricing/ordering/availability

Hide

Type number	Ordering code (12NC)	Orderable part number	Region	Distributor	In stock	Order quantity	Inventory date	Buy online	Samples
74ABT244D	9350 275 10602	74ABT244D,602	EU	FUTURE ELECTRONICS UK	2,888		6/30/2011	Buy online	not available
			NA	DIGI-KEY CORPORATION	2,701		6/30/2011	Buy online	
			NA	AVNET ELECTRONICS MARKETING	1,605		6/30/2011	Buy online	
			NA	AVNET ELECTRONICS MARKETING	1,605		6/30/2011	Buy online	
			EU	ARROW EUROPE	1,558		6/30/2011	Buy online	
			AS	element14 APAC	1,134		6/30/2011	Buy online	
			NA	NEWARK	1,076		6/30/2011	Buy online	
			EU	FARNELL	1,076		6/30/2011	Buy online	
			NA	FUTURE ELECTRONICS	302		6/30/2011	Buy online	
			JAPAN	CHIP ONE STOP	no		6/27/2011	Buy online	
74ABT244D	9350 275 10623	74ABT244D,623	NA	DIGI-KEY CORPORATION	11,931		6/30/2011	Buy online	Order samples
			NA	DIGI-KEY CORPORATION	10,000		6/30/2011	Buy online	
			AS	FUTURE ELECTRONICS- ASIA	4,030		6/30/2011	Buy online	
			NA	FUTURE ELECTRONICS	2,000		6/30/2011	Buy online	
			AS	ARROW ASIA PAC LTD	2,000		6/30/2011	Buy online	
			EU	ARROW EUROPE	2,000		6/30/2011	Buy online	
			NA	AVNET ELECTRONICS MARKETING	1,605		6/30/2011	Buy online	
			NA	MOUSER ELECTRONICS	1,605		6/30/2011	Buy online	
			NA	MOUSER ELECTRONICS	1,605		6/30/2011	Buy online	
			AS	element14 APAC	1,134		6/30/2011	Buy online	
			NA	NEWARK	1,076		6/30/2011	Buy online	
			EU	FARNELL	1,076		6/30/2011	Buy online	
			JAPAN	CHIP ONE STOP	yes		6/27/2011	Buy online	
74ABT244DB	9350 649 00112	74ABT244DB,112	NA	AVNET ELECTRONICS MARKETING	2,866		6/30/2011	Buy online	not available
			NA	AVNET ELECTRONICS MARKETING	2,866		6/30/2011	Buy online	
			JAPAN	CHIP ONE STOP	no		6/27/2011	Buy online	
74ABT244DB	9350 649 00118	74ABT244DB,118	NA	FUTURE ELECTRONICS	12,000		6/30/2011	Buy online	not available
			AS	FUTURE ELECTRONICS- ASIA	4,000		6/30/2011	Buy online	
			ASIA	WPI	4,000	1000	06/30/2011	Buy online	
			NA	DIGI-KEY CORPORATION	3,618		6/30/2011	Buy online	
			NA	DIGI-KEY CORPORATION	3,000		6/30/2011	Buy online	
			EU	ARROW EUROPE	3,000		6/30/2011	Buy online	
			NA	AVNET ELECTRONICS MARKETING	2,866		6/30/2011	Buy online	
			NA	MOUSER ELECTRONICS	1,675		6/30/2011	Buy online	
			NA	MOUSER ELECTRONICS	1,675		6/30/2011	Buy online	
			NA	ARROW ELECTRONICS	1,000		6/30/2011	Buy online	
			JAPAN	CHIP ONE STOP	no		6/27/2011	Buy online	
74ABT244N	9350 275 20602	74ABT244N,602	AS	ARROW ASIA PAC LTD	1,440		6/30/2011	Buy online	Order samples
			EU	ARROW EUROPE	1,350		6/30/2011	Buy online	
			EU	FARNELL	379		6/30/2011	Buy online	
			NA	NEWARK	319		6/30/2011	Buy online	
			AS	element14 APAC	319		6/30/2011	Buy online	
			ASIA	WPI	270	720	06/30/2011	Buy online	
			JAPAN	CHIP ONE STOP	yes		6/27/2011	Buy online	
74ABT244PW	9351 764 20112	74ABT244PW,112	NA	AVNET ELECTRONICS MARKETING	3,400		6/30/2011	Buy online	not available
			NA	AVNET ELECTRONICS MARKETING	3,400		6/30/2011	Buy online	
			NA	ARROW ELECTRONICS	2,244		6/30/2011	Buy online	
			EU	ARROW EUROPE	1,800		6/30/2011	Buy online	
			JAPAN	CHIP ONE STOP	no		6/27/2011	Buy online	
74ABT244PW	9351 764 20118	74ABT244PW,118	NA	FUTURE ELECTRONICS	11,890		6/30/2011	Buy online	Order samples
			NA	DIGI-KEY CORPORATION	8,371		6/30/2011	Buy online	
			NA	DIGI-KEY CORPORATION	7,500		6/30/2011	Buy online	
			NA	AVNET ELECTRONICS MARKETING	3,400		6/30/2011	Buy online	
			NA	MOUSER ELECTRONICS	1,560		6/30/2011	Buy online	
			NA	MOUSER ELECTRONICS	1,560		6/30/2011	Buy online	
			NA	AVNET ELECTRONICS MARKETING	530		6/30/2011	Buy online	
			AS	FUTURE ELECTRONICS- ASIA	30		6/30/2011	Buy online	
JAPAN	CHIP ONE STOP	yes		6/27/2011	Buy online				

Back to top

Products/packages

Hide

Type number	Orderable part number	Ordering code (12NC)	Product status	Package	Packing	Marking	ECCN
74ABT244D	74ABT244D,602	9350 275 10602	Volume production	SOT163-1 (SO20)	Tube (Signetics)	Standard Marking	

74ABT244D	74ABT244D,623	9350 275 10623	Volume production	SOT163-1 (SO20)	Reel Pack, SMD, 13" (Signetics)	Standard Marking	
74ABT244DB	74ABT244DB,112	9350 649 00112	Volume production	SOT339-1 (SSOP20)	Tube	Standard Marking	
74ABT244DB	74ABT244DB,118	9350 649 00118	Volume production	SOT339-1 (SSOP20)	Reel Pack, SMD, 13"	Standard Marking	
74ABT244N	74ABT244N,602	9350 275 20602	Volume production	SOT146-1 (DIP20)	Tube (Signetics)	Standard Marking	
74ABT244PW	74ABT244PW,112	9351 764 20112	Volume production	SOT360-1 (TSSOP20)	Tube	Standard Marking	
74ABT244PW	74ABT244PW,118	9351 764 20118	Volume production	SOT360-1 (TSSOP20)	Reel Pack, SMD, 13"	Standard Marking	

[Back to top](#)**Quality/reliability/chemical content**[Hide](#)

Type number	Orderable part number	Chemical content	RoHS	Leadfree conversion date	RHF	IFR (FIT)	MTBF (hours)	MSL	MSL LF
74ABT244D	74ABT244D,602	74ABT244D		week 4, 2004		1,33	7,52E+08	1	1
74ABT244D	74ABT244D,623	74ABT244D		week 4, 2004		1,33	7,52E+08	1	1
74ABT244DB	74ABT244DB,112	74ABT244DB		week 13, 2005		1,33	7,52E+08	1	1
74ABT244DB	74ABT244DB,118	74ABT244DB		week 13, 2005		1,33	7,52E+08	1	1
74ABT244N	74ABT244N,602	74ABT244N		Always Pb-free		1,33	7,52E+08	NA	NA
74ABT244PW	74ABT244PW,112	74ABT244PW		week 7, 2005		1,33	7,52E+08	1	1
74ABT244PW	74ABT244PW,118	74ABT244PW		week 7, 2005		1,33	7,52E+08	1	1

Quality and reliability disclaimer

[Back to top](#)**Design support**[Hide](#)**Application note**

Test Fixtures for High Speed Logic (v.2.0, 1998-04-02)
 Power considerations when using CMOS and BiCMOS logic devices (v.2.0, 2002-02-05)

Other type

Functional selection guide ABT family (v.2.0, 2004-08-13)

[Back to top](#)**Print/email**[Hide](#)

Email this product information
 Print this product information

[Back to top](#)**Disclaimers**[Hide](#)

General product disclaimer
 Quality and reliability disclaimer

NXP | [Privacy policy](#) | [Terms of use](#) | [Sitemap](#) | [Mobile app](#) | [Switch to classic mode](#)

©2006-2011 NXP Semiconductors. All rights reserved. 沪ICP备1020807