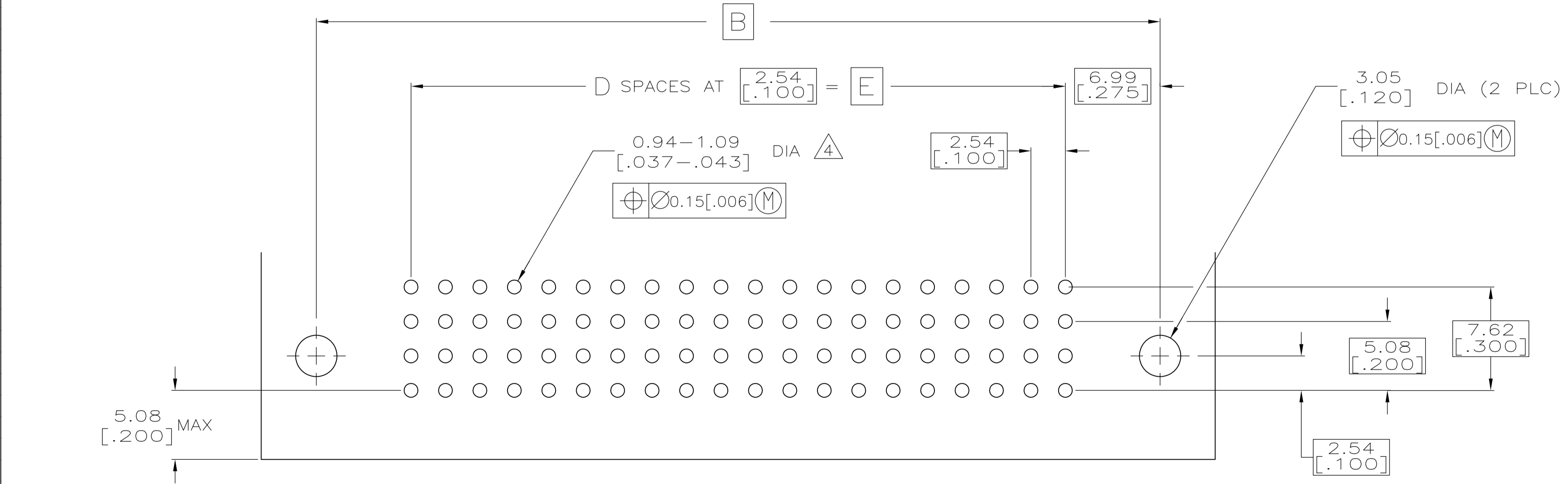
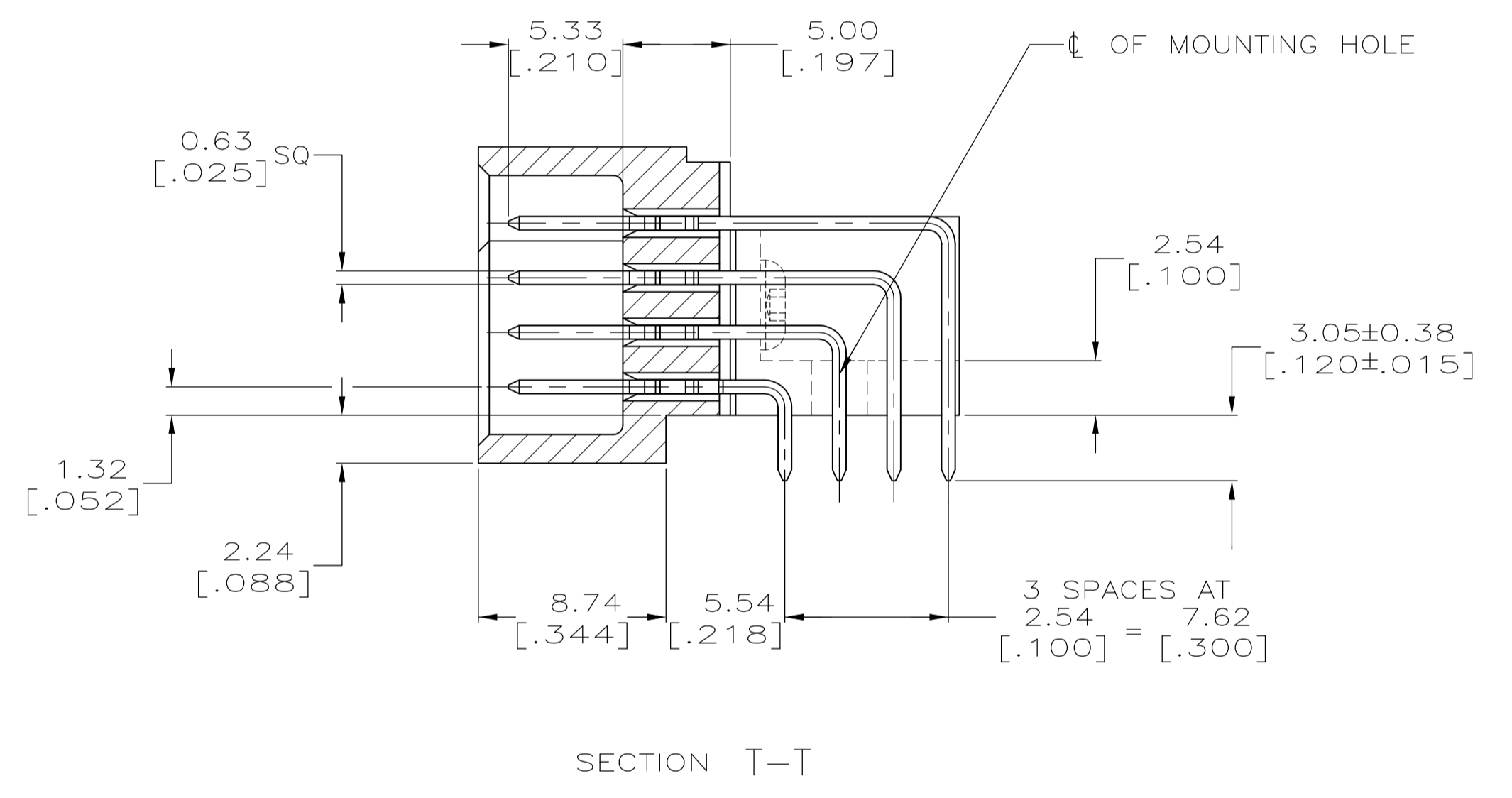
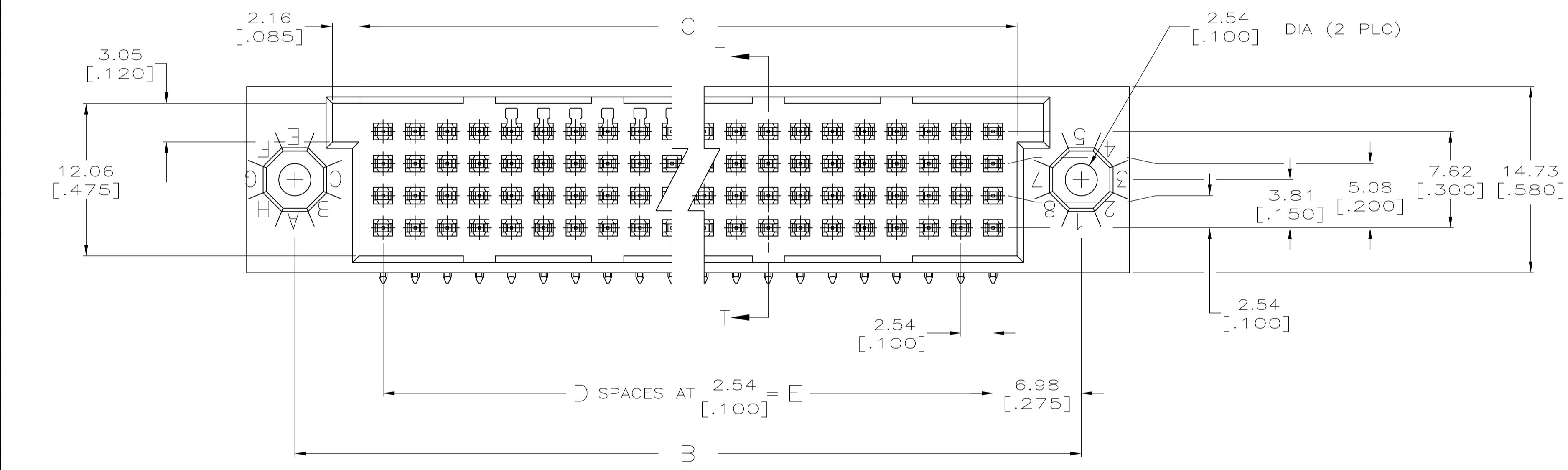
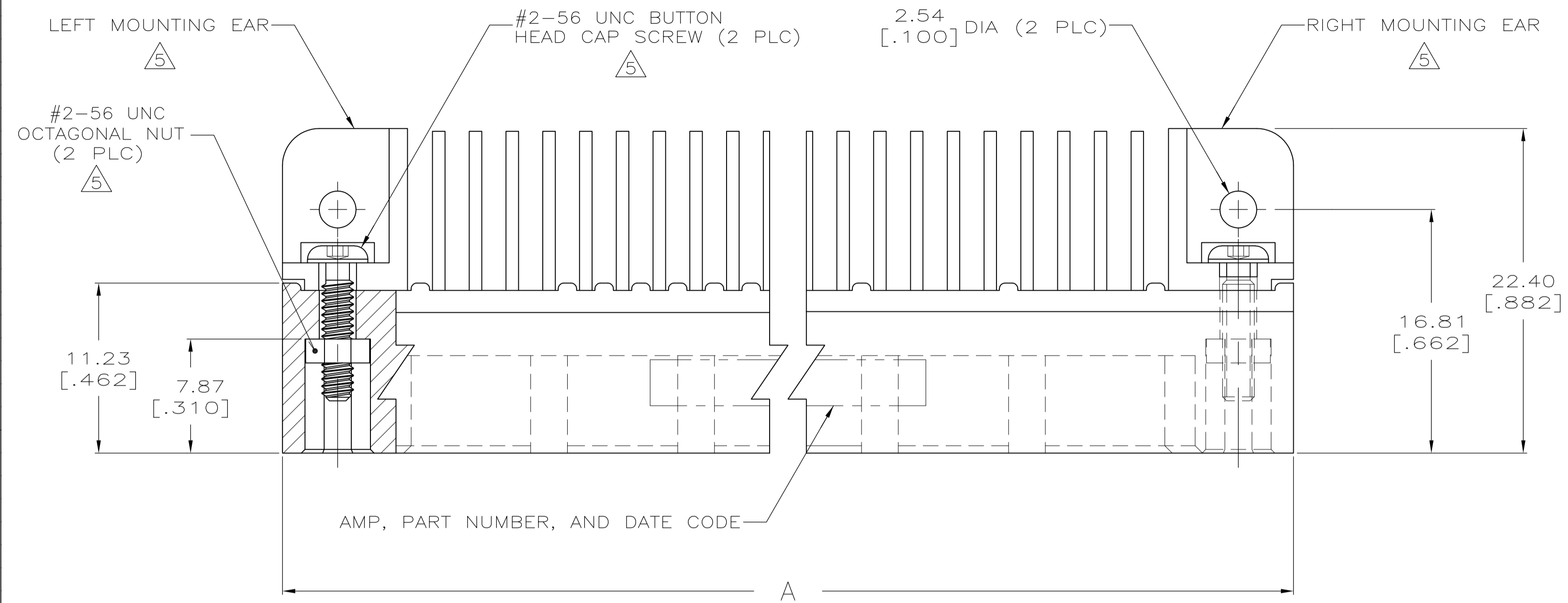


REVISIONS					
P	LTR	DESCRIPTION	DATE	DMN	APVD
A		REVISED PER ECO-15-015252	16NOV15	BJ	FY



RECOMMENDED P.C. BOARD LAYOUT

THIS DRAWING IS A CONTROLLED DOCUMENT.		DIN J. POLIGNONE 03MAR05	TE Connectivity
DIMENSIONS: mm [INCHES]		CHK A. SHARPE 01/22/92	
TOLERANCES UNLESS OTHERWISE SPECIFIED:		APVD A. SHARPE 03MAR05	NAME ASSEMBLY, PIN, RIGHT ANGLE, HDI, LEAD-FREE, 4 ROW, WITHOUT GUIDES, 3.05[.120] SOLDER POSTS
0 PLC ± - 1 PLC ± - 2 PLC ± - 3 PLC ± 0.13 [.005] 4 PLC ± - ANGLES ± -		APPLICATION SPEC	SIZE A1
MATERIAL		WEIGHT	CAGE CODE DRAWING NO. 5533286
FINISH		CUSTOMER DRAWING	SCALE 4:1 SHEET 1 OF 2 REV A

REVISIONS				
P	LTR	DESCRIPTION	DATE	APPV
-		SEE SHEET 1	-	-

- ① HOUSING MATERIAL: THERMOPLASTIC.
- ② CONTACT MATERIAL: COPPER ALLOY.
- ③ FINISH:
MATING AREA; MEETS THE PERFORMANCE REQUIREMENTS OF PRODUCT SPECIFICATION 108-9063; BASED ON TELCORDIA DR-1217-CORE APPLICATIONS IN UNCONTROLLED ENVIRONMENTS.
TIN PLATED SOLDER TAILS.
- ④ RIGHT ANGLE PIN RECOMMENDED P.C. BOARD HOLE SIZES ARE 0.94-1.09 [.037-.043]; RECOMMENDED PAD DIA IS 1.52 [.060].
- ⑤ MOUNTING EARS AND HARDWARE PURCHASED SEPARATELY, KIT PART NUMBER 533050-1.
- ⑥ HOUSINGS WITH CENTER MOUNTING ARE RECOMMENDED FOR ASSEMBLIES WITH 75 CONTACTS PER ROW OR MORE.
- ⑦ OBSOLETE PARTS: OBSOLETE CIS STREAMLINING PER D.RENAUD/D.SINISI

E	D	C	B	A	POSN	PART NUMBER
⑥⑦ OBSOLETE	187.96 [7.400]	74	191.77 [7.550]	201.93 [7.950]	209.55 [8.250]	300 —1-5533286-2—
	149.86 [5.900]	59	153.67 [6.050]	163.83 [6.450]	171.45 [6.750]	5533286-9
	111.76 [4.400]	44	115.57 [4.550]	125.73 [4.950]	133.35 [5.250]	5533286-6
	99.06 [3.900]	39	102.87 [4.050]	113.03 [4.450]	120.65 [4.750]	5533286-5
	78.74 [3.100]	31	82.55 [3.250]	92.71 [3.650]	100.33 [3.950]	5533286-3
	73.66 [2.900]	29	77.47 [3.050]	87.63 [3.450]	95.25 [3.750]	5533286-2
	60.96 [2.400]	24	64.77 [2.550]	74.93 [2.950]	82.55 [3.250]	5533286-1

THIS DRAWING IS A CONTROLLED DOCUMENT.		DIN J. POLIGNONE 03MAR05	STE TE Connectivity	
DIMENSIONS: mm [INCHES]		CIK A. SHARPE 03MAR05		
TOLERANCES UNLESS OTHERWISE SPECIFIED:		APVD A. SHARPE 03MAR05	NAME ASSEMBLY, PIN, RIGHT ANGLE, HDI, LEAD-FREE, 4 ROW, WITHOUT GUIDES, 3.05[.120] SOLDER POSTS	
0 PLC ± -		PRODUCT SPEC	APPLICATION SPEC	
1 PLC ± -		SIZE CASE CODE DRAWING NO		
2 PLC ± -		A1 00779 5533286		
3 PLC ± 0.13 [.005]		RESTRICTED TO		
4 PLC ± -		CUSTOMER DRAWING		
ANGLES ± -		SCALE 4:1 SHEET 2 OF 2 REV A		