74680

CUSTOMER: INNOVANCE

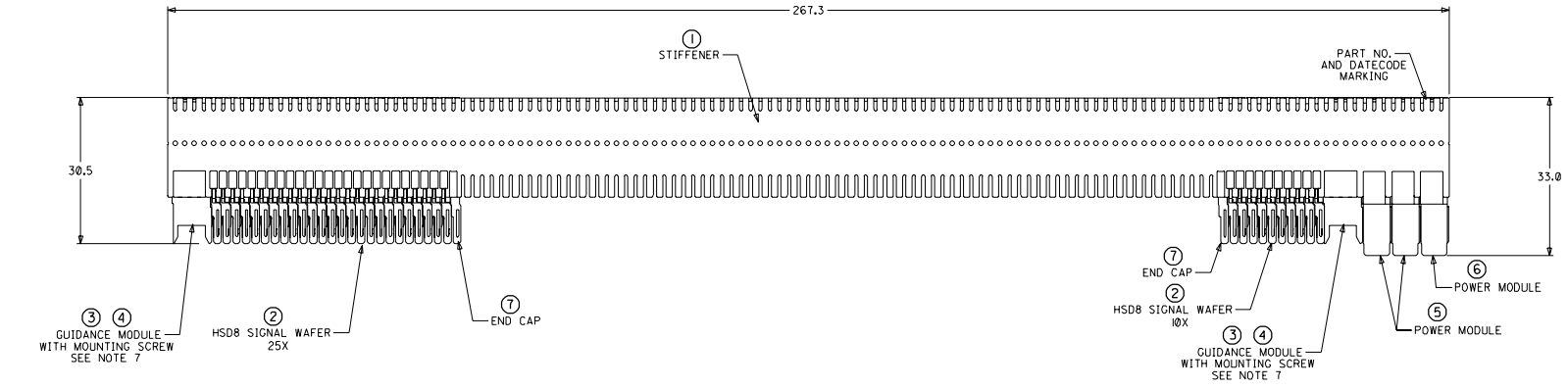

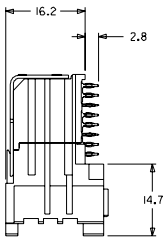

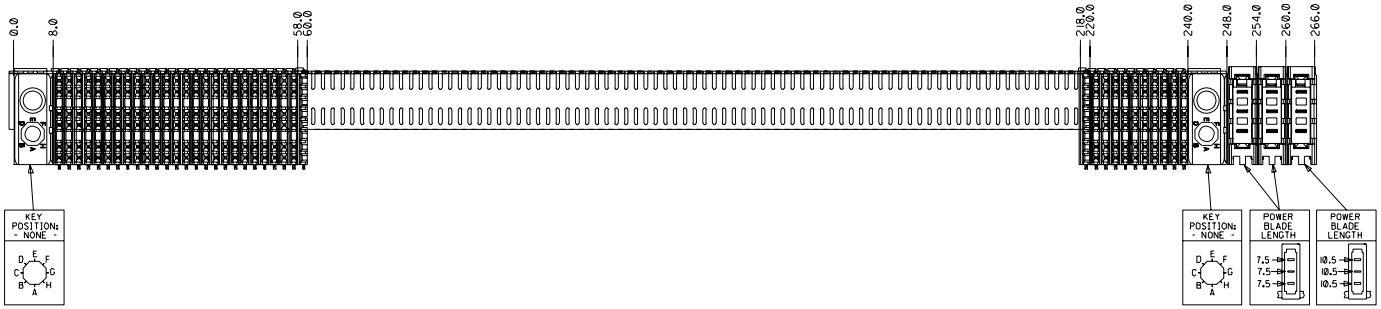

NOTES: (UNLESS OTHERWISE SPECIFIED)

1. MATERIALS: HOUSING - LIQUID CRYSTAL POLYMER (LCP), GLASS-FILLED, UL94V-0, BLACK. TERMINALS - HIGH PERFORMANCE COPPER ALLOY. STIFFENER - STAINLESS STEEL.
2. FINISH: SELECTIVE GOLD (Au) IN CONTACT AREA, 0.00076mm MINIMUM THICKNESS; SELECTIVE TIN/LEAD (Sn/Pb) ON PCB TAILS, NICKEL (Ni) OVERALL.
3. REFER TO MOLEX PRODUCT SPECIFICATION PS-74031-999 FOR PERFORMANCE SPECIFICATIONS.
4. REFER TO MOLEX DOCUMENT SD-74681-002 FOR ADDITIONAL DETAIL ON THE HSD8 SIGNAL WAFER.
5. REFER TO MOLEX DOCUMENT SD-74037-006 FOR ADDITIONAL DETAIL ON THE GUIDANCE MODULE.
6. REFER TO MOLEX DOCUMENT SD-74026-002 FOR ADDITIONAL DETAIL ON THE POWER MODULE.
7. MOUNTING SCREWS WILL BE BAGGED WITH EACH CONNECTOR.
8. PARTS ARE PACKAGED IN TUBES PER PK-70873-5041.

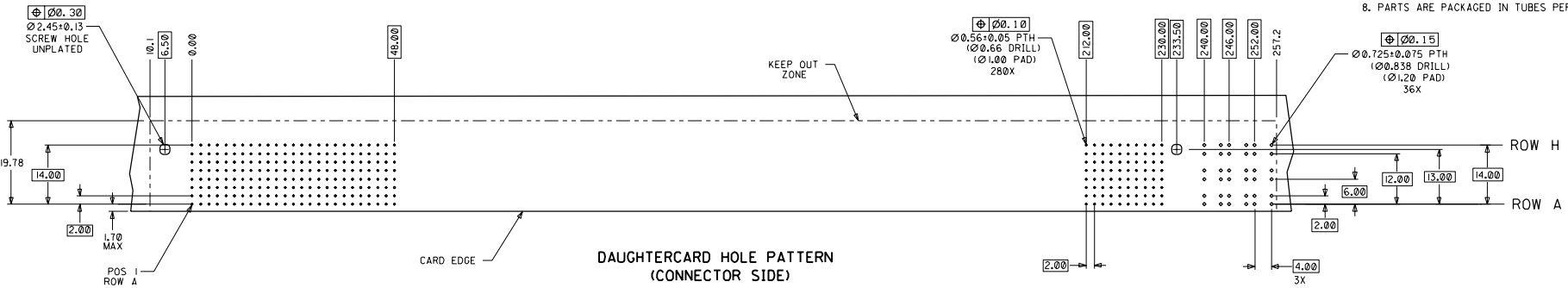

DAUGHTERCARD HOLE PATTERN (CONNECTOR SIDE)

ITEM	PART NUMBER	DESCRIPTION	QTY
1	74046-0267	STIFFENER	1
2	74681-0001	HSD8 SIGNAL WAFER	35
3	74037-0008	POLARIZING/GUIDE MODULE	2
4	73726-0000	GUIDE MODULE MNTG SCREW	2
5	74026-8111	POWER MODULE	2
6	74026-8333	POWER MODULE	1
7	74038-1001	END CAP	2

INITIAL RELEASE
EC NO. UDT2002-0544
DRWN: ATP 01/10/02
CH'K: LAURX 01/10/02
APPR: BIXLER 01/10/02
DESCRIPTION
REV A

QUALITY SYMBOLS
MAJOR = Ø
CRITICAL C = Ø

GENERAL TOLERANCES: (UNLESS SPECIFIED)

	mm	INCH
4 PLACES	±0. --	±. --
3 PLACES	±0. --	±. --
2 PLACES	±0. --	±. --
1 PLACE	±0. --	±. --
ANGULAR: ± 2°		

DRAFT WHERE APPLICABLE MUST REMAIN WITHIN DIMENSIONS

SCALE 2 : 1
DESIGN UNITS ☒ mm ☐ INCH
DRAWN BY & DATE ATP 01/10/02
CHECKED BY & DATE LAURX 01/10/02
APPROVED BY & DATE BIXLER 01/10/02
CAD FILENAME SD-74680-059

THIRD ANGLE PROJECTION

DIMENSIONS: ☐ mm/INCH ☐ INCH/mm ☒ mm ONLY

SHT | REV
REVISE ON CAD ONLY

TITLE: 8 ROW HSD DAUGHTERCARD ASSEMBLY SALES DRAWING

molex MOLEX INCORPORATED

MATERIAL NO. 74680-0059
DRAWING NO. SD-74680-059
SHEET NO. 1 OF 1
SIZE D

THIS DRAWING CONTAINS INFORMATION THAT IS PROPRIETARY TO MOLEX INCORPORATED AND SHOULD NOT BE USED WITHOUT WRITTEN PERMISSION.