

# 35Watts Single Output LED Driver



### Features:



- Constant Voltage Design
- Universal AC input/ Full Range
- Built-in Active PFC function, PF 0.95 Typical
- High Efficiency (Up to 86%)
- Output Protections: OLP/OVP/SCP/OTP
- Lightning Protection
- Class 2 Power Unit (See Note)
- Waterproof (IP67)
- 5 Year Warranty



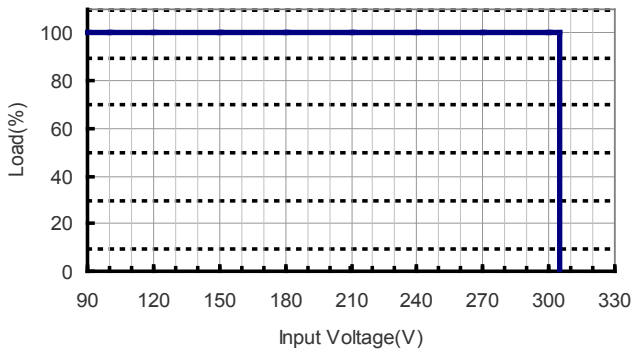
Model	PLV-035S036	PLV-035S048	
<b>Output Characteristics</b>			
DC Output	36V	48V	
Rated Current <small>See Note</small>	0.97A <small>(3)</small>	0.73A <small>(2)</small>	
Current Range	0~0.97A	0~0.73A	
Ripple and Noise (max) <small>Note 1</small>	±10% Vo		
Voltage Accuracy	±5% Vo		
Line Regulation	±1% Vo		
Load Regulation	±3% Vo		
Rise Time	20mS Max @ Rated Load		
Hold-up Time (Typ.)	8.5mS Min (110VAC input, full load), 10mS Min (220VAC input, full load)		
<b>Input Characteristics</b>			
Voltage Range	90VAC~305VAC		
Frequency Range	47Hz-63Hz		
Power Factor (Typical)	110VAC	>0.95	>0.95
	220VAC	>0.92	>0.92
Efficiency (Typical)	86%		86%
AC Current (max)	0.8A @ 100-277VAC Input Full Load		
Inrush Current (max)	65A @ 230VAC, 25°C		
Leakage Current	0.50mA max @ 277VAC		
<b>Protection</b>			
Over Temperature (OTP)	110°C (Temperature of internal components); shut down, auto recover after the temperature decreases		
Over Voltage (OVP) <small>Note 2</small>	1.2~1.4Vo		
Short Circuit (SCP)	Long-term mode, auto recovery		
<b>Environmental Characteristics</b>			
Operating Temperature	-35°C~70°C		
Operating Relative Humidity	10% RH to 100% RH		
Storage Temperature	-40°C~85°C, 5% to 100% RH non-condensing		
Vibration	10 to 300Hz sweep at constant acceleration of 1.0G(Breadth: 3.5mm) for 1 Hour for each of the perpendicular axes X, Y, Z		
Waterproof Rating	IP67		
Safety Standards	UL8750, Compliance to UL1012 UL935, IEC61347		
Withstand Voltage	L/N-GND: 4kV, L-N: 2kV		
Isolation Resistance	I/P-O/P: >100M Ohms / 500VDC / 25°C / 70% RH		
EMC Emission	Compliance to EN55022(CISPR22) Class B, EN61000-3-2 Class A, EN61000-3-3		
EMC Immunity	Compliance to EN61000-3-2, 3 EN61000-4-2, 3, 4, 5, 6, 8, 11, EN61547		
<b>Characteristics</b>			
Life Time	More than 50,000Hrs (25°C, 80% Load)		
MTBF (MIL-HDBK-217F)	More than 550,000Hrs (25°C, 80% Load)		
Dimension (LxWxH)	199x42.5x34mm		
Note	1. Ripple & Noise: Measured by 20 MHz bandwidth oscilloscope and the output paralleled with a 0.1 uF ceramic capacitor and a 10 uF electrolytic capacitor. 2. Latch Mode: The power supply shall return to normal operation only after the power is turned on again  (1) Non-Class 2 output (USR & CNR) (2) Class 2 output (USR); Non-Class 2 output (CNR) (3) Class 2 output (USR & CNR)		

# MECHANICAL SPECIFICATIONS

UNIT: mm



Derating Curve



Ambient Temperature vs. Load

