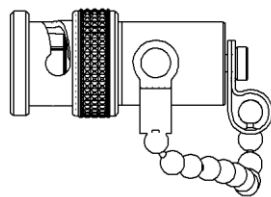
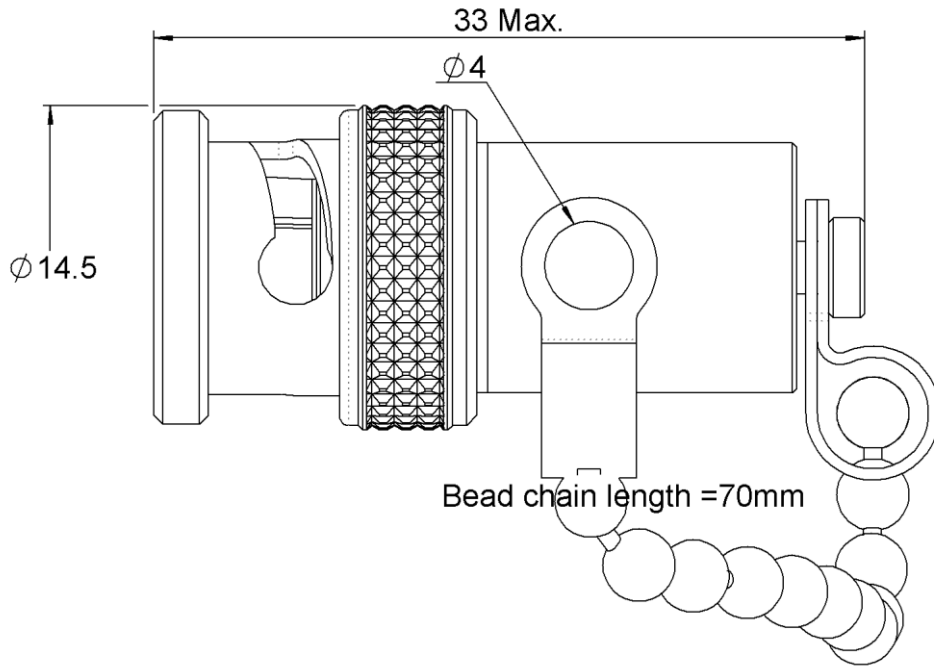
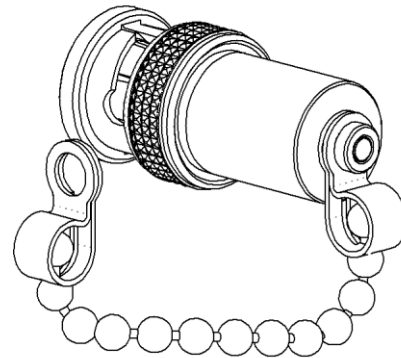


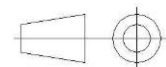
PAGE 1/2	ISSUE 26-04-16D	SERIES TERMINATION	PART NUMBER R404110120
----------	-----------------	------------------------------	-------------------------------



Scale 1:1



All dimensions are in mm.



COMPONENTS	MATERIALS	PLATING (µm)
Body	BRASS	NICKEL 5
Center contact	BRASS	GOLD 2.5 OVER NICKEL 1
Outer contact	-	-
Insulator	PTFE	
Gasket	SILICONE	
Substrate	ALUMINA	
Resistor	THICK FILM	
Others parts	BRASS	NICKEL 2

PAGE 2/2	ISSUE 26-04-16D	SERIES TERMINATION	PART NUMBER R404110120
----------	------------------------	------------------------------	-------------------------------

ELECTRICAL CHARACTERISTICS

Frequency (GHz)	DC - 2	2 - 4	4 - 8
V.S.W.R (≤)	1.10	1.20	1.25

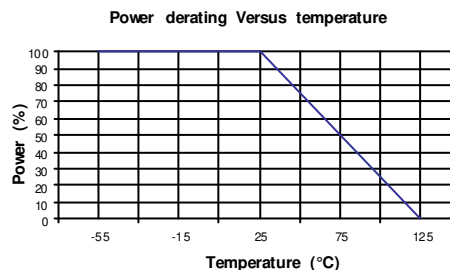
Operating Frequency Range	DC - 8	GHz
Impedance	50	Ω
DC Resistance	50	Ω ± 5%
Peak power at 25°C (1μs, 1%)	1000	W
Average power at 25°C	1	W (Free Air Cooled)
		W (Conduction Cooled)

MECHANICAL CHARACTERISTICS

Connectors	BNC	Male	MIL C39012
Weight	15,0600	g	

ENVIRONMENTAL CHARACTERISTICS

Operating temperature range	-55 /+125	°C
Storage temperature range	-55 /+125	°C



SPECIFICATION

OTHER CHARACTERISTICS