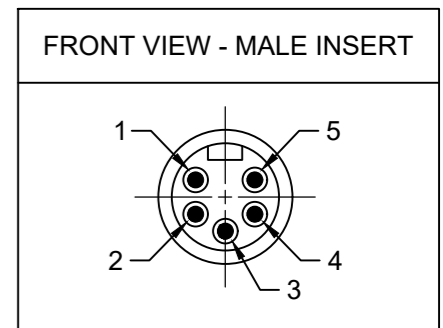
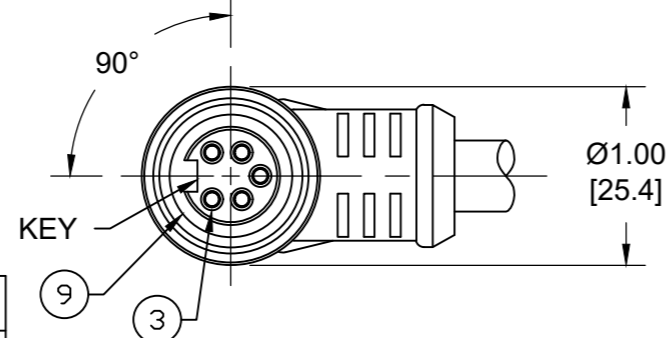
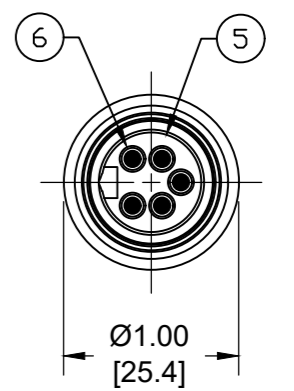
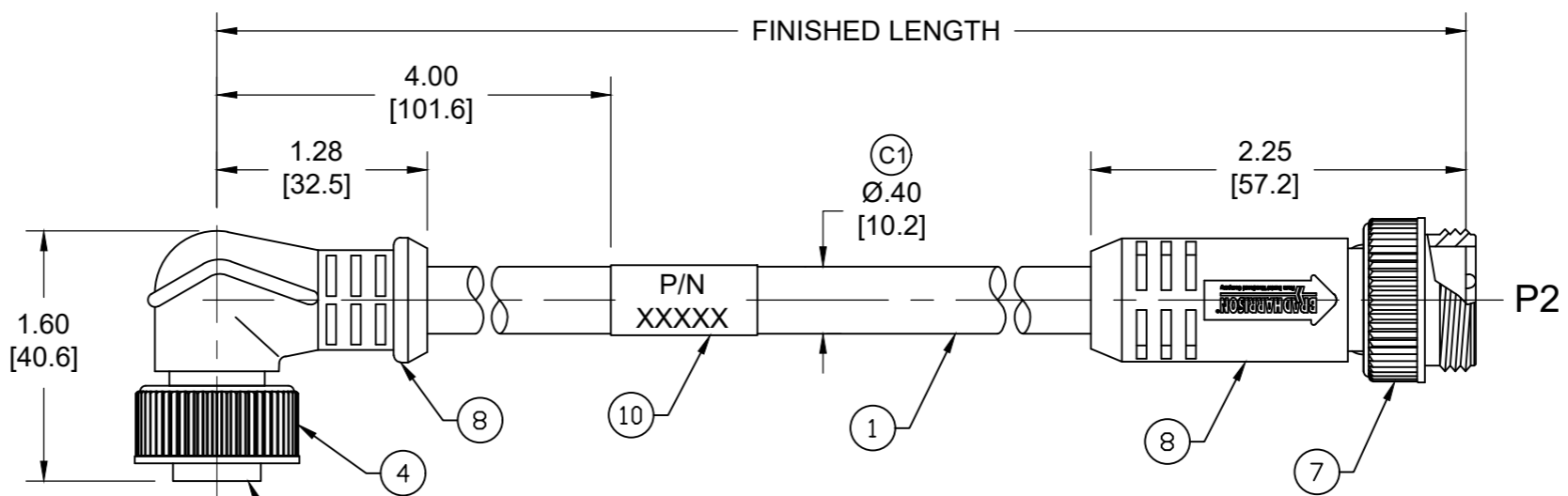


PART NO	ENGINEERING NO.	FINISHED LENGTH
1300101923	115031K13M005	0.5M [ 1FT 8 IN ]
1300101933	115031K13M300	30M [98FT 5 IN]
1300101936	115031K13M600	60M [196FT 10 IN]



- NOTES:
- MATERIAL: SEE TABLE
  - FINISH: SEE TABLE
  - ELECTRICAL:  
VOLTAGE: 400V PER IEC60664  
600V PER UL2238  
CURRENT: 8A (C1)
  - TEMP RATING: -20°TO +90°C
  - PROTECTION: IP67 (WHEN MATED)
  - COUPLING THREAD: 7/8-16 UN
  - UL LISTED FILE: E152210
  - ALL DIMENSIONS ARE FOR REFERENCE UNLESS TOLERANCED OR NOTED OTHERWISE



S1		P2	
1	WHITE	1	
2	RED	2	
3	GREEN/YELLOW	3	
4	ORANGE	4	
5	BLACK	5	

MECHANICAL CHARACTERISTICS:

TORSIONAL FLEX TEST	20 MILLION CYCLES PER MIL-C-13777G
BEND FLEX TEST	20 MILLION CYCLES PER MIL-C-13777G
WELD SLAG RESISTANCE	WOODHEAD STANDARD S-300

ITEM	DESCRIPTION	MATERIAL	FINISH
10	WRAP LABEL	VINYL	BLACK/YELLOW (C1)
9	FRICTION RING	NYLON	WHITE (C1)
8	OVERMOLD	TPE	YELLOW
7	COUPLING NUT, MALE	ZINC DIE-CAST	BLACK E-COAT
6	CONTACT PIN	COPPER ALLOY	GOLD OVER NICKEL
5	MALE INSERT	TPE	YELLOW
4	COUPLING NUT, FEMALE	ZINC DIE-CAST	BLACK E-COAT
3	CONTACT SOCKET	COPPER ALLOY	GOLD OVER NICKEL
2	FEMALE INSERT	TPE	YELLOW
1	CABLE, 16/5 AWG	TPE	YELLOW

PART NUMBER LEGEND  
**115031K13M005**

FINISHED LENGTH  
M005= 0.5 METER  
M010= 1 METER  
M100= 10 METER

CABLE LENGTH TOLERANCES

<.3M [1FT]:	+19mm-0 [ +.75in-0]
.3 - .9M [1 - 3FT]:	+44.5mm-0 [+1.75in-0]
.9 - 1.8M [3 - 6FT]:	+55.6mm-0 [+2.19in-0]
1.8 - 3.7M [6 - 12FT]:	+88.9mm-0 [+3.50in-0]
3.7 - 7.3M [12 - 24FT]:	+165.1mm-0 [+6.50in-0]
7.3-14.6M [24 - 48FT]:	+317.5mm-0 [+12.50in-0]
14.6 - 30.5M [48-100FT]:	+622.3mm-0 [+24.50in-0]
OVER 30M [100FT]:	+2% OF FINISHED LENGTH

FUNCTIONAL SYMBOLS F=0 E=0 P=0	THIS DRAWING CONTAINS INFORMATION THAT IS PROPRIETARY TO MOLEX ELECTRONIC TECHNOLOGIES, LLC AND SHOULD NOT BE USED WITHOUT WRITTEN PERMISSION			
	DIMENSION UNITS <b>INCH/MM</b>	SCALE <b>NTS</b>		
DIVISIONAL SYMBOLS	GENERAL TOLERANCES (UNLESS SPECIFIED)		EC NO: 709714	
	4 PLACES ±----	±----	DRWN: ABENJAMINLW	2022/05/18
DRAFT WHERE APPLICABLE MUST REMAIN WITHIN DIMENSIONS	3 PLACES ±----	±----	CHK'D: RSTONE	2022/06/08
	2 PLACES ±----	±----	APPR: BWOODMAN	2022/06/14
	1 PLACE ±----	±----	INITIAL REVISION:	
	0 PLACES ±----	±----	DRWN: VOU	2012/02/17
ANGULAR TOL ± ---- °		APPR: JFMURPHY	2013/04/05	DOCUMENT NUMBER <b>SD-130010-021</b>
THIRD ANGLE PROJECTION		DRAWING <b>B-SIZE</b>	SERIES <b>130010</b>	DOC TYPE/DOC PART/REVISION <b>PSD 001 C1</b>
MATERIAL NUMBER SEE CHART		CUSTOMER GENERAL MARKET		SHEET NUMBER <b>1 OF 1</b>