

Housing - HC-B16-TMS-100/O1STM(25G32S)EE - 1587988

Please be informed that the data shown in this PDF Document is generated from our Online Catalog. Please find the complete data in the user's documentation. Our General Terms of Use for Downloads are valid (<http://phoenixcontact.com/download>)



Sleeve housing B16, Screw locking, Material: Die-cast aluminum, corrosion resistant, Cable outlets: 2, Height: 100 mm, Cable gland: none, Gland: no, Offshore/EMC

Product photo shows a housing with side outlet



Key Commercial Data

Packing unit	1 pc
Minimum order quantity	10 pc
Weight per Piece (excluding packing)	378.0 g
Custom tariff number	85389099
Country of origin	Germany

Technical data

Dimensions

Height	100 mm
Width	57 mm
Length	126 mm
Length of the assembly cutout	86 mm
Width of the assembly cutout	35 mm

Ambient conditions

Degree of protection of housing (IP)	IP66
	IP68 (0.2 bar 24 h)
	IP69K
Degree of protection of housing (NEMA)	4 (NEMA 250)
	4X (NEMA 250)
	6P (NEMA 250)
	12 (NEMA 250)

Housing - HC-B16-TMS-100/O1STM(25G32S)EE - 1587988

Technical data

Ambient conditions

Ambient temperature (operation)	-40 °C ... 125 °C
---------------------------------	-------------------

General

Note	For contact inserts HC-B16, BB32, D40, DD72, HS6, HV6, M, K
Size	B16
Housing type	Sleeve housing
Locking type	Screw locking
Torque	3 Nm (Locking screw)
Fixing screws	M6 (5 mm Allen screw)
No. of cable outlets	2
Screw connection	none
Housing material	Die-cast aluminum, corrosion resistant
Housing surface material	Uncoated
Seal material	NBR, conductive
Material lock	Stainless steel
Assembly instructions	In order to guarantee that the ground conductor contact functions even when plugged in at an angle, the two panel mounting flanges must have sufficient electrical contact with the metal mounting panel.
Connection	To ensure optimum shielding, any insulating power coating must be removed from the profile gasket area on the control cabinet panel. Tightening torque of locking screw: 3 Nm.

Classifications

eCl@ss

eCl@ss 4.0	27140816
eCl@ss 4.1	27140816
eCl@ss 5.0	27143424
eCl@ss 5.1	27143424
eCl@ss 6.0	27261203
eCl@ss 7.0	27440202
eCl@ss 8.0	27440202
eCl@ss 9.0	27440202

ETIM

ETIM 4.0	EC002498
ETIM 5.0	EC002498

UNSPSC

UNSPSC 6.01	31261502
-------------	----------

Housing - HC-B16-TMS-100/O1STM(25G32S)EE - 1587988

Classifications

UNSPSC

UNSPSC 7.0901	31261502
UNSPSC 11	31261502
UNSPSC 12.01	31261502
UNSPSC 13.2	31261502

Approvals

Approvals

Approvals

EAC

Ex Approvals

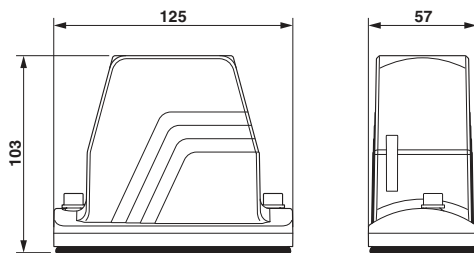
Approvals submitted

Approval details

EAC

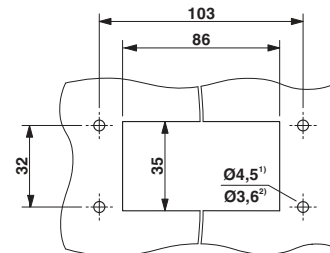
Drawings

Dimensional drawing



Dimensional drawing

Dimensional drawing

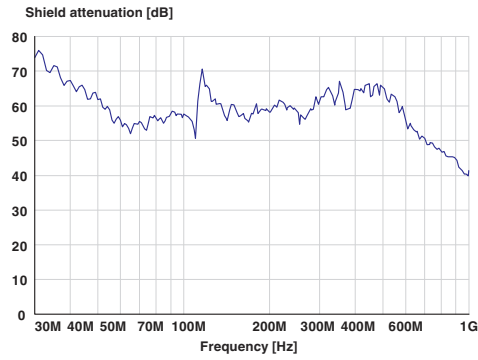


Panel cutout

²⁾ When self-tapping screws are used (Torx® 20, M4)

Housing - HC-B16-TMS-100/O1STM(25G32S)EE - 1587988

Diagram



Shield attenuation

Phoenix Contact 2016 © - all rights reserved
<http://www.phoenixcontact.com>