

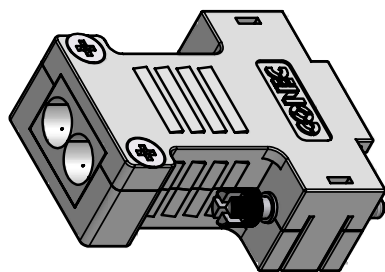
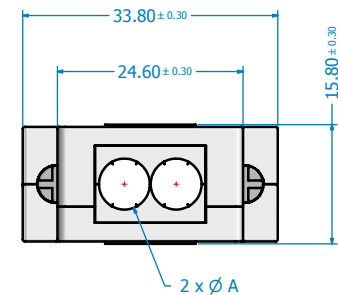
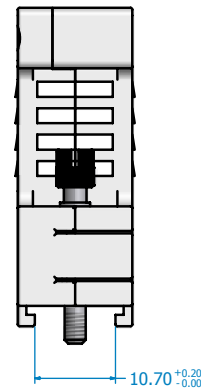
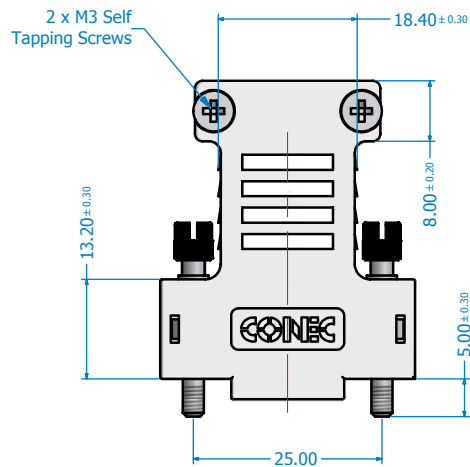
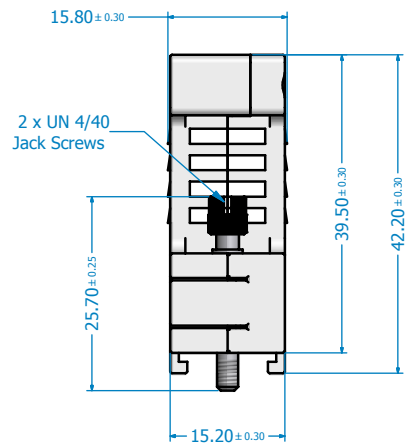
6 5 4 3 2 1

D

C

B

A



ISO VIEW

Directive 2002/95/EC
"RoHS"
Compliant

Strain Relief Hole Diameter A	For AWG Cable Size	Hood P/N
6.75 +0.10/-0	AWG8 Cable OD=6.58+/-0.13	165X17889X
4.52 +0.10/-0	AWG10 Cable OD=4.42+/-0.10 AWG12 Cable OD=3.88+/-0.10	165X17949X
3.55 +0.10/-0	AWG14 Cable OD=3.45+/-0.10 AWG16 Cable OD=2.95+/-0.10	165X17959X
3.02 +0.10/-0	AWG18 Cable OD=2.92+/-0.10 AWG20 Cable OD=2.44+/-0.10	165X17969X

NOTES:
Plastic Material: PA 6.6 GF 25, UL 94 V-0
Color: Dolphin Grey

Screw Material: Steel
Screw Finish: Nickel plated

THIS DRAWING MAY NOT BE COPIED, OR REPRODUCED IN ANY WAY AND MAY NOT BE PASSED ON TO A THIRD PARTY WITHOUT WRITTEN PERMISSION. OWNERSHIP AND COPYRIGHT OF CONEC CORPORATION DOT NOT ALTER CAD DRAWING BY HAND	Customer:			Tolerance Unless otherwise specified Dimensional: +/- 0.25mm Angular: +/- 1 degree	Autodesk Inventor	Scale: 1.5:1	Dim. in mm	
	Name	Title	Approval Date			Material: SEE NOTES		
				2005	Date	Name	Title: 2W2 Hood (Straight) for Power Contacts with AWG8 to AWG20 Cable	
				Draw.	Aug. 17	Vincent Ke		
				Appd.	Aug. 17	J.Chaudry		
				Norm		Drawing No.: C0412E15A		
				D-old		Part No.: SEE TABLE		
						DIN A3		
						Sheet 1/1		

6 5 4 3 2 1

