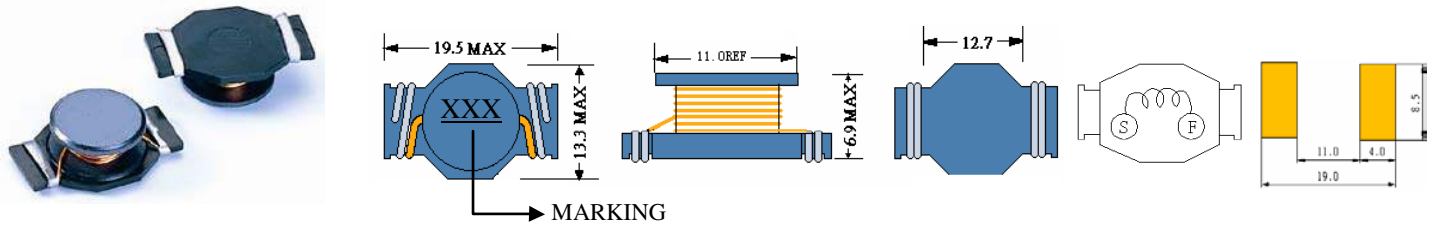


# SC4020FH

## SMD POWER INDUCTORS



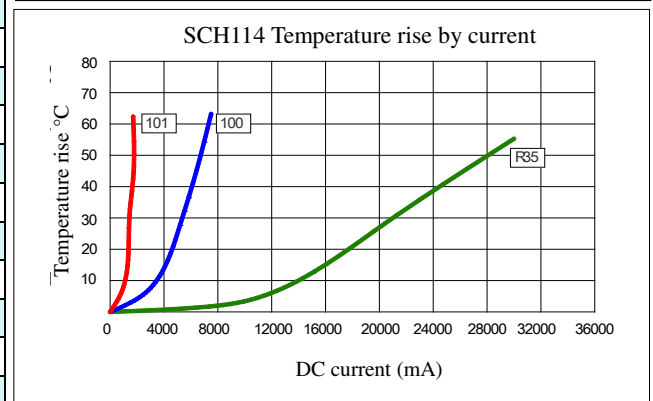
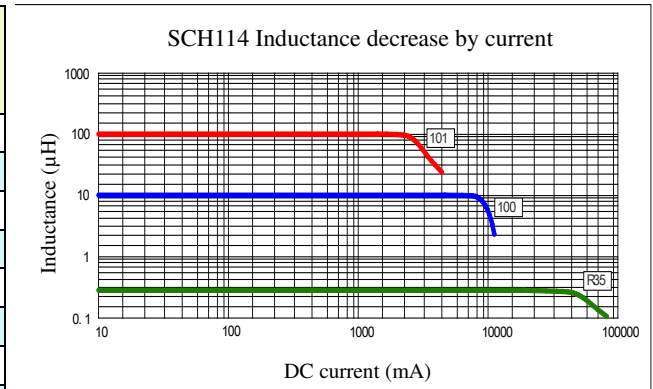
### • Features

1. Open frame construction
2. Excellent Power Density
3. Engineered to Provide High Efficiency

## ELECTRICAL CHARACTERISTICS



Part Number	Inductance (uH) <sup>(1)</sup>	Test Frequency	DC Resistance (Ω MAX) <sup>(2)</sup>	Saturation Current <sup>(3)</sup> (A)	Temperature Current <sup>(4)</sup> (A)
SC4020FH-R35	0.35	100KHZ	2.5m	25.1	20.0
SC4020FH-1R0	1.0	100KHZ	4.3m	15.3	15.0
SC4020FH-1R5	1.5	100KHZ	5.9m	12.0	13.5
SC4020FH-2R2	2.2	100KHZ	7.5m	10.2	11.0
SC4020FH-2R8	2.8	100KHZ	10m	9.3	9.60
SC4020FH-4R7	4.7	100KHZ	15m	7.7	7.70
SC4020FH-6R8	6.8	100KHZ	22m	6.2	6.20
SC4020FH-100	10	100KHZ	27m	5.2	5.20
SC4020FH-150	15	100KHZ	45m	4.3	4.10
SC4020FH-220	22	100KHZ	63m	3.7	3.50
SC4020FH-330	33	100KHZ	102m	3.0	2.80
SC4020FH-470	47	100KHZ	132m	2.4	2.10
SC4020FH-680	68	100KHZ	185m	2.0	1.90
SC4020FH-101	100	100KHZ	265m	1.8	1.45



(1). Inductance tolerance for 0.35uH~2.8uH:  $\pm 30\%$ , for 4.7uH~100uH:  $\pm 20\%$ . Tested at 0.25V, 0ADC and 25°C.

(2). DCR measured at 25°C.

(3). The DC current at which the inductance decreases by 10% from its initial value.

(4). The DC current that results in a 40°C temperature rise from 25°C ambient.

[Click here for QUANTITY PER REEL & PACKING INFORMATION](#)

Custom versions available upon request.

© 2019 Signal Transformer –Specification subject to change without notice. 12.19