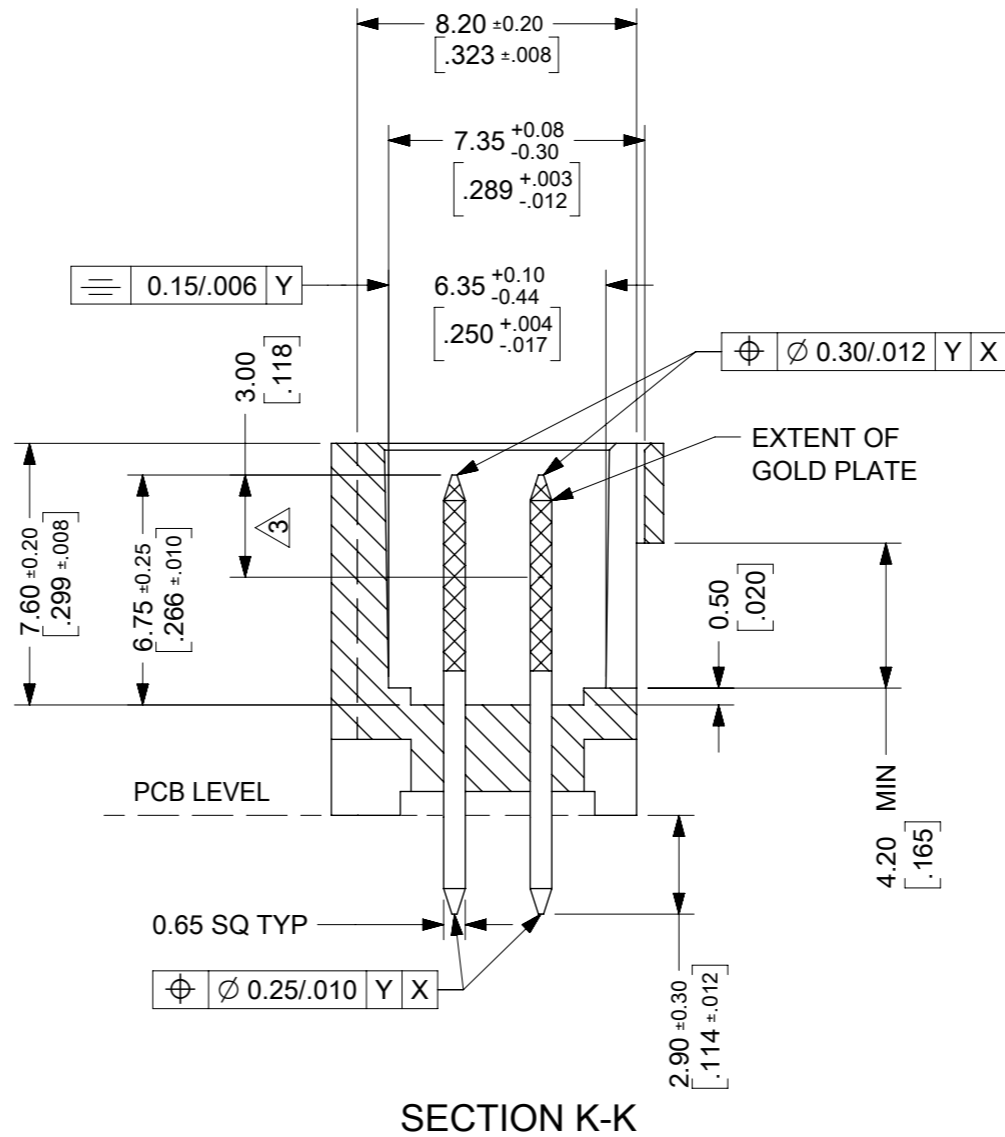


- NOTES :
- MATERIAL:-
 - PIN:- (0.65)/.0255 SQ. BRASS WIRE.
 - HOUSING:- 15% GLASS FILLED POLYESTER
 - UL 94 V-0 COLOUR BLACK
 - FOR PLATING VERSIONS AND VOID VERSIONS SEE SHEET 2.
 - MEASUREMENT POINT FOR MINIMUM PLATING THICKNESS.
 - FOR PRODUCT SPEC SEE PS-99020-0001
 - RECOMMENDED PCB THICKNESS: 1.60mm



CKT	DIM A	DIM B	DIM C
6	(5.08)/.200	(9.96)/.392	(8.12)/.320
8	(7.62)/.300	(12.50)/.492	(10.66)/.420
10	(10.16)/.400	(15.04)/.592	(13.20)/.520
12	(12.70)/.500	(17.58)/.692	(15.74)/.620
14	(15.24)/.600	(20.12)/.792	(18.28)/.720
16	(17.78)/.700	(22.66)/.892	(20.82)/.820
18	(20.32)/.800	(25.20)/.992	(23.36)/.920
20	(22.86)/.900	(27.74)/1.092	(25.90)/1.020
22	(25.40)/1.000	(30.28)/1.192	(28.44)/1.120
24	(27.94)/1.100	(32.82)/1.292	(30.98)/1.220
26	(30.48)/1.200	(35.36)/1.392	(33.52)/1.320
28	(33.02)/1.300	(37.90)/1.492	(36.06)/1.420
30	(35.56)/1.400	(40.44)/1.592	(38.60)/1.520
32	(38.10)/1.500	(42.98)/1.692	(41.15)/1.620
34	(40.64)/1.600	(45.52)/1.792	(43.68)/1.720
36	(43.18)/1.700	(48.06)/1.892	(46.22)/1.820
38	(45.72)/1.800	(50.60)/1.992	(48.76)/1.920
40	(48.26)/1.900	(53.14)/2.092	(51.30)/2.020
42	(50.80)/2.000	(55.68)/2.192	(53.84)/2.120
44	(53.34)/2.100	(58.22)/2.292	(56.38)/2.220
46	(55.88)/2.200	(60.76)/2.392	(58.92)/2.320
48	(58.42)/2.300	(63.30)/2.492	(61.46)/2.420
50	(60.96)/2.400	(65.84)/2.592	(64.00)/2.520
52	(63.50)/2.500	(68.38)/2.692	(66.54)/2.620
54	(66.04)/2.600	(70.92)/2.792	(69.08)/2.720
56	(68.58)/2.700	(73.46)/2.892	(71.62)/2.820
58	(71.12)/2.800	(76.00)/2.992	(74.16)/2.920
60	(73.66)/2.900	(78.54)/3.092	(76.70)/3.020
62	(76.20)/3.000	(81.08)/3.192	(79.24)/3.120
64	(78.74)/3.100	(83.62)/3.292	(81.78)/3.220
66	(81.28)/3.200	(86.16)/3.392	(84.32)/3.320
68	(83.82)/3.300	(88.70)/3.492	(86.86)/3.420

THIS DRAWING CONTAINS INFORMATION THAT IS PROPRIETARY TO MOLEX ELECTRONIC TECHNOLOGIES, LLC AND SHOULD NOT BE USED WITHOUT WRITTEN PERMISSION

DIMENSION UNITS MM/IN	SCALE NTS	CURRENT REV DESC: REMOVED OBSOLETE PART NUMBER AS PER PCN#512063.	molex		
GENERAL TOLERANCES (UNLESS SPECIFIED)		EC NO: 713759			
4 PLACES ±		DRWN: SANTHN	2022/09/13		
3 PLACES ±	± 0.004	CHK'D: GB	2022/10/07		
2 PLACES ±	± 0.1	APPR: GB	2022/10/07		
1 PLACE ±		INITIAL REVISION:			
0 PLACES ±		DRWN: KS	1988/08/23		
ANGULAR TOL ± 0.5°		APPR: MLONG	2010/02/19		
DRAFT WHERE APPLICABLE MUST REMAIN WITHIN DIMENSIONS	THIRD ANGLE PROJECTION	DRAWING	SERIES	MATERIAL NUMBER	CUSTOMER
		A3-SIZE	90130	SEE TABLE	GENERAL MARKET
DOCUMENT STATUS		RELEASE DATE	DOC TYPE	DOC PART	REVISION
P1	2022/10/07	06:42:03	PSD	001	CA6
DOCUMENT NUMBER		SHEET NUMBER			
SDA-90130		1 OF 6			

VERSION FULLY LOADED					
NO OF CKTS	HSG CKT SIZE	PART NUMBER			
		PLATING TYPE A	PLATING TYPE E	PLATING TYPE F	PLATING TYPE G
6	6	90130-X106	90130-X206	90130-X306	90130-X406
8	8	90130-X108	90130-X208	90130-X308	90130-X408
10	10	90130-X110	90130-X210	90130-X310	90130-X410
12	12	90130-X112	90130-X212	90130-X312	90130-X412
14	14	90130-X114	90130-X214	90130-X314	90130-X414
16	16	90130-X116	90130-X216	90130-X316	90130-X416
18	18	90130-X118	90130-X218	90130-X318	90130-X418
20	20	90130-X120	90130-X220	90130-X320	90130-X420
22	22	90130-X122	90130-X222	90130-X322	90130-X422
24	24	90130-X124	90130-X224	90130-X324	90130-X424
26	26	90130-X126	90130-X226	90130-X326	90130-X426
28	28	90130-X128	90130-X228	90130-X328	90130-X428
30	30	90130-X130	90130-X230	90130-X330	90130-X430
32	32	90130-X132	90130-X232	90130-X332	90130-X432
34	34	90130-X134	90130-X234	90130-X334	90130-X434
36	36	90130-X136	90130-X236	90130-X336	90130-X436
38	38	90130-X138	90130-X238	90130-X338	90130-X438
40	40	90130-X140	90130-X240	90130-X340	90130-X440
42	42	90130-X142	90130-X242	90130-X342	90130-X442
44	44	90130-X144	90130-X244	90130-X344	90130-X444
46	46	90130-X146	90130-X246	90130-X346	90130-X446
48	48	90130-X148	90130-X248	90130-X348	90130-X448
50	50	90130-X150	90130-X250	90130-X350	90130-X450
52	52	90130-X152	90130-X252	90130-X352	90130-X452
54	54	-	-	-	90130-X454
56	56	90130-X156	-	-	90130-X456
58	58	90130-X158	90130-X258	90130-X358	90130-X458
60	60	-	-	-	90130-X460
62	62	90130-X162	90130-X262	90130-X362	90130-X462
64	64	-	-	-	90130-X464
66	66	90130-X166	90130-X266	90130-X366	90130-X466
68	68	90130-X168	90130-X268	90130-X368	90130-X468

NOTES :

- FOR ASSEMBLY, SEE SHEET 1.
- REFER TO LEGEND FOR PLATING OPTIONS.

90130 - * * * *

PLATING TYPES

STYLE: - 1. STRAIGHT PIN VERSION
8. VERSION WITH VOIDS

- TYPE A:
3.0µm MIN. TIN OVER 1.27µm - 2.54µm NICKEL.
- TYPE E:
0.38µm MIN. GOLD IN SELECTED AREA & 3.0µm MIN. TIN IN SELECTED AREA OVER 1.3µm MIN. NICKEL OVERALL.
- TYPE F:
0.76µm MIN. GOLD IN SELECTED AREA. & 3.0µm MIN. TIN IN SELECTED AREA OVER 1.3µm MIN. NICKEL OVERALL.
- TYPE G:
0.05 -0.10µm GOLD FLASH IN SELECTED AREA & 3.0µm MIN. TIN IN SELECTED AREA OVER 1.3µm MIN. NICKEL OVERALL.

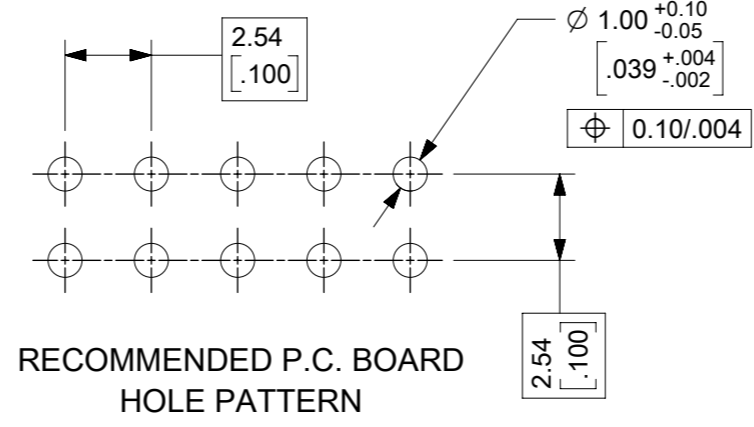
VOIDED OPTIONS

NO OF CKTS	HSG CKT SIZE	VOIDED PART NUMBER	VOID POSITION	PLATING TYPE
9	10	90130-8190	3	A
9	10	90130-8309	2	F
9	10	90130-8311	1	F
11	12	90130-8212	12	E
11	12	90130-8213	2	E
11	12	90130-8313	2	F
11	12	90130-8191	3	A

THIS DRAWING CONTAINS INFORMATION THAT IS PROPRIETARY TO MOLEX ELECTRONIC TECHNOLOGIES, LLC AND SHOULD NOT BE USED WITHOUT WRITTEN PERMISSION									
DIMENSION UNITS MM/IN		SCALE NTS		CURRENT REV DESC: REMOVED OBSOLETE PART NUMBER AS PER PCN#512063.				molex	
GENERAL TOLERANCES (UNLESS SPECIFIED)				EC NO: 713759		2022/09/13			
4 PLACES ±		±		DRWN: SANTHN		2022/10/07		C-GRID III DUAL ROW STRAIGHT SHROUDED HEADER	
3 PLACES ±		± 0.004		CHK'D: GB		2022/10/07		PRODUCT CUSTOMER DRAWING	
2 PLACES ±		± 0.1		APPR: GB		2022/10/07		DOCUMENT NUMBER	
1 PLACE ±		±		INITIAL REVISION:		1988/08/23		SDA-90130	
0 PLACES ±		±		DRWN: KS		2010/02/19		PSD 001 CA6	
ANGULAR TOL ± 0.5°		±		APPR: MLONG				DOC TYPE DOC PART REVISION	
DRAFT WHERE APPLICABLE MUST REMAIN WITHIN DIMENSIONS				THIRD ANGLE PROJECTION		DRAWING		SHEET NUMBER	
						A3-SIZE		2 OF 6	
SERIES		MATERIAL NUMBER		CUSTOMER					
90130		SEE TABLE		GENERAL MARKET					

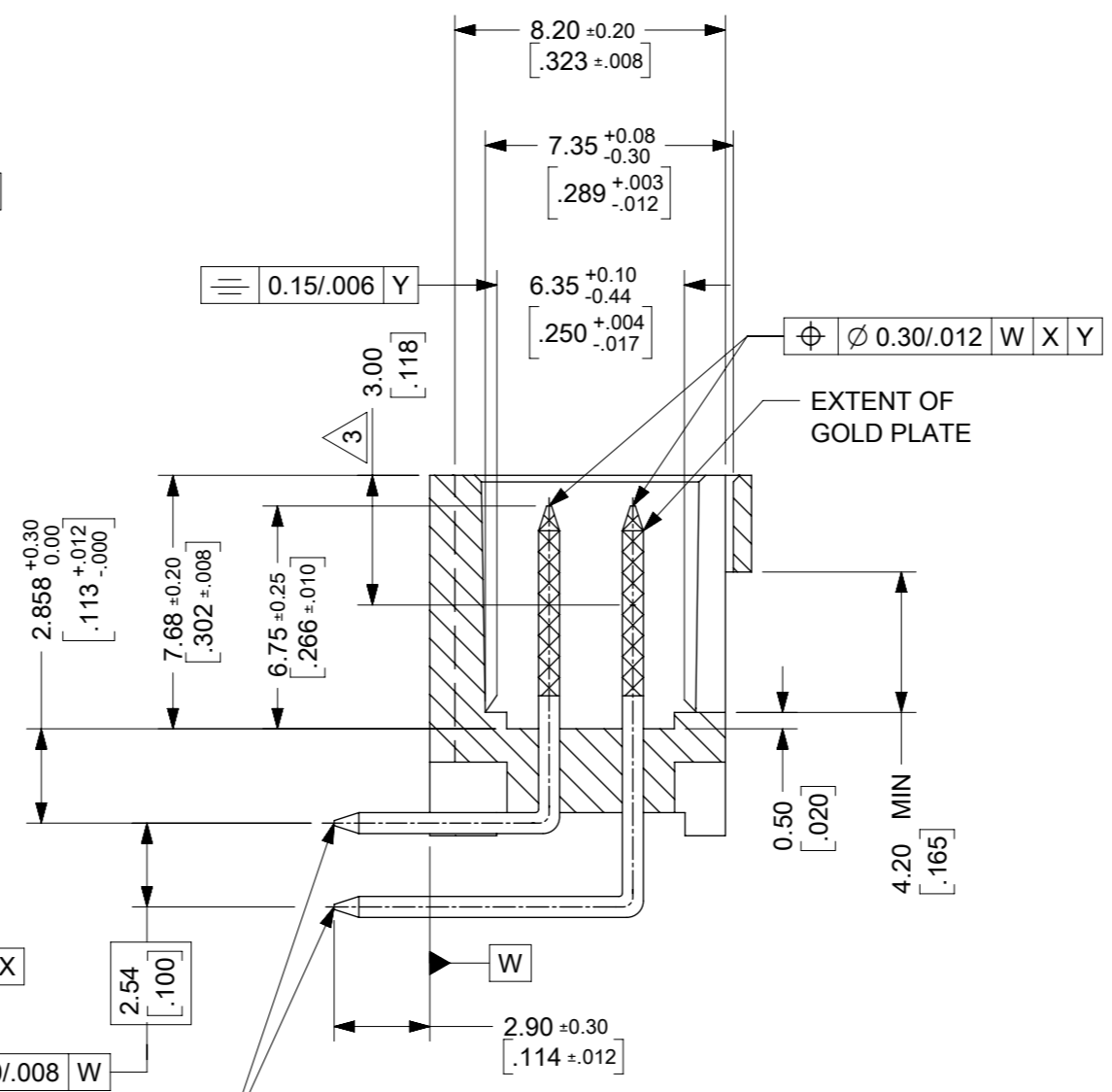


VERSION FULLY LOADED



RECOMMENDED P.C. BOARD HOLE PATTERN

CKT	DIM A	DIM B	DIM C
6	(5.08)/.200	(9.96)/.392	(8.12)/.320
8	(7.62)/.300	(12.50)/.492	(10.66)/.420
10	(10.16)/.400	(15.04)/.592	(13.20)/.520
12	(12.70)/.500	(17.58)/.692	(15.74)/.620
14	(15.24)/.600	(20.12)/.792	(18.28)/.720
16	(17.78)/.700	(22.66)/.892	(20.82)/.820
18	(20.32)/.800	(25.20)/.992	(23.36)/.920
20	(22.86)/.900	(27.74)/1.092	(25.90)/1.020
22	(25.40)/1.000	(30.28)/1.192	(28.44)/1.120
24	(27.94)/1.100	(32.82)/1.292	(30.98)/1.220
26	(30.48)/1.200	(35.36)/1.392	(33.52)/1.320
28	(33.02)/1.300	(37.90)/1.492	(36.06)/1.420
30	(35.56)/1.400	(40.44)/1.592	(38.60)/1.520
32	(38.10)/1.500	(42.98)/1.692	(41.15)/1.620
34	(40.64)/1.600	(45.52)/1.792	(43.68)/1.720
36	(43.18)/1.700	(48.06)/1.892	(46.22)/1.820
38	(45.72)/1.800	(50.60)/1.992	(48.76)/1.920
40	(48.26)/1.900	(53.14)/2.092	(51.30)/2.020
42	(50.80)/2.000	(55.68)/2.192	(53.84)/2.120
44	(53.34)/2.100	(58.22)/2.292	(56.38)/2.220
46	(55.88)/2.200	(60.76)/2.392	(58.92)/2.320
48	(58.42)/2.300	(63.30)/2.492	(61.46)/2.420
50	(60.96)/2.400	(65.84)/2.592	(64.00)/2.520
52	(63.50)/2.500	(68.38)/2.692	(66.54)/2.620
54	(66.04)/2.600	(70.92)/2.792	(69.08)/2.720
56	(68.58)/2.700	(73.46)/2.892	(71.62)/2.820
58	(71.12)/2.800	(76.00)/2.992	(74.16)/2.920
60	(73.66)/2.900	(78.54)/3.092	(76.70)/3.020
62	(76.20)/3.000	(81.08)/3.192	(79.24)/3.120
64	(78.74)/3.100	(83.62)/3.292	(81.78)/3.220
66	(81.28)/3.200	(86.16)/3.392	(84.32)/3.320
68	(83.82)/3.300	(88.70)/3.492	(86.86)/3.420



SECTION K-K

- NOTES :
- MATERIAL:-
 - PIN:- (0.65)/.0255 SQ. BRASS WIRE.
 - HOUSING:- 15% GLASS FILLED POLYESTER
 - UL 94 V-0 COLOUR BLACK
 - FOR PLATING VERSIONS AND VOID VERSIONS SEE SHEET 2.
 - MEASUREMENT POINT FOR MINIMUM PLATING THICKNESS.
 - FOR PRODUCT SPEC SEE PS-99020-0001
 - RECOMMENDED PCB THICKNESS: 1.60mm

THIS DRAWING CONTAINS INFORMATION THAT IS PROPRIETARY TO MOLEX ELECTRONIC TECHNOLOGIES, LLC AND SHOULD NOT BE USED WITHOUT WRITTEN PERMISSION

DIMENSION UNITS MM/IN	SCALE NTS	CURRENT REV DESC: REMOVED OBSOLETE PART NUMBER AS PER PCN#512063.		molex	
GENERAL TOLERANCES (UNLESS SPECIFIED)		EC NO: 713759			
4 PLACES ±	±	DRWN: SANTHN	2022/09/13	PRODUCT CUSTOMER DRAWING	
3 PLACES ±	± 0.004	CHK'D: GB	2022/10/07	DOCUMENT NUMBER	
2 PLACES ±	± 0.1	APPR: GB	2022/10/07	SDA-90130	
1 PLACE ±	±	INITIAL REVISION:		DOC TYPE	DOC PART
0 PLACES ±	±	DRWN: KS	1988/08/23	PSD	001
ANGULAR TOL ±	± 0.5°	APPR: MLONG	2010/02/19	CA6	REVISION
DRAFT WHERE APPLICABLE MUST REMAIN WITHIN DIMENSIONS	THIRD ANGLE PROJECTION	DRAWING	SERIES	MATERIAL NUMBER	CUSTOMER
		A3-SIZE	90130	SEE TABLE	GENERAL MARKET
					SHEET NUMBER
					3 OF 6

VERSION FULLY LOADED					
NO OF CKTS	HSG CKT SIZE	PART NUMBER			
		PLATING TYPE A	PLATING TYPE E	PLATING TYPE F	PLATING TYPE G
6	6	90130-X106	90130-X206	90130-X306	90130-X406
8	8	90130-X108	90130-X208	90130-X308	90130-X408
10	10	90130-X110	90130-X210	90130-X310	90130-X410
12	12	90130-X112	90130-X212	90130-X312	90130-X412
14	14	90130-X114	90130-X214	90130-X314	90130-X414
16	16	90130-X116	90130-X216	90130-X316	90130-X416
18	18	90130-X118	90130-X218	90130-X318	90130-X418
20	20	90130-X120	90130-X220	90130-X320	90130-X420
22	22	90130-X122	90130-X222	90130-X322	90130-X422
24	24	90130-X124	90130-X224	90130-X324	90130-X424
26	26	90130-X126	90130-X226	90130-X326	90130-X426
28	28	90130-X128	90130-X228	90130-X328	90130-X428
30	30	90130-X130	90130-X230	90130-X330	90130-X430
32	32	90130-X132	90130-X232	90130-X332	90130-X432
34	34	90130-X134	90130-X234	90130-X334	90130-X434
36	36	90130-X136	90130-X236	90130-X336	90130-X436
38	38	90130-X138	90130-X238	90130-X338	90130-X438
40	40	90130-X140	90130-X240	90130-X340	90130-X440
42	42	90130-X142	90130-X242	90130-X342	90130-X442
44	44	90130-X144	90130-X244	90130-X344	90130-X444
46	46	90130-X146	90130-X246	90130-X346	90130-X446
48	48	90130-X148	90130-X248	90130-X348	90130-X448
50	50	90130-X150	90130-X250	90130-X350	90130-X450
52	52	90130-X152	90130-X252	90130-X352	90130-X452
54	54	-	90130-X254	90130-X354	90130-X454
56	56	90130-X156	90130-X256	90130-X356	90130-X456
58	58	90130-X158	90130-X258	90130-X358	90130-X458
60	60	-	-	-	90130-X460
62	62	90130-X162	90130-X262	90130-X362	90130-X462
64	64	-	-	-	90130-X464
66	66	90130-X166	90130-X266	90130-X366	90130-X466
68	68	-	-	-	90130-X468

NOTES :

- 1. FOR ASSEMBLY, SEE SHEET 1.
- 2. REFER TO LEGEND FOR PLATING OPTIONS.



STYLE: - 3. RIGHT ANGLE VERSION

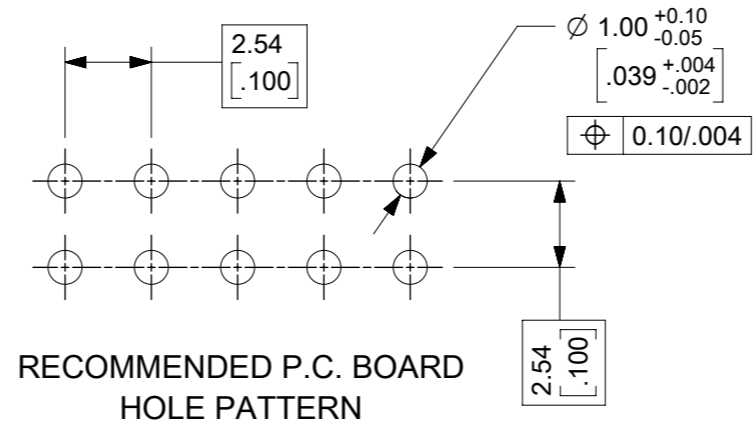
- 1 - TYPE A:
3.0µm MIN. TIN OVER 1.27µm - 2.54µm NICKEL.
- 2 - TYPE E:
0.38µm MIN. GOLD IN SELECTED AREA
& 3.0µm MIN. TIN IN SELECTED AREA
OVER 1.3µm MIN. NICKEL OVERALL.
- 3 - TYPE F:
0.76µm MIN. GOLD IN SELECTED AREA.
& 3.0µm MIN. TIN IN SELECTED AREA
OVER 1.3µm MIN. NICKEL OVERALL.
- 4 - TYPE G:
0.05 - 0.10µm GOLD FLASH IN SELECTED AREA
& 3.0µm MIN. TIN IN SELECTED AREA
OVER 1.3µm MIN. NICKEL OVERALL.

THIS DRAWING CONTAINS INFORMATION THAT IS PROPRIETARY TO MOLEX ELECTRONIC TECHNOLOGIES, LLC AND SHOULD NOT BE USED WITHOUT WRITTEN PERMISSION											
DIMENSION UNITS MM/IN		SCALE NTS		CURRENT REV DESC: REMOVED OBSOLETE PART NUMBER AS PER PCN#512063.				molex		C-GRID III DUAL ROW STRAIGHT SHROUDED HEADER	
GENERAL TOLERANCES (UNLESS SPECIFIED)						EC NO: 713759					
		MM		INCH		DRWN: SANTHN		2022/09/13		PRODUCT CUSTOMER DRAWING	
4 PLACES ±		±		± 0.004		CHK'D: GB		2022/10/07		DOCUMENT NUMBER	
3 PLACES ±		± 0.1		±		APPR: GB		2022/10/07		DOC TYPE	
2 PLACES ±		±		±		INITIAL REVISION:		1988/08/23		DOC PART	
1 PLACE ±		±		±		DRWN: KS		2010/02/19		REVISION	
0 PLACES ±		±		±		APPR: MLONG		SDA-90130		PSD 001 CA6	
ANGULAR TOL ± 0.5°		±		±		DRAFT WHERE APPLICABLE MUST REMAIN WITHIN DIMENSIONS		THIRD ANGLE PROJECTION		DRAWING	
								A3-SIZE		SERIES	
								90130		MATERIAL NUMBER	
								SEE TABLE		CUSTOMER	
								GENERAL MARKET		SHEET NUMBER	
								4 OF 6			

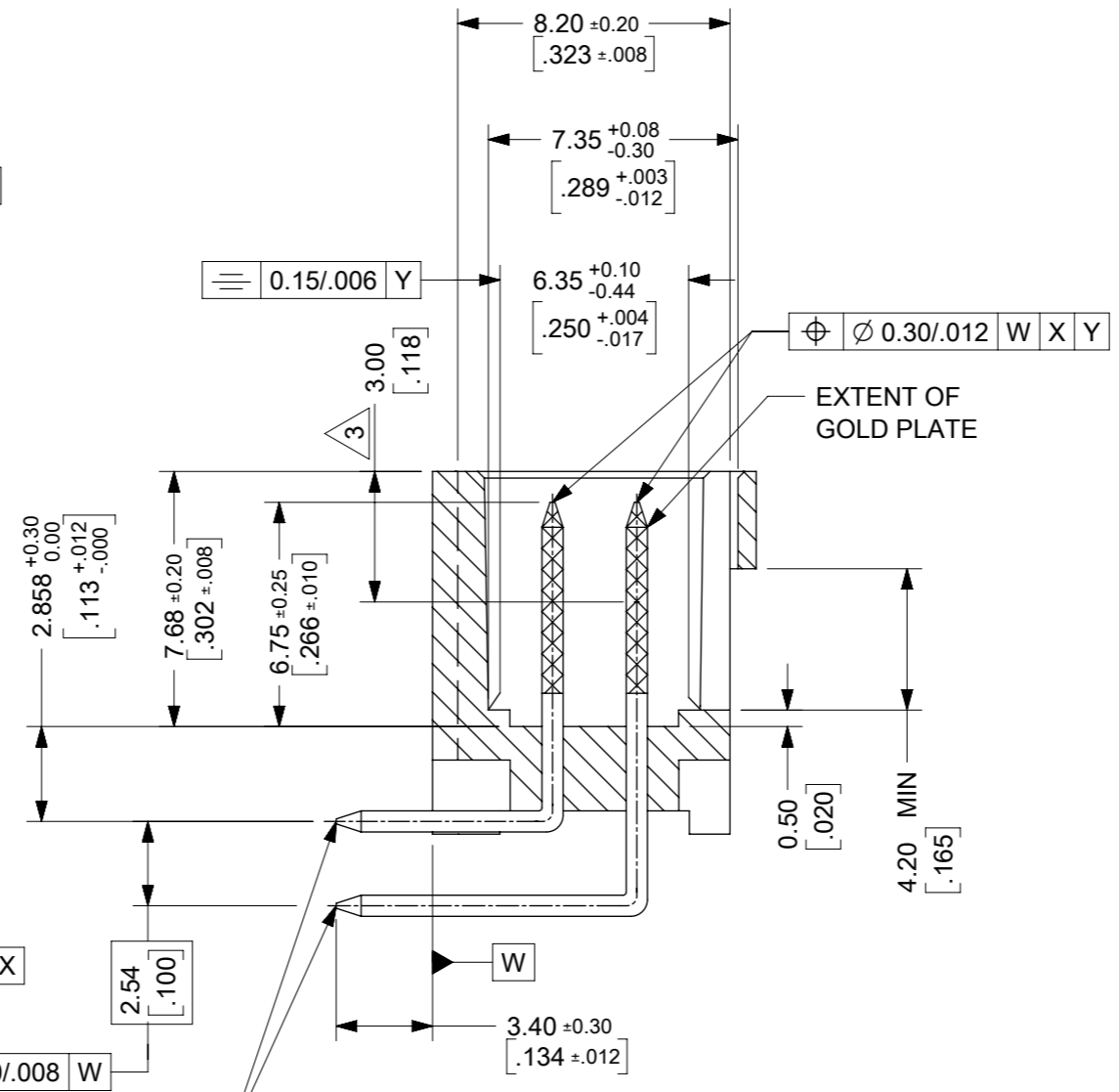
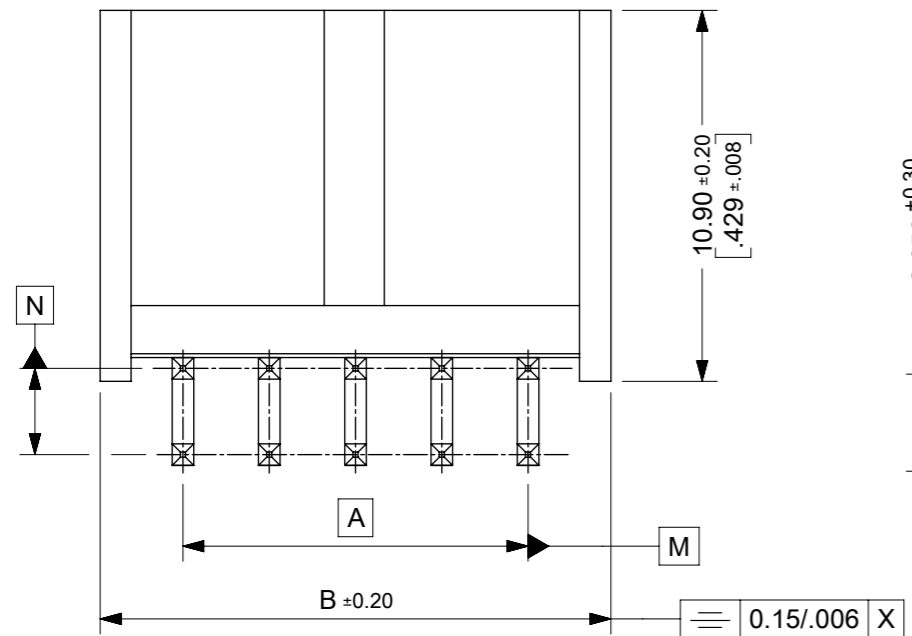
CKT	DIM A	DIM B	DIM C
30	(35.56)/ 1.400	(40.44)/ 1.592	(38.60)/ 1.520



VERSION FULLY LOADED



RECOMMENDED P.C. BOARD HOLE PATTERN



SECTION K-K

- NOTES :
- MATERIAL:-
 - PIN:- (0.65)/.0255 SQ. BRASS WIRE.
 - HOUSING:- 15% GLASS FILLED POLYESTER
 - UL 94 V-0 COLOUR BLACK
 - FOR PLATING VERSIONS AND VOID VERSIONS SEE SHEET 2.
 - MEASUREMENT POINT FOR MINIMUM PLATING THICKNESS.
 - FOR PRODUCT SPEC SEE PS-99020-0001
 - RECOMMENDED PCB THICKNESS: 2.4mm

THIS DRAWING CONTAINS INFORMATION THAT IS PROPRIETARY TO MOLEX ELECTRONIC TECHNOLOGIES, LLC AND SHOULD NOT BE USED WITHOUT WRITTEN PERMISSION											
DIMENSION UNITS		SCALE		CURRENT REV DESC: REMOVED OBSOLETE PART NUMBER AS PER PCN#512063.							
MM/IN		NTS									
GENERAL TOLERANCES (UNLESS SPECIFIED)											
		MM		INCH							
4 PLACES		±		±							
3 PLACES		±		± 0.004							
2 PLACES		±		0.1							
1 PLACE		±		±							
0 PLACES		±		±							
ANGULAR TOL		± 0.5°									
DRAFT WHERE APPLICABLE MUST REMAIN WITHIN DIMENSIONS				THIRD ANGLE PROJECTION		DRAWING		SERIES		MATERIAL NUMBER	
						A3-SIZE		90130		SEE TABLE	
										CUSTOMER	
										GENERAL MARKET	
										SHEET NUMBER	
										5 OF 6	

DOCUMENT STATUS	P1	RELEASE DATE	2022/10/07	06:42:03
-----------------	----	--------------	------------	----------

VERSION FULLY LOADED					
NO OF CKTS	HSG CKT SIZE	PART NUMBER			
		PLATING TYPE A	PLATING TYPE E	PLATING TYPE F	PLATING TYPE G
30	30	90130-X130	-	-	-

NOTES :

- FOR ASSEMBLY, SEE SHEET 1.
- REFER TO LEGEND FOR PLATING OPTIONS.

90130 - * * *



INDICATES CIRCUIT HOUSING SIZE

PLATING TYPES

STYLE: 9 - RIGHT ANGLE VERSION (3.40mm)

- 1 - TYPE A:
3.0µm MIN. TIN OVER 1.27µm - 2.54µm NICKEL.
- 2 - TYPE E:
0.38µm MIN. GOLD IN SELECTED AREA & 3.0µm MIN. TIN IN SELECTED AREA OVER 1.3µm MIN. NICKEL OVERALL.
- 3 - TYPE F:
0.76µm MIN. GOLD IN SELECTED AREA. & 3.0µm MIN. TIN IN SELECTED AREA OVER 1.3µm MIN. NICKEL OVERALL.
- 4 - TYPE G:
0.05 -0.10µm GOLD FLASH IN SELECTED AREA & 3.0µm MIN. TIN IN SELECTED AREA OVER 1.3µm MIN. NICKEL OVERALL.

THIS DRAWING CONTAINS INFORMATION THAT IS PROPRIETARY TO MOLEX ELECTRONIC TECHNOLOGIES, LLC AND SHOULD NOT BE USED WITHOUT WRITTEN PERMISSION											
DIMENSION UNITS MM/IN		SCALE NTS		CURRENT REV DESC: REMOVED OBSOLETE PART NUMBER AS PER PCN#512063.				molex		C-GRID III DUAL ROW STRAIGHT SHROUDED HEADER	
GENERAL TOLERANCES (UNLESS SPECIFIED)				EC NO: 713759 DRWN: SANTHN 2022/09/13 CHK'D: GB 2022/10/07 APPR: GB 2022/10/07							
				INITIAL REVISION:				DOCUMENT NUMBER		DOC TYPE	
4 PLACES ±		±		DRWN: KS 1988/08/23				SDA-90130		PSD 001	
3 PLACES ±		± 0.004		APPR: MLONG 2010/02/19				CA6		REVISION	
2 PLACES ±		0.1 ±		DRAFT WHERE APPLICABLE MUST REMAIN WITHIN DIMENSIONS				SEE TABLE		GENERAL MARKET	
1 PLACE ±		±		THIRD ANGLE PROJECTION				DRAWING		SERIES	
0 PLACES ±		±		A3-SIZE				90130		SHEET NUMBER	
ANGULAR TOL ± 0.5°								MATERIAL NUMBER		CUSTOMER	
DOCUMENT STATUS		P1		RELEASE DATE		2022/10/07 06:42:03		GENERAL MARKET		6 OF 6	