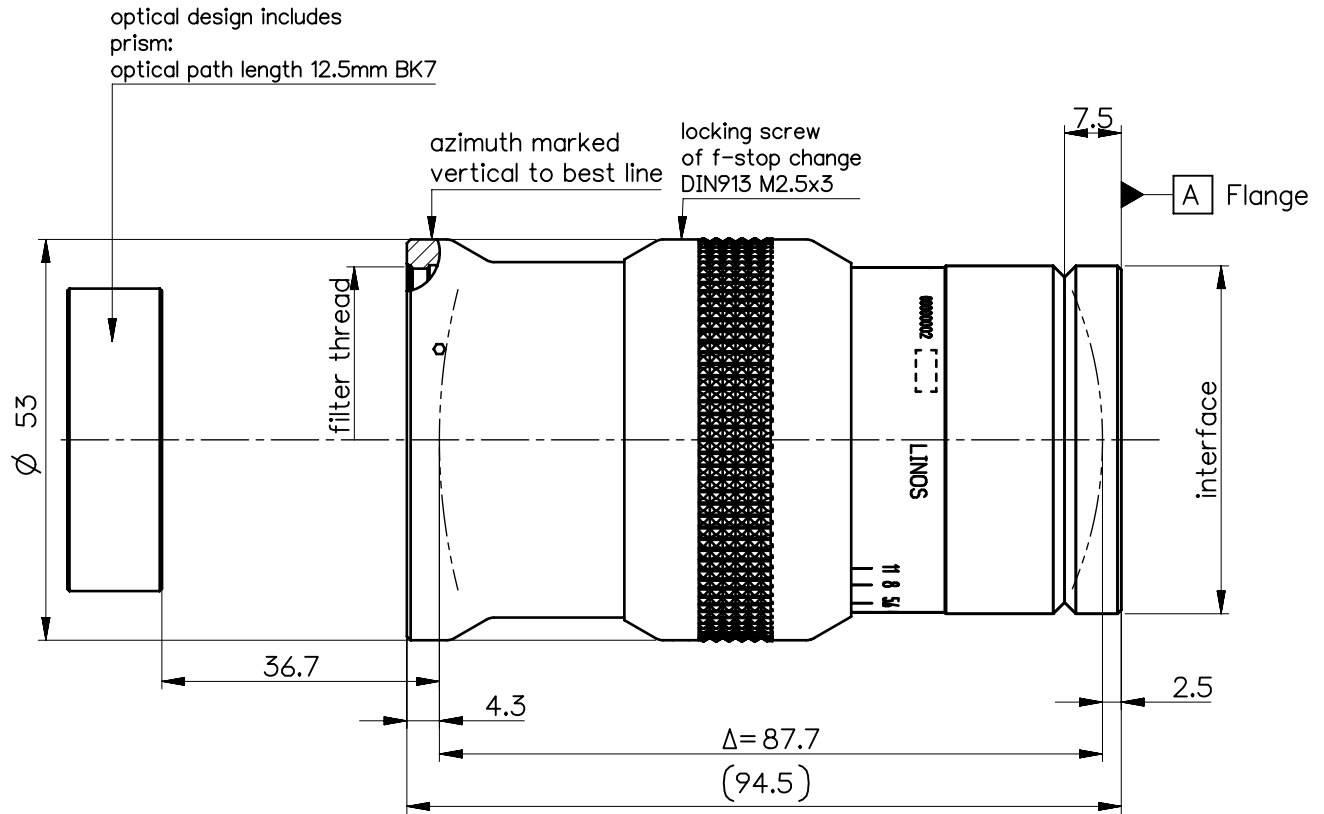
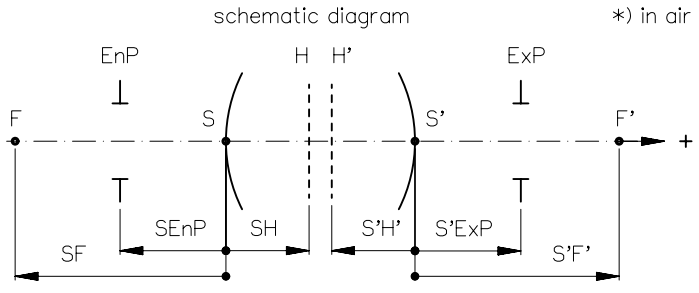


order number	lens name
0703-105-000-20	inspec.x L 4/105 -3x prism
0703-107-824-00	inspec.x L prism module



Specification		ON	7604-9363
image circle max. (mm)	82	working distance (mm)	40 - 34
focal length f' (mm)	105.0	interface	V-groove Ø46 h7
magnification β' [range]	-3 [-2.8 ... -3.3]	filter thread	M46 x0.75
spectral range λ (nm)	400 - 750	weight (g)	440

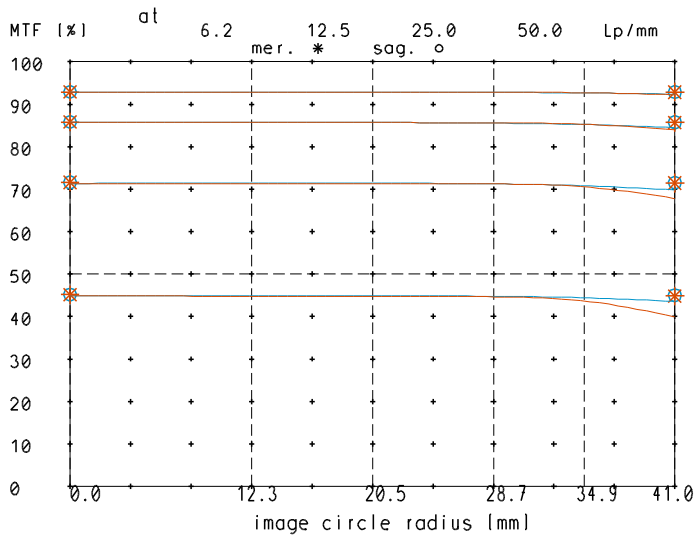


design includes CCD cover glass:		yes 0.4mm Suprasil		
SF (mm)	-54.7	f-stop	Ø EnP	Ø Exp
S'F' (mm) *	41.8	4	26.9	26.0
HH' (mm) *	-25.8	5.6	19.2	18.6
SH (mm)	50.3	8	13.4	13.0
S'H' (mm) *	-63.2	11	9.8	9.5
SEnP (mm)	53.6			
S'Exp (mm) *	-60.0			

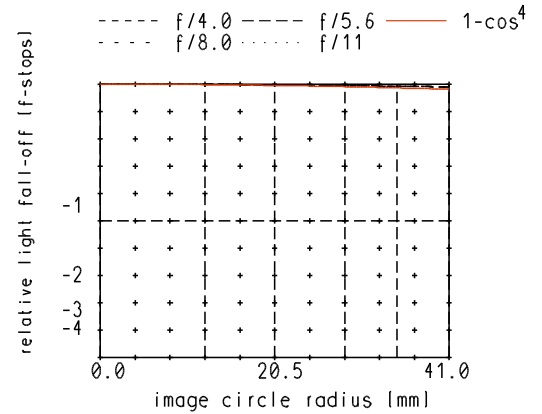
NX PROTECTIVE NOTE "DIN ISO 16016" TO BE OBSERVED	EU-D	AL-T1A	US-D	US-ML	not export controlled
	REV	ECC	DATE	APPROVED	PDM Status Freigabe
	a	Neuausg			-
	b	11-027	06.09.11	Schiffe	SCALE 1:1
	c	11-358	21.02.12	Kuehne	MATERIAL
	d	11-358	21.02.12	Kuehne	TITLE
e	15-0640	12.08.15	K-Janced	inspec.x L 4/105 -3x prism	
f	16-0357	03.07.16	Labarte	prepared for prism use	
GENERAL TOLERANCE OF DIMENSION, FORM, POS. ISO 2768-mH				DRAWING NO. 0703-105-100-00-0001f	
BASIC TOLERANCING PRINCIPLE ISO 8015				SHEET 1 OF 1	
FIRST ISSUE 25.03.10 Labarte				REPLACES	
CHKD 25.03.10 Schaeffler					
DIN A 4 ALL DIMENSIONS ARE IN MM AND INCLUDE SURFACE TREATMENT					

inspec.x_L_4/105_-3x_prism

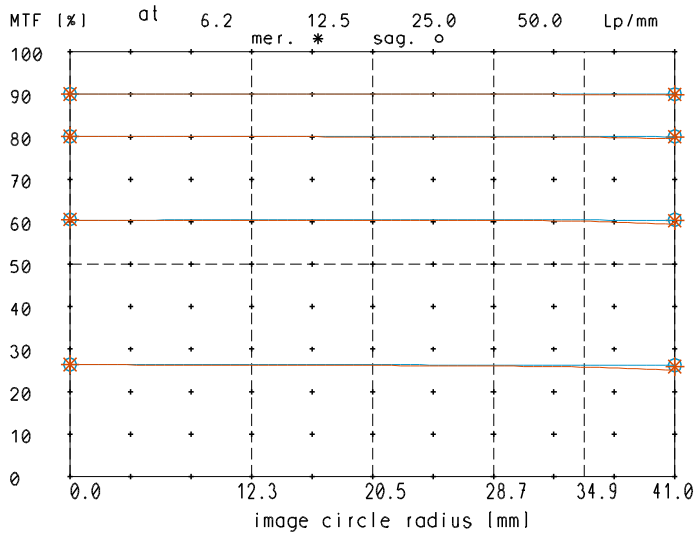
MTF at ratio -3.0 f/ 4.0



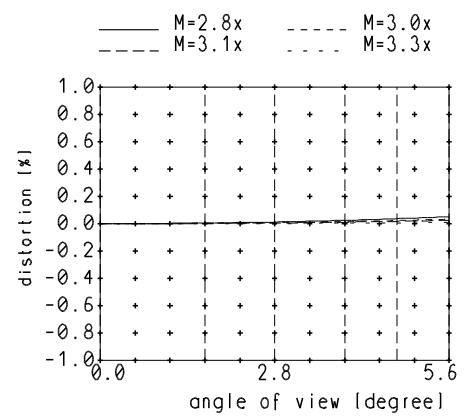
relative light fall-off at ratio -3.0



MTF at ratio -3.0 f/ 5.6

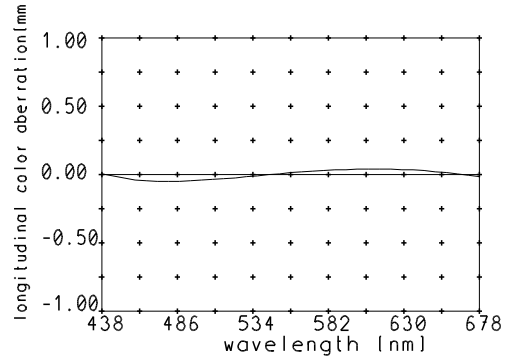


Distortion at ratio 2.8x to 3.3x



— sagittal. o Diffraction limited value
 — meridional * Diffraction limited value

Longitudinal color aberration at ratio -3.0



Named frequencies (line pairs/mm) in modular transfer function (MTF) as well as diagrams of relative light fall-off, distortion and longitudinal color aberration refer to film plane.