

- 1
- 2
- 3
- 4
- 5
- 6
- 7
- 8
- 9
- 10
- 11
- 12
- 13
- 14
- 15
- 16
- 17
- 18

GUIDE PROFILE

Polyethylene based (HMWPE) technopolymer, natural colour.

BRACKET

AISI 304 stainless steel.

FEATURES AND APPLICATIONS

GLS guide rail with shaped profile is used for the side guide of products with different dimensions on conveyor belts (Fig.1), without leaving traces on the containers.

High molecular weight polyethylene (HMWPE) has a high wear resistance; it is particularly suitable for high-speed movements due to its low coefficient of friction.

They are generally used with GLT or GLP-12 guide rails (Fig.2) in case of products with important vertical dimensions. Supplied in bars of 1500 or 3000 mm length.

ACCESSORIES ON REQUEST

Guide rail clamps MPG-T-S, MPG-2T, MPG-T.



Fig.1

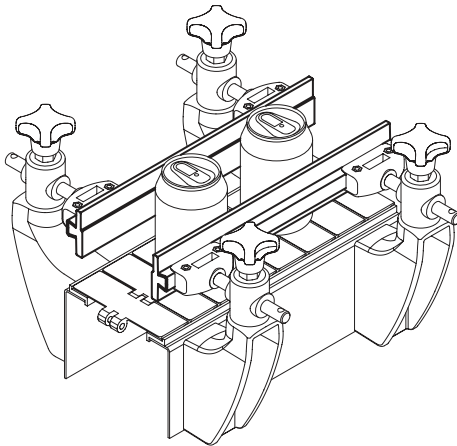
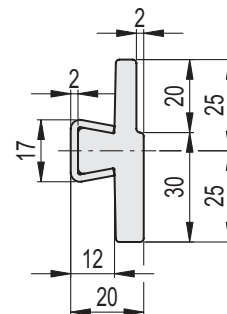
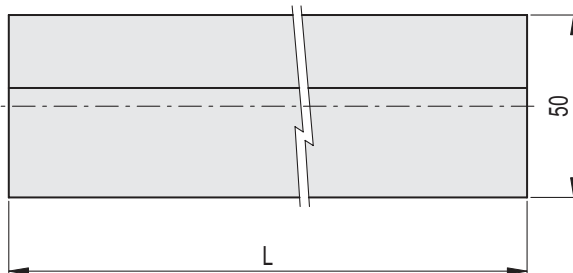
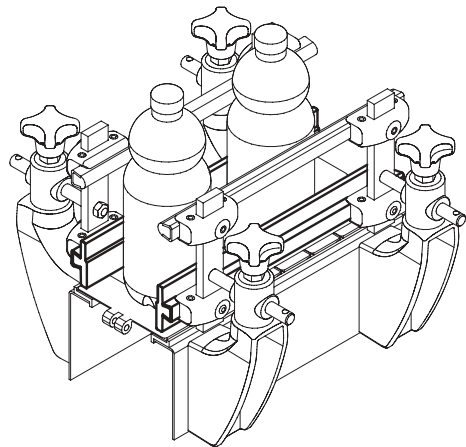


Fig.2



INOX STAINLESS STEEL METRIC

Code	Description	L	⚖️
419211	GLS-50-30-1500	1500	1553
419212	GLS-50-30-3000	3000	2070