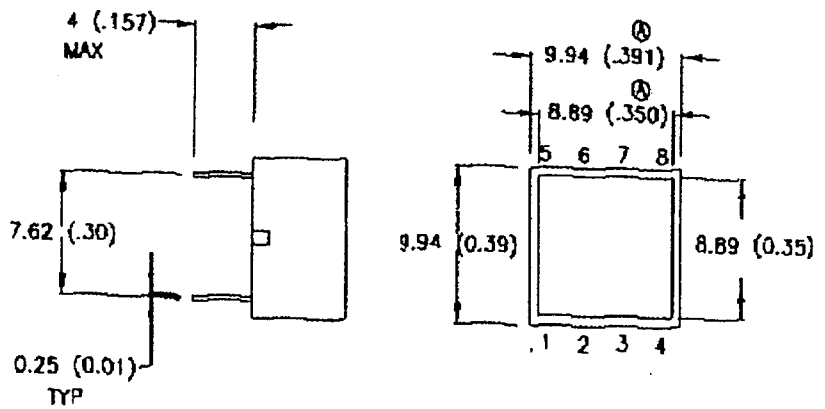


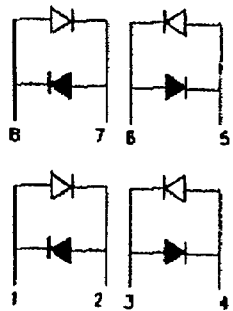
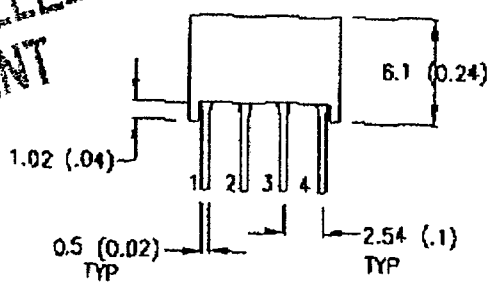
DATE	REVISIONS	A
9-16-96	E.C.N. #10241/	A

DRAWING NUMBER	REV
SSB-LX2965IGW	A

APPROVED



UNCONTROLLED DOCUMENT



UNIT: mm (INCHES)  
TOLERANCE: ±0.25 (±0.01) UNLESS OTHERWISE SPECIFIED.

ELECTRO-OPTICAL CHARACTERISTICS  $T_a = 25^\circ\text{C}$   $I_f = 20\text{mA}$

PARAMETER	MIN	TYP	MAX	UNITS	TEST COND
PEAK WAVELENGTH		635 (RED) 565 (GREEN)		nm	
FORWARD VOLTAGE (R/G)		2.1	2.8	V <sub>f</sub>	
REVERSE VOLTAGE	5.0			V <sub>r</sub>	$I_f = 100\mu\text{A}$
AXIAL INTENSITY (R/G)		25		md	$I_f = 20\text{mA}$
VIEWING ANGLE		180		2x theta	
EMITTED COLOR	RED/GREEN				
EPOXY LENS FINISH	MILKY WHITE DIFFUSED				

LIMITS OF SAFE OPERATION AT 25°C

PARAMETER	MAX	UNITS
PEAK FORWARD CURRENT*(R/G)	150	mA
STEADY CURRENT (R/G)	30/25	mA
POWER DISSIPATION (R/G)	105	mW
DERATE FROM 25°C	-0.37	mW/°C
OPERATING, STORAGE TEMP	-20 TO +85	°C
LEAD SOLDERING TEMP	+260	°C
2.0mm FROM BODY		3 SEC. MAX

\* I < 10uS

RELIABILITY NOTE

OUR MANY YEARS OF EXPERIENCE DATA ACCUMULATION INDICATE THAT SOLDER HEAT IS A MAJOR CAUSE OF EARLY AND FUTURE FAILURE. PLEASE PAY ATTENTION TO YOUR SOLDERING PROCESS.

		290 E. HELLEN ROAD PALATINE, ILLINOIS 60067 (847) 359-2790	
<small>CONFIDENTIAL INFORMATION          THE INFORMATION CONTAINED IN THIS DOCUMENT IS THE PROPERTY OF LUMEX OPTO/COMPONENTS, INC. EXCEPT AS SPECIFICALLY AUTHORIZED BY WRITING BY LUMEX OPTO/COMPONENTS, INC., THE HOLDER OF THIS DOCUMENT SHALL KEEP ALL INFORMATION CONTAINED HEREIN CONFIDENTIAL AND SHALL PROTECT SAME IN WHOLE OR IN PART FROM DISCLOSURE AND OBSERVATION TO ALL THIRD PARTIES.</small>			
DATE:	12-20-95	OWN:	APPD:
SCALE:	N/A	<i>DU</i>	<i>SS</i>
8.89mm x 8.89mm LIGHT BAR, RED/GREEN BICOLOR, MILKY WHITE DIFFUSED			
PAGE 1 OF 1	DRAWING NUMBER		REV
	SSB-LX2965IGW		A

06/24/98 13:56

TX/RX NO. 6462

P.001

Ent BY: LUMEX INC.;

At: 16129298307

16009442790;

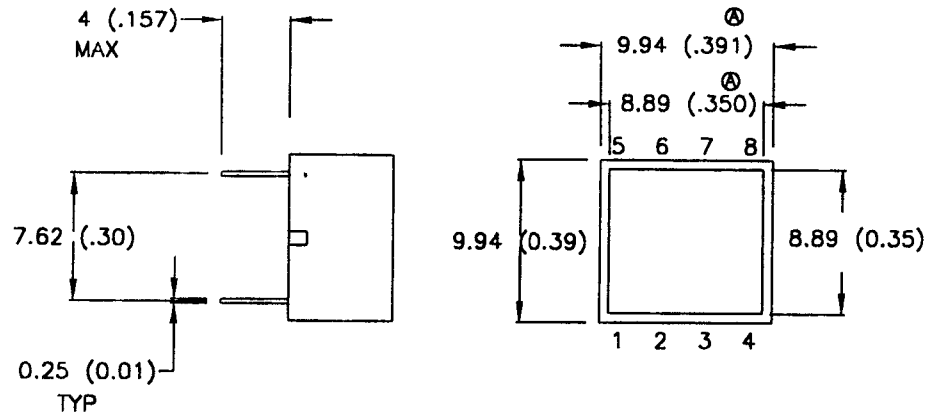
24 Jun 96 13:59; Job 514;Page 1/1

DATE	REVISIONS	REV
9-16-96	E.C.N. #10241./	A

DRAWING NUMBER	REV
SSB-LX2950IYW	A

ELECTRO-OPTICAL CHARACTERISTICS  $T_A = 25^\circ\text{C}$   $I_f = 20\text{mA}$

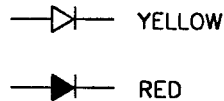
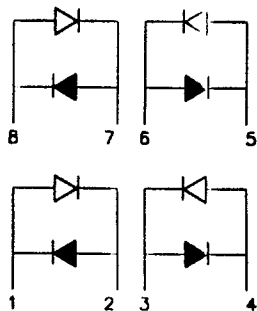
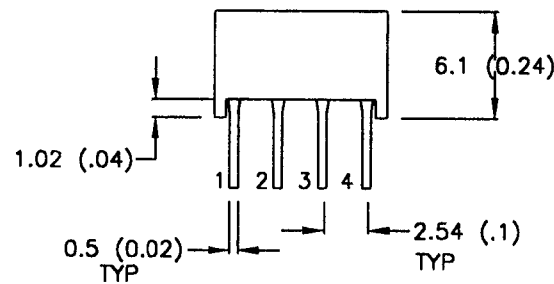
PARAMETER	MIN	TYP	MAX	UNITS	TEST COND
PEAK WAVELENGTH		635 (RED) 585 (YELLOW)		nm	
FORWARD VOLTAGE (R/Y)		2.1	2.8	$V_f$	
REVERSE VOLTAGE	5.0			$V_r$	$I_f = 100\mu\text{A}$
AXIAL INTENSITY (R/Y)		25		mcd	$I_f = 20\text{mA}$
VIEWING ANGLE		160		$2x$ theta	
EMITTED COLOR		RED/YELLOW			
EPOXY LENS FINISH		MILKY WHITE DIFFUSED			



LIMITS OF SAFE OPERATION AT 25°C

PARAMETER	MAX	UNITS
PEAK FORWARD CURRENT*(R/Y)	150	mA
STEADY CURRENT (R/Y)	30	mA
POWER DISSIPATION (R/Y)	105	mW
DERATE FROM 25°C	-0.42	mW/°C
OPERATING, STORAGE TEMP	-20 TO +85	°C
LEAD SOLDERING TEMP	+260	°C
2.0mm FROM BODY		3 SEC. MAX

\*  $t < 10\mu\text{s}$



RELIABILITY NOTE

OUR MANY YEARS OF EXPERIENCE DATA ACCUMULATION INDICATE THAT SOLDER HEAT IS A MAJOR CAUSE OF EARLY AND FUTURE FAILURE. PLEASE PAY ATTENTION TO YOUR SOLDERING PROCESS.

**LUMEX**  
OPTO COMPONENTS INC.

290 E. HELLEN ROAD  
PALATINE, ILLINOIS 60067  
(847) 359-2790

CONFIDENTIAL INFORMATION  
THE INFORMATION CONTAINED IN THIS DOCUMENT IS THE PROPERTY OF LUMEX OPTO/COMPONENTS, INC. EXCEPT AS SPECIFICALLY AUTHORIZED IN WRITING BY LUMEX OPTO/COMPONENTS, INC., THE HOLDER OF THIS DOCUMENT SHALL KEEP ALL INFORMATION CONTAINED HEREIN CONFIDENTIAL AND SHALL PROTECT SAME IN WHOLE OR IN PART FROM DISCLOSURE AND DISSEMINATION TO ALL THIRD PARTIES.

DATE: 12-20-95	DWN:	CHK'D:	APPD:
SCALE: N/A			

8.89mm x 8.89mm LIGHT BAR, RED/YELLOW BICOLOR,  
MILKY WHITE DIFFUSED

UNIT: mm (INCHES)  
TOLERANCE:  $\pm 0.25$  ( $\pm 0.01$ ) UNLESS OTHERWISE SPECIFIED.