

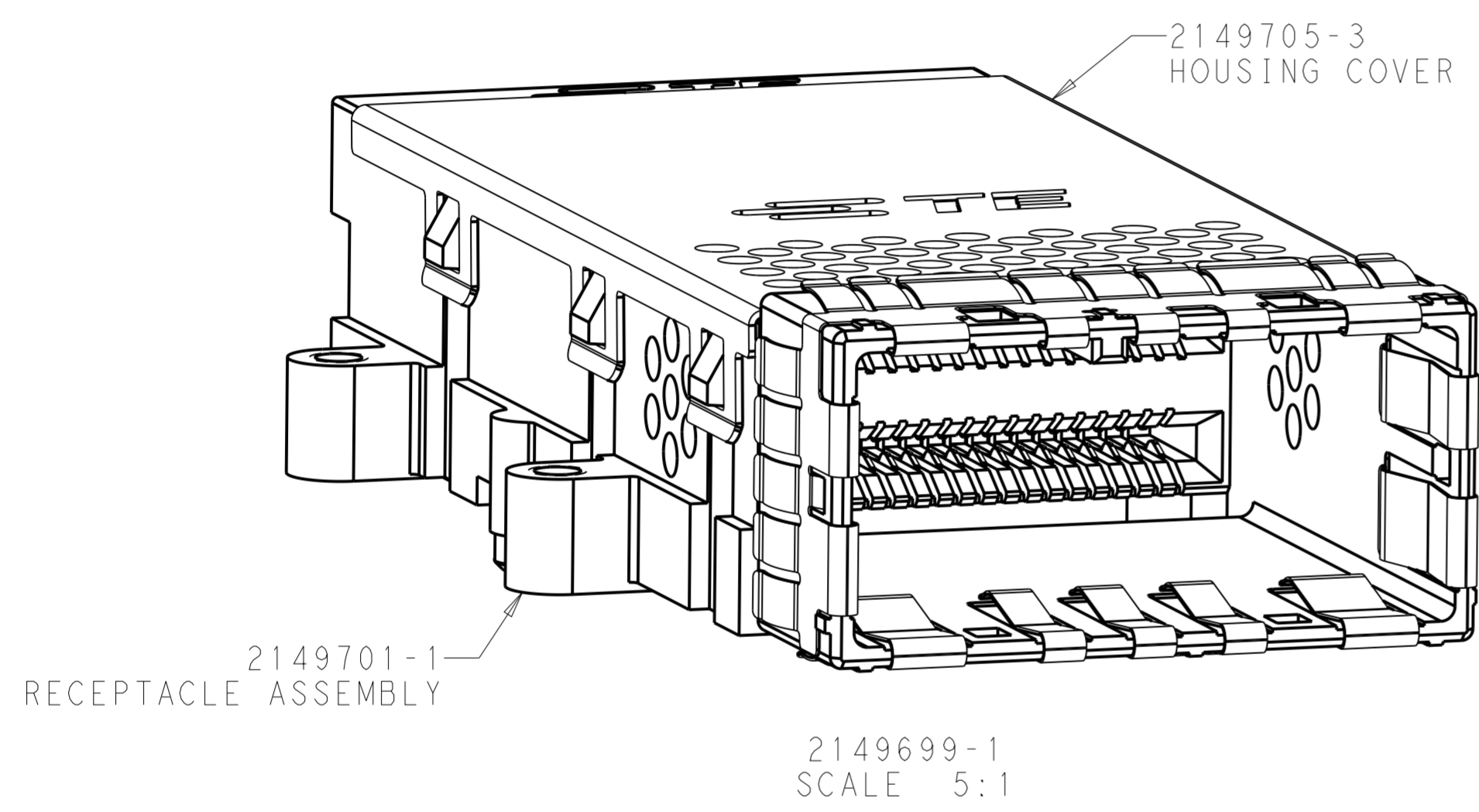
THIS DRAWING IS UNPUBLISHED. RELEASED FOR PUBLICATION 20
 © COPYRIGHT 20 BY - ALL RIGHTS RESERVED.

REVISIONS				
P	LTR	DESCRIPTION	DATE	APVD
A		RELEASED ECO-14-003843	27MAR2014	LAW SB

- 1. PCB THICKNESS = 1.44 MIN
- 2. FOR HOLE SIZE AND FINISHES SEE APPLICATION SPECIFICATION 114-13283
- 3. THE ENTIRE AREA OF THE CONNECTOR FOOTPRINT, INDICATED BY CROSSHATCHING, TO BE CONSIDERED THE KEEPOUT AREA FOR COMPONENTS AND SIGNAL TRACES, TOP SIDE ONLY, TOP SIDE TRACES ALLOWED WITHIN CONNECTOR HOLE PATTERN, CROSSHATCHING TO BE CONDUCTIVE
- 4. MOUNTING HARDWARE REQUIRED:
M2X0.4 (4): MOUNTING SCREW LENGTH = BOARD THICKNESS + 8mm MAX

- 5. MATERIALS:
HOUSING - ZINC ALLOY
RECEPTACLE HOUSING - LCP, BLACK, UL 94V-0 RATED
CHICKLET - LCP, BLACK, UL 94V-0 RATED
CONTACT - PHOSPHOR BRONZE
EMI SPRING - COPPER ALLOY
- 6. FINISH:
CONTACT - CONFORMS TO THE REQUIREMENTS OF TE PRODUCT SPECIFICATION 108-2426, BASED ON EIA/ECA-364-1000.01A, (CONTROLLED ENVIRONMENT APPLICATIONS) ON MATING INTERFACE, MATTE TIN PLATE OVER NICKEL UNDER PLATE ON COMPLIANT PIN
HOUSING - NICKEL PLATE

7. NOTE DELETED

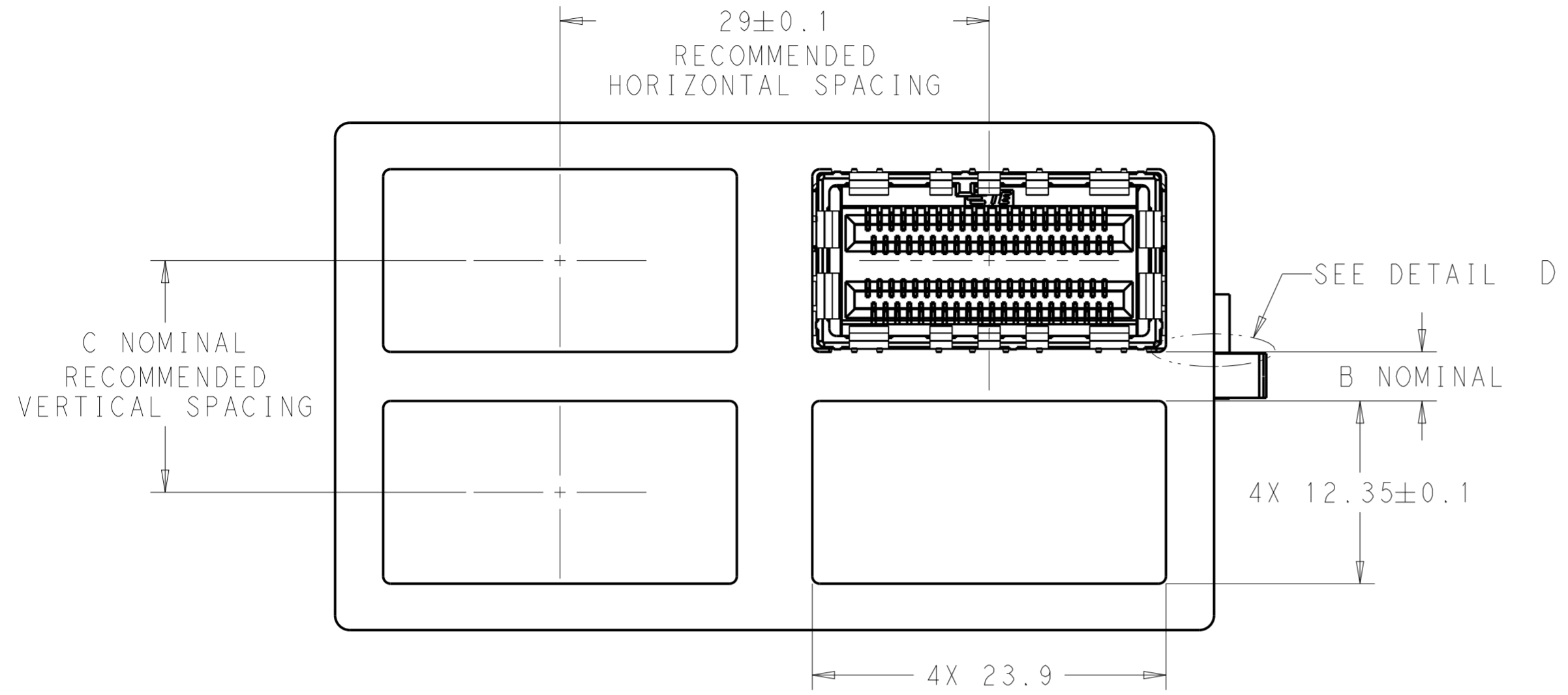


OBSOLETE	2149701-2	7	84 POSITION RECEPTACLE ASSEMBLY WITH COVER	2149699-2
	2149701-1	6	84 POSITION RECEPTACLE ASSEMBLY WITH COVER	2149699-1
	84 POSITION RECEPTACLE ASSEMBLY	FINISH	DESCRIPTION	PART NUMBER

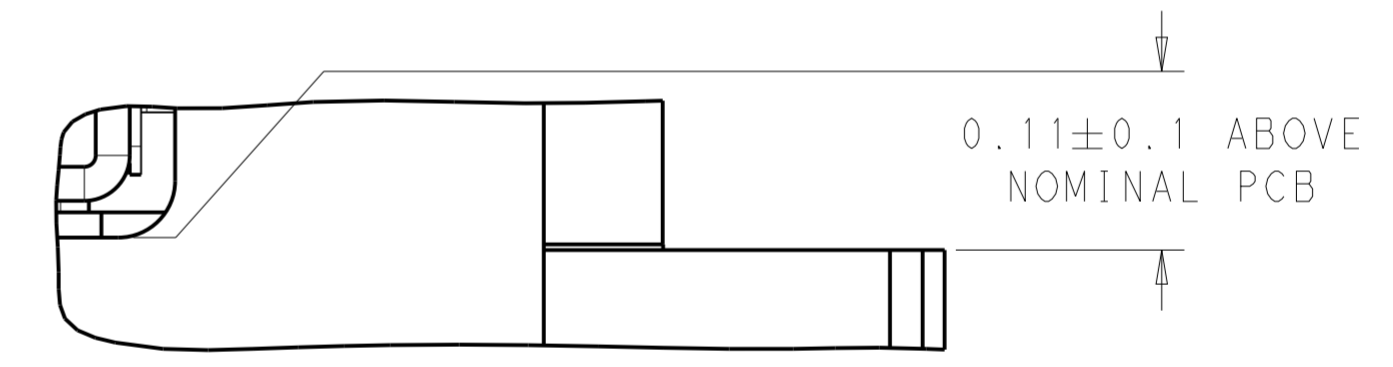
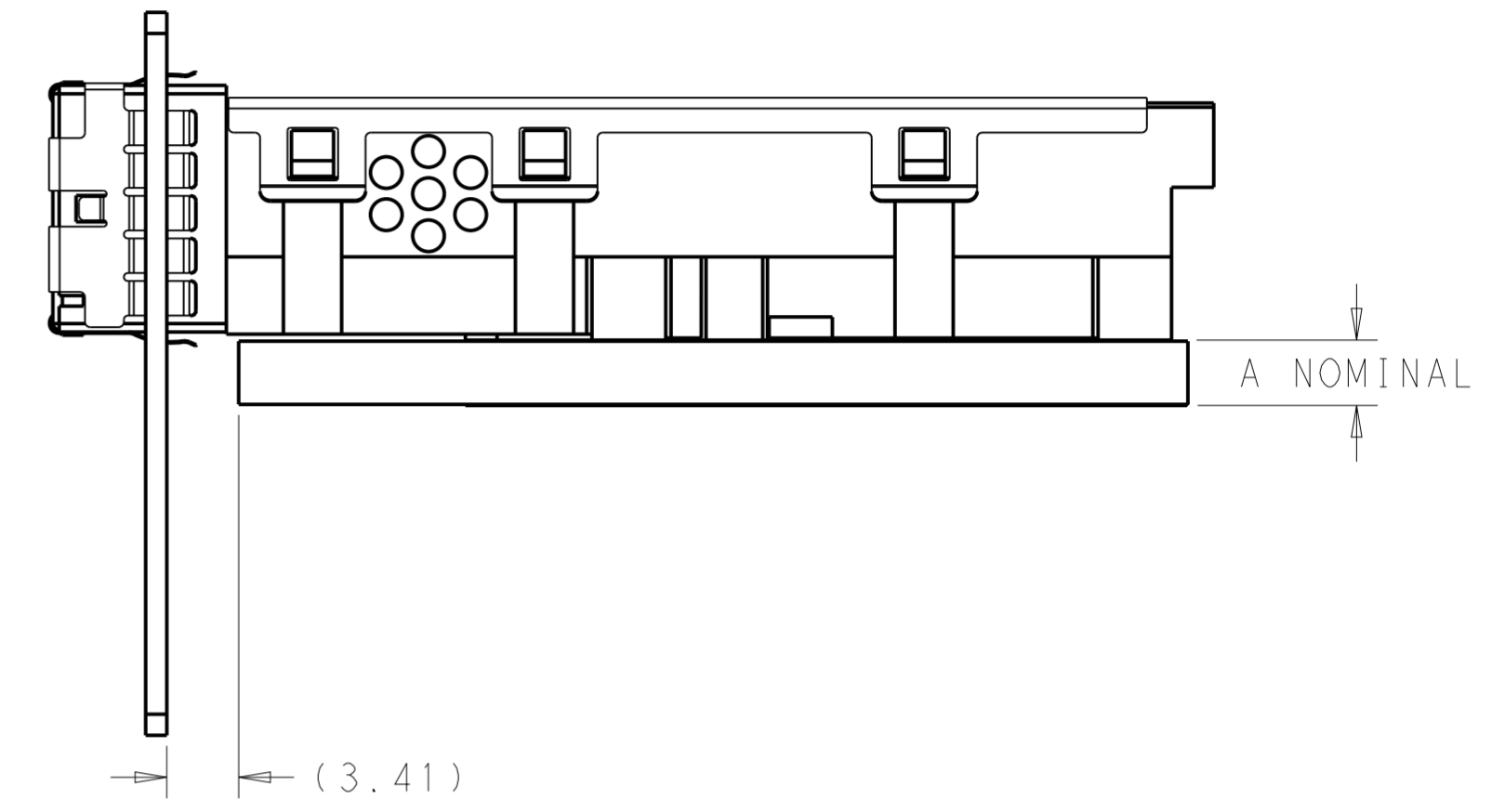
THIS DRAWING IS A CONTROLLED DOCUMENT. DIMENSIONING AND TOLERANCING PER ASME Y14.5M-2009		DWN M.E. COWHER 22SEP2010	STE TE Connectivity
DIMENSIONS: mm		CHK M.D. MORRISON 06OCT2010	
TOLERANCES UNLESS OTHERWISE SPECIFIED:		APVD M.D. MORRISON 06OCT2010	NAME RECEPTACLE ASSEMBLY WITH COVER, BELLY-BELLY, STANDARD, 84 POSITION, CXP
0 PLC ±0.2	1 PLC ±0.1	PRODUCT SPEC 108-2426	SIZE 114-13283
2 PLC ±0.05	3 PLC ±	APPLICATION SPEC	RESTRICTED TO
4 PLC ±	ANGLES ±1°	WEIGHT	A200779 C-2149699
FINISH		Customer Drawing	SCALE 1:1 SHEET 1 OF 3 REV A

THIS DRAWING IS UNPUBLISHED. RELEASED FOR PUBLICATION 20
 © COPYRIGHT 20 BY - ALL RIGHTS RESERVED.

REVISIONS				
P	LTR	DESCRIPTION	DATE	APVD
-	-	SEE SHEET 1	-	-



RECOMMENDED BRACKET LAYOUT
SCALE 3:1



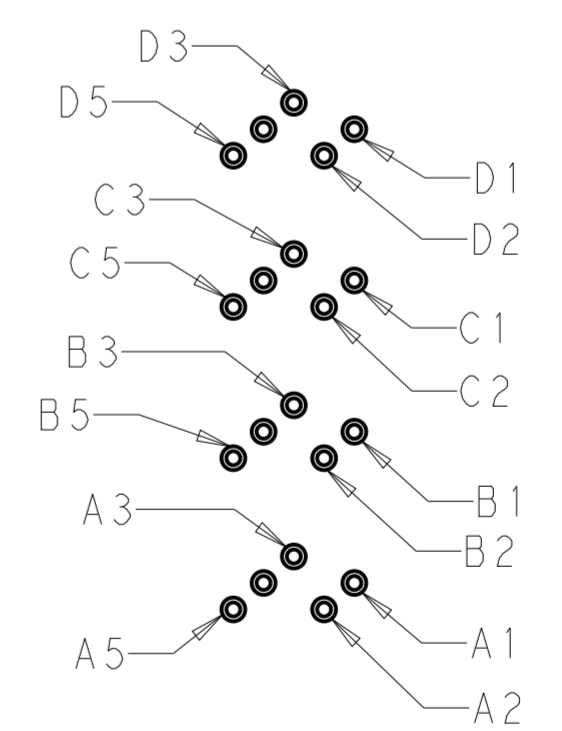
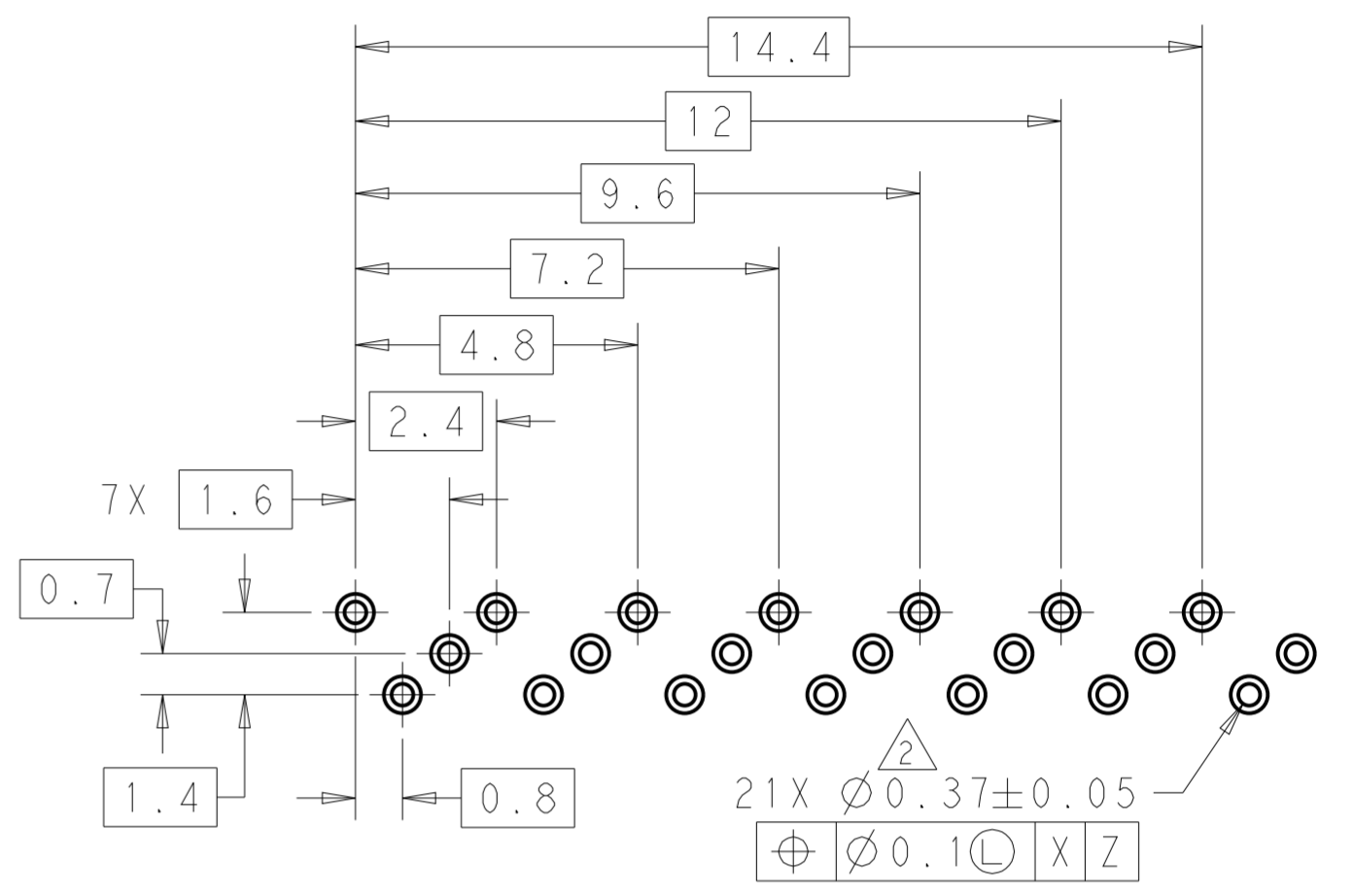
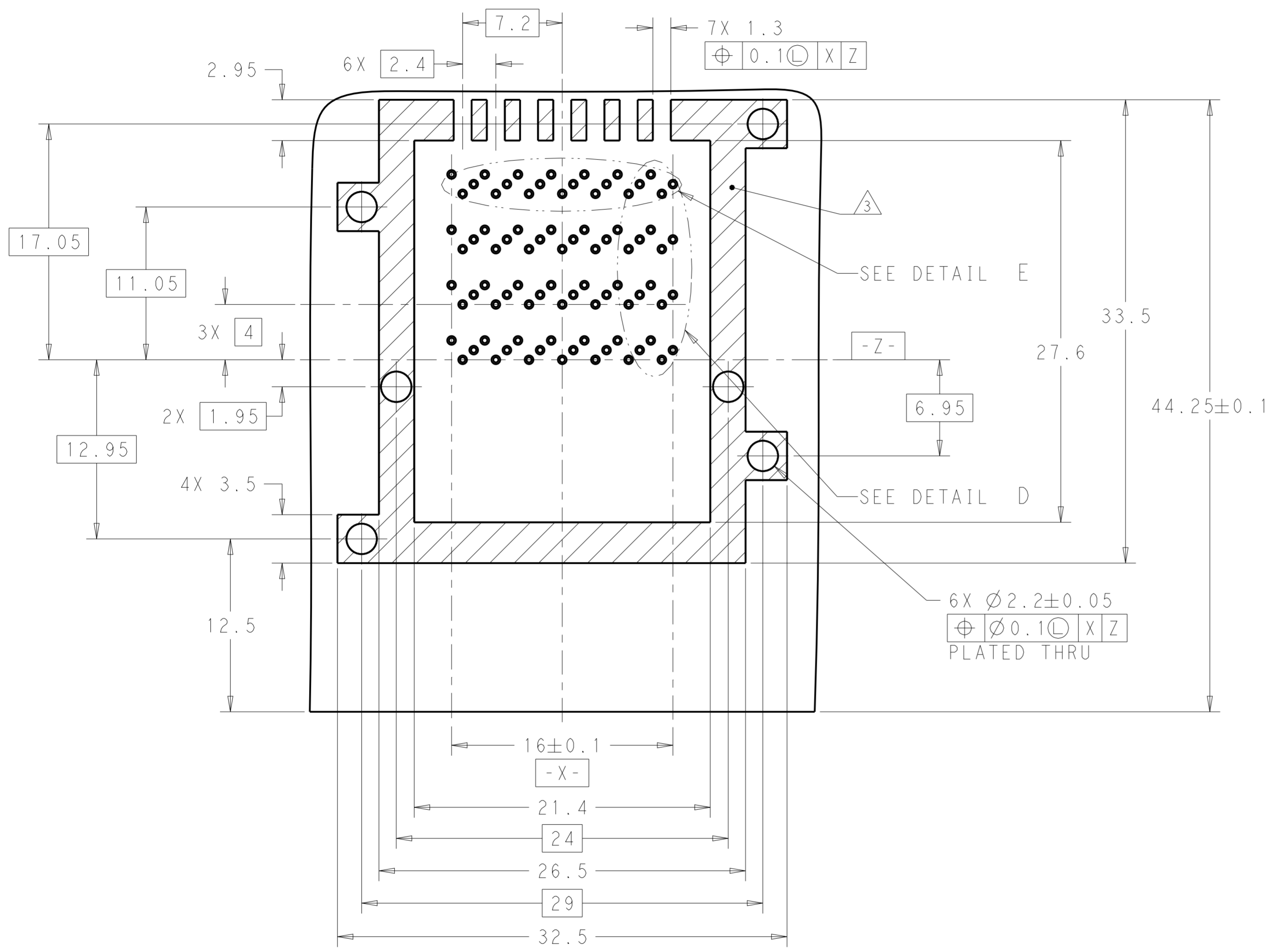
DETAIL D
SCALE 15:1

12.57+A	0.22+A	PCB THICKNESS
C	B	A

THIS DRAWING IS A CONTROLLED DOCUMENT. DIMENSIONING AND TOLERANCING PER ASME Y14.5M-2009		DWN M.E. COWHER 22SEP2010	STE TE Connectivity	
DIMENSIONS: mm		CHK M.D. MORRISON 06OCT2010		
TOLERANCES UNLESS OTHERWISE SPECIFIED:		APVD M.D. MORRISON 06OCT2010	NAME RECEPTACLE ASSEMBLY WITH COVER, BELLY-BELLY, STANDARD, 84 POSITION, CXP	
0 PLC ±0.2	1 PLC ±0.1	PRODUCT SPEC 108-2426	SIZE A200779	CAGE CODE C-2149699
2 PLC ±0.05	3 PLC ±	APPLICATION SPEC 114-13283	SCALE 1:1	SHEET 2 OF 3
4 PLC ±	ANGLES ±1°	WEIGHT -	RESTRICTED TO -	REV A
MATERIAL FINISH		Customer Drawing		

THIS DRAWING IS UNPUBLISHED. RELEASED FOR PUBLICATION 20
 © COPYRIGHT 20 BY - ALL RIGHTS RESERVED.

REVISIONS				
P	LTR	DESCRIPTION	DATE	APVD
-		SEE SHEET 1	-	-



RECOMMENDED PCB LAYOUT COMPONENT SIDE SHOWN SCALE 4:1

THIS DRAWING IS A CONTROLLED DOCUMENT. DIMENSIONING AND TOLERANCING PER ASME Y14.5M-2009		DWN: 22SEP2010 M.E. COWHER CHK: 06OCT2010 M.D. MORRISON APVD: 06OCT2010 M.D. MORRISON	TE Connectivity	
DIMENSIONS: mm	TOLERANCES UNLESS OTHERWISE SPECIFIED:	PRODUCT SPEC: 108-2426	NAME: RECEPTACLE ASSEMBLY WITH COVER, BELLY-BELLY, STANDARD, 84 POSITION, CXP	
	0 PLC ±0.2 1 PLC ±0.1 2 PLC ±0.05 3 PLC ± 4 PLC ±	APPLICATION SPEC: 114-13283	SIZE: A2	CAGE CODE: 00779
MATERIAL:	ANGLES ±1° FINISH	WEIGHT: -	DRAWING NO: C-2149699	RESTRICTED TO: -
Customer Drawing			SCALE: 1:1	SHEET: 3 OF 3 REV: A