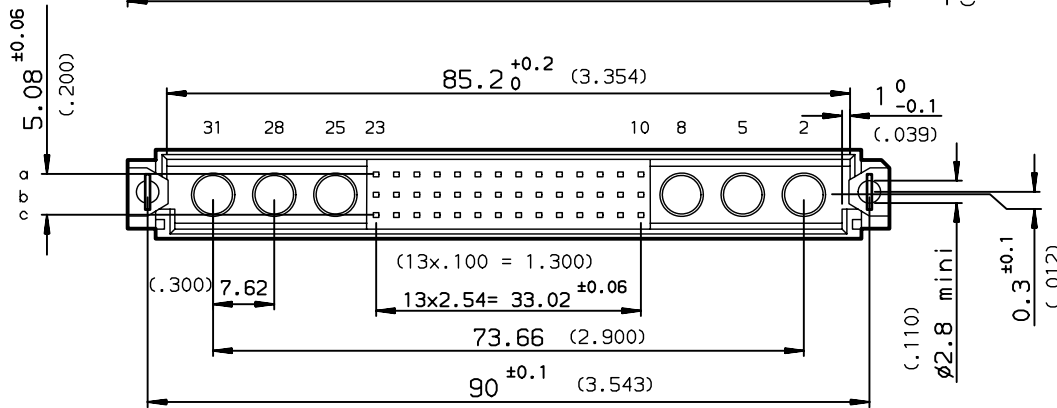
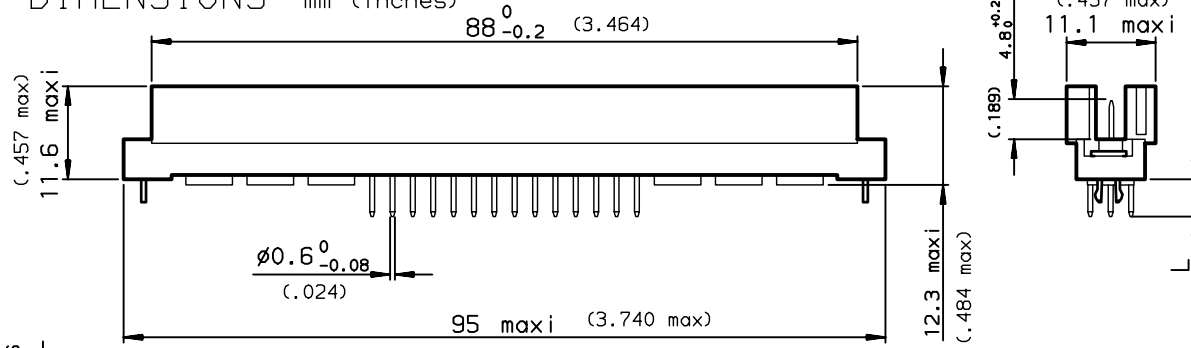
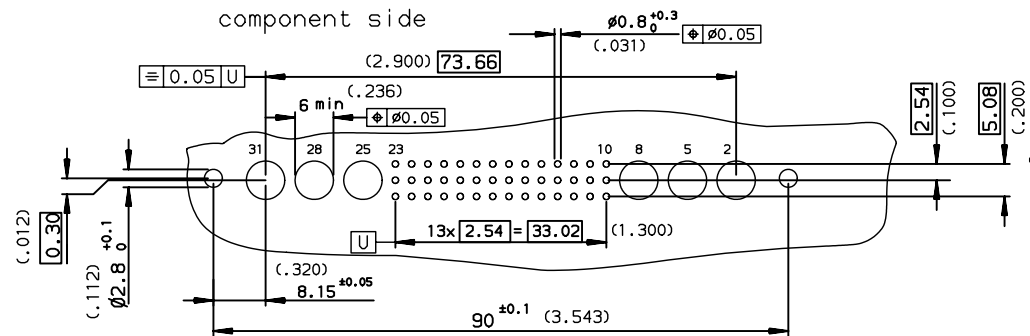


DIMENSIONS mm (inches)



PART NUMBER		8609			E8				5
PIN OUT		rows a-b-c	3	42					
		rows a-c	4	28					
NUMBER OF CONTACTS									
TERMINATION		L = 2.70 ±0.25 (.106)							24
		L = 4.65 ±0.25 (.183)							14
OPTIONS		no option							7
		with harpoons							H
									A
									R
PERFORMANCE CLASS		DIN 41612 class 3							4
		DIN 41612 class 2							5
		DIN 41612 class 1							6
TERMINATION TYPE		TIN LEAD							000E1
		LEAD FREE							E1LF

PCB DRILLING



GENERAL CHARACTERISTICS AND ROHS INFORMATIONS:

SEE DRAWING C-8609-0000A

European Views

www.fciconnect.com		surface	tolerance std	projection	mm
		ISO 1302	ISO 406 ISO 1101		
		TOLERANCES UNLESS OTHERWISE SPECIFIED			
Dr	ROUILLARD	1996/02/22	0.X	±0.1	size
Eng	TARON	1996/02/22	0.XX	±0.1	A3
Chr	LEGARE	1996/02/22	0.XX' ±2'	±0.1	Scale
Appr	LEGARE	1996/02/22			1.5
Product family		DIN 8609	Spec ref		ECN LS06-0095
title		STRAIGHT MALE WITH SPECIAL CONTACTS			Rev.
catalog no		SOLDER TO BOARD			C
dwg no		C-8609-0506			
CUSTOMER		sheet 1 of 1			

rev	ecn no	dr	date
A	-	-	1996/02/22
B	LS05-001	JTA	2005/03/02
C	LS06-0095	LGO	2006/06/26
-	-	-	-
-	-	-	-
-	-	-	-



Copyright FCI.