

MATERIALS AND FINISHES

BODY, RING BRASS
PLATED SEE TABLE

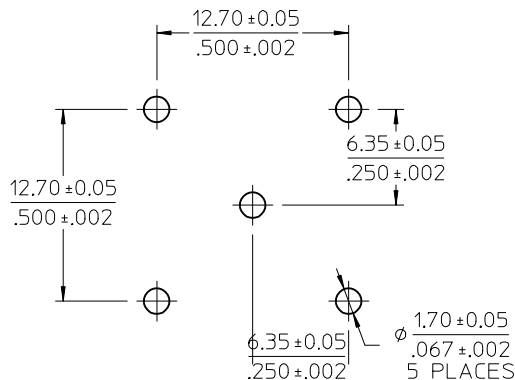
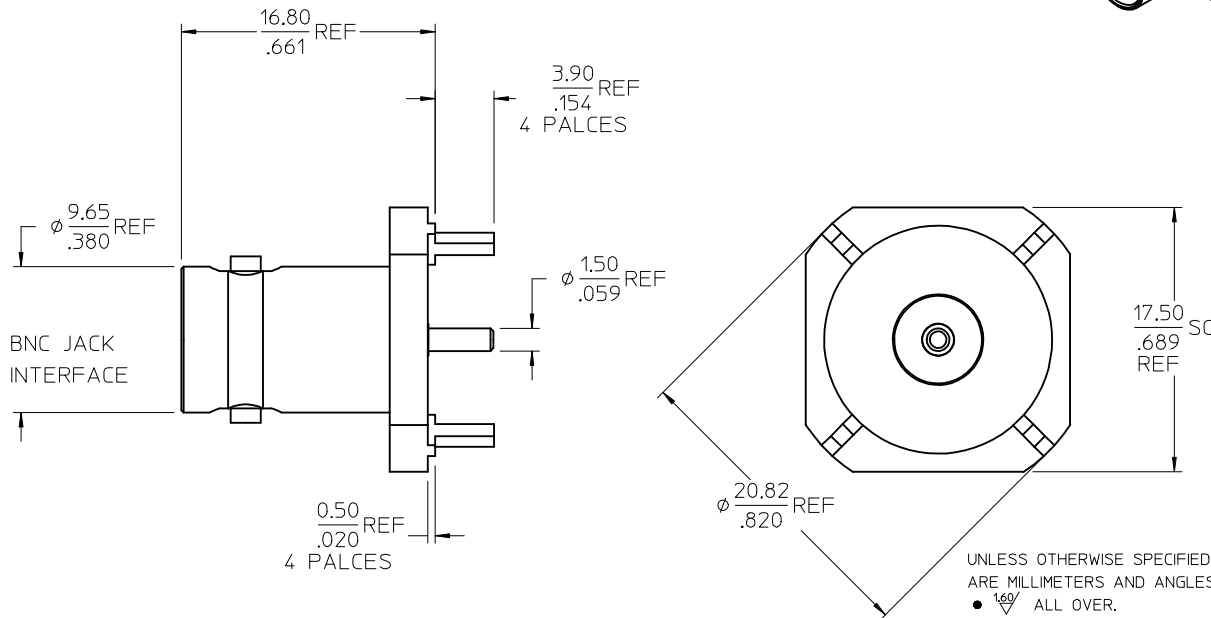
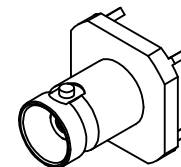
CENTER CONTACT PHOSPHOR BRONZE
PLATED SEE TABLE

INSULATOR TEFLON

CHARACTERISTICS:

- A. ELECTRICAL - IMPEDANCE: 50 OHM
 FREQUENCY RANGE: 4 GHz
 TYPICAL VSWR: 1.30 UP TO 4 GHz
 PROOF VOLTAGE: 2000 VOLTS
 WORKING VOLTAGE: 500 VOLTS

B. ENVIRONMENTAL - -55° TO +155° C



- UNLESS OTHERWISE SPECIFIED DIMS ARE MILLIMETERS AND ANGLES ARE DEGREES.
- $\frac{1}{16}$ ALL OVER.
 - NO CHATTER OR NON-UNIFORM SURFACE FINISH ALLOWED.
 - PARTS TO BE FREE OF BURRS & SHARP EDGES 0.13(0.005) MAX BREAK.
 - EXTERNAL THREADS TO BE ROLLED OR SINGLE POINT.
 - DIAMETERS TO BE CONCENTRIC WITHIN 0.08(0.003) TIR.

73133-5005	BODY: SILVER(200 MICROINCHES MIN)/CONTACT: SILVER(200 MICROINCHES MIN)
73133-5003	BODY: NICKEL(70 MICROINCHES MIN)/CONTACT: GOLD(10 MICROINCHES MIN)
73133-5001	BODY: NICKEL(70 MICROINCHES MIN)/CONTACT: SILVER(200 MICROINCHES MIN)

MIL-STD-348A, FIG. 301.2	INTERFACE
SPECIFICATION	DESCRIPTION

PART NO.	PLATING
----------	---------

CHG: REDREW IN SD CHANGED ALL DIMS FROM IN/MM TO MM/IN ADDED PLATING THICKNESSES ADDED INTERFACE SPEC TABLE ADDED DIM Ø1.50 REF	EC NO: URF2005-0116 DRW:FLAHERT 2004/10/08 CHKD:SSFAH 2004/10/08 APPR:JWIENER 2004/10/08	QUALITY SYMBOLS ▽=0 ▽=0	GENERAL TOLERANCES (UNLESS SPECIFIED) 4 PLACES ± --- ± --- 3 PLACES ± --- ± --- 2 PLACES ± --- ± --- 1 PLACE ± --- ± --- ANGULAR ± 2°	DIMENSION STYLE MM/IN DRAWN BY DATE CHECKED BY DATE APPROVED BY DATE	SCALE DESIGN UNITS METRIC THIRD ANGLE PROJECTION	TITLE BNC VERTICAL PCB RECEPTACLE, 50 OHMS EWR-2604 BNC-J/PCB	MATERIAL NO. SEE TABLE	DOCUMENT NO. SD-73133-500	SHEET NO. 1 OF 1				
										DRAFT WHERE APPLICABLE MUST REMAIN WITHIN DIMENSIONS	MOLEX INCORPORATED	THIS DRAWING CONTAINS INFORMATION THAT IS PROPRIETARY TO MOLEX INCORPORATED AND SHOULD NOT BE USED WITHOUT WRITTEN PERMISSION	
													SIZE C