

PRODUCT NUMBER
10063545-XYHXLF

LEAD FREE

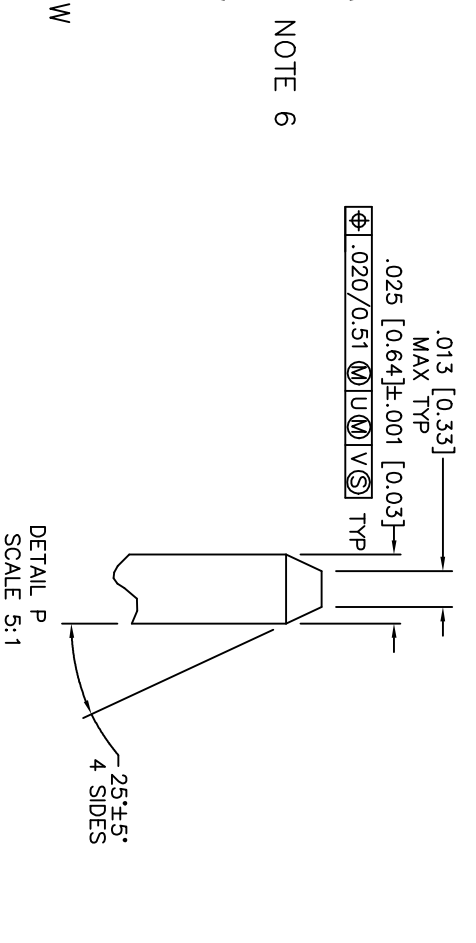
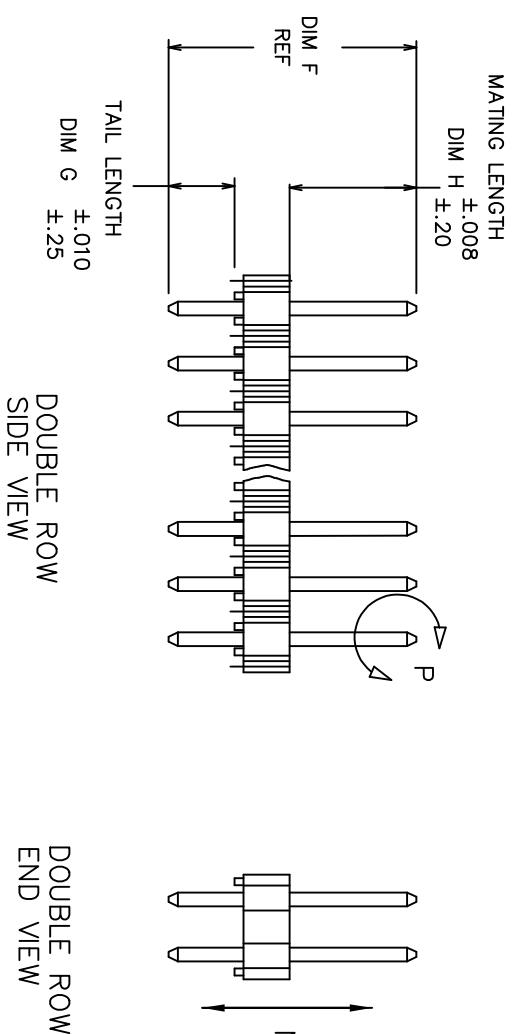
NONE = WITH TAPE(WITHOUT WATER PROOF BAG)
B = WITHOUT TAPE(WITH WATER PROOF BAG)
W = WITH TAPE(WITH WATER PROOF BAG)

HIGH TEMPERATURE PLASTIC
SEE NOTE 1

NO OF POSITIONS
SEE NOTE 3

PIN PLATING
SEE SHEET 2

BASE PART NO.



NOTE 6

DETAIL P
SCALE 5:1
TYP BOTH ENDS

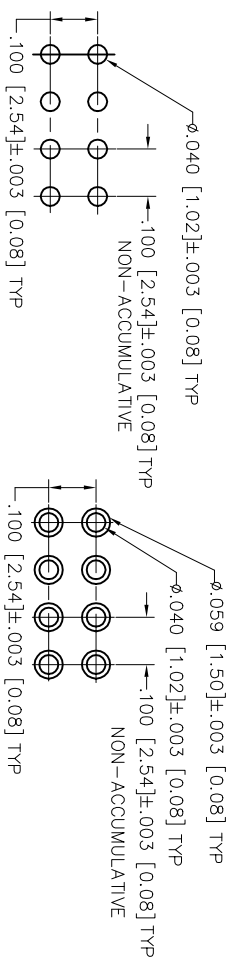
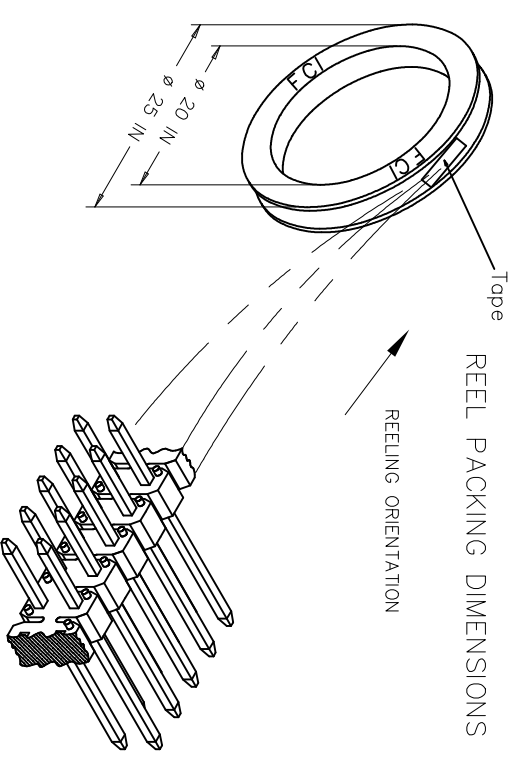
Mat'l. code	NOTES 1 & 2		surface	tolerance	projection	product family
tr	ecn no	dir	ISO 1302	ISO 1101	INCH/MM	BERGSTIK
F	ELX-N-1976	JH	12/17/14	linear	MM/0.003	BERGSTIK HEADER D/R
G	ELX-N-2004	JH	01/19/15	linear	MM/0.003	.100/2.54cc STRAIGHT
H	ELX-N-3185	MZ	10/23/18	linear	MM/0.003	
J	ELX-N-32690	MZ	2/15/19	linear	MM/0.003	
K	ELX-N-4656	YQ	11/22/22	linear	MM/0.003	
chr						
pppd						
sheet index	revision	sheet	1	2		

title	product family	dwg no	sheet 1 of 2	size
BERGSTIK HEADER D/R .100/2.54cc STRAIGHT	BERGSTIK	10063545	1	A3
type	Product Customer	Drawing		

PRODUCT NUMBER	TOT. PIN LGTH.		TAIL LENGTH		MATING LENGTH		PACKAGING	CUSTOMER P/N
	DIM F	DIM F	DIM G	DIM G	DIM H	DIM H		
	ENGLISH	METRIC	ENGLISH	METRIC	ENGLISH	METRIC		
10063545-400H	0.645	16.4	0.091	2.30	0.455	11.56	REEL	A0943643Z0000
10063545-400HLF	0.645	16.4	0.091	2.30	0.455	11.56	REEL	A-C731-3340-0-00
10063545-400HBLF	0.645	16.4	0.091	2.30	0.455	11.56	REEL	A3C0294550000
10063545-401HLF	0.575	14.6	0.094	2.40	0.38	9.66	REEL	
10063545-440HT	0.938	23.83	0.120	3.05	0.718	18.24	TUBE	

NOTES

- BODY MATERIAL : MANUFACTURER'S OPTION OF LCP
FLAME RETARDENT PER UL94 V-0.
COLOR: BLACK
- PIN MATERIAL : BRASS.
- EVEN NUMBER OF POSITIONS FROM 2 (2X1) THROUGH 72 (2X36)
FOR BERGSTIK. -X00H INDICATES BERGSTRIIP PRODUCT.
FOR SPECIAL GEOMETRY OF THIS CONTINUOUS STRIP PRODUCT.
AUTOMATED REELS WILL CONTAIN 20,000 PINS.
SEE SPECIFIC PART NUMBERS FOR AVAILABILITY.
- MEASURED WITH PART IN RESTRAINED CONDITION.
- TWO SIDES OF PIN TIPS NOT PLATED. TYPICAL BOTH ENDS.
- 2LBS./0.9KG MIN PIN RETENTION IN EITHER DIRECTION.
- $\pm .010/0.25$ TOL APPLIES TO ALL "G" TAILS EXCEPT INDICATED PARTS ON TABLE WHERE $+ .010/0.25 - .000/0.00$ APPLIES.
- NOTCH CONFIGURATION WILL VARY PER VENDOR'S DISCRETION.
- TAIL LENGTH (DIM. G) TO BE $\pm .010/0.25$.
- POSITIONS PER ROW 37 TO 50 CAN BE PRODUCED, BUT FLATNESS AND CURVATURE MAY NOT BE HELD AS CLOSE AS 36 POSITIONS.
- TOTAL LENGTH= .100 [2.54] X NO DE COLUMNS
- ADD "LF" SUFFIX AT THE END OF PART NUMBER FOR LEAD FREE OPTION.
- PER CUSTOMER REQUEST TO USE TAPE TO ADHIBIT THE PRODUCT TO THE REEL AT START AND END.



RECOMMENDED HOLE PATTERN

RECOMMENDED HOLE PATTERN FOR PIP PROCESS

PIN PLATING CODES:	WIRE CODES:
10063545-4YYH/4YYHT	120U"/3.05U MIN 93/7 SnPb OVER 50U"/1.27U MIN NI
10063545-4YYHXLF	120U"/3.05U MIN TIN OVER 50U"/1.27U MIN NI

Mat'l. code	surface	tolerance	projection	product family
NOTES 1 & 2	ISO 1302	ASME Y14.5	INCH/MM	BERGSTIK
tr ecn no	dr	date	title	BERGSTIK HEADER D/R
K	angles	linear	scale 1:1	.100/2.54cc STRAIGHT
	dr	MHERNANDEZ	11/04/05	sheet 2 of 2
	engr	S.F.IERRD	11/04/05	size
	chr	S.F.IERRD	11/04/05	A3
sheet index	revision	pppd	S.F.IERRD	11/04/05
				Amphenol FCI
				type Product Customer Drawing