

Activated by the touch of a finger, our **Capacitive Switches** are ideal for many repetitive applications requiring a **rugged sealed** and **easy** to use switch solution.



- ⊞ Sealed to IP68 and IP69K
- ⊞ Momentary or latching functions
- ⊞ Large or thin ring illumination options
- ⊞ Long life operation – 50 million of cycles
- ⊞ 16, 19, 22 or 25mm diameter options
- ⊞ Easy to use and clean
- ⊞ Extremely robust and durable – IK10 rated
- ⊞ No operating force required – ideal for repetitive applications
- ⊞ Activated by the touch of a finger – even with surgeon gloves
- ⊞ Natural, black and red anodised options as well as 316L stainless steels

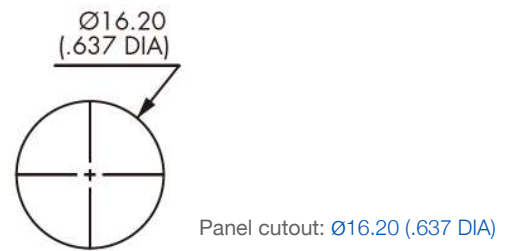


Specification

MC16

Type	Momentary / Latching
Materials	Case: Aluminium, Anodised and Stainless Steel
	Multi-wire leads section 0.22mm ² (length 300mm)
Maximum Current / Voltage Rating:	500mA at 5V, 12V or 24VDC
Supply Voltage	5, 12 or 24 VDC
Contact Resistance	20mΩ
LED state for output image option	1 LED: The LED is ON when output is closed. 2 LEDs: First colour is ON when the output is open. Second colour is ON when the output is closed.
Actuating force, typically	Zero Newton's (Touch Sensitive)
Life cycle	>50 Million

Panel Cutout Dimensions



Environmental Specification

Sealing	IP68 (2m depth for >30mins) IP69K
Operating temperature	-25°C to +55°C
RoHS	Compliant

Circuit Specification

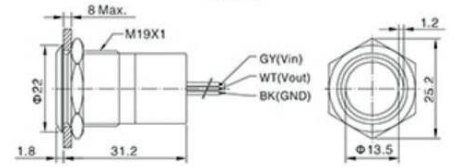
See wiring diagrams on page 326

19mm Illuminated



MC19

- Illuminated
- 300 mm lead



Specification

MC19

Type	Momentary / Latching
Materials	Case: Aluminium, Anodised and Stainless Steel Multi-wire leads section 0.22mm ² (length 300mm)
Maximum Current / Voltage Rating:	500mA at 5V, 12V or 24VDC
Supply Voltage	5, 12 or 24 VDC
Contact Resistance	20mΩ
LED state for output image option	1 LED: The LED is ON when output is closed. 2 LEDs: First colour is ON when the output is open. Second colour is ON when the output is closed.
Actuating force, typically	Zero Newton's (Touch Sensitive)
Life cycle	>50 Million

Panel Cutout Dimensions



Panel cutout: Ø19.20 (.756 DIA)

Environmental Specification

Sealing	IP68 (2m depth for >30mins) IP69K
Operating temperature	-25°C to +55°C
RoHS	Compliant

Circuit Specification

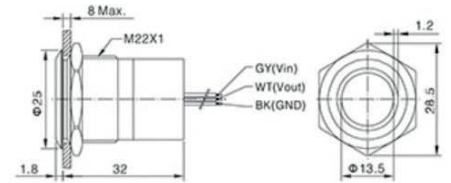
See wiring diagrams on page 326

22mm Illuminated



MC22

- Illuminated
- 300 mm lead



Specification

MC22

Type	Momentary / Latching
Materials	Case: Aluminium, Anodised and Stainless Steel Multi-wire leads section 0.22mm ² (length 300mm)
Maximum Current / Voltage Rating:	500mA at 5V, 12V or 24VDC
Supply Voltage	5, 12 or 24 VDC
Contact Resistance	20mΩ
LED state for output image option	1 LED: The LED is ON when output is closed. 2 LEDs: First colour is ON when the output is open. Second colour is ON when the output is closed.
Actuating force, typically	Zero Newton's (Touch Sensitive)
Life cycle	>50 Million

Panel Cutout Dimensions



Panel cutout: Ø22.20 (.874 DIA)

Environmental Specification

Sealing	IP68 (2m depth for >30mins) IP69K
Operating temperature	-25°C to +55°C
RoHS	Compliant

Circuit Specification

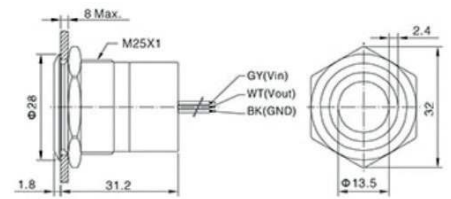
See wiring diagrams on page 326

25mm Illuminated



MC25

- Illuminated
- 300 mm lead



Specification

MC25

Type	Momentary / Latching
Materials	Case: Aluminium, Anodised and Stainless Steel
	Multi-wire leads section 0.22mm ² (length 300mm)
Maximum Current / Voltage Rating:	500mA at 5V, 12V or 24VDC
Supply Voltage	5, 12 or 24 VDC
Contact Resistance	20mΩ
LED state for output image option	1 LED: The LED is ON when output is closed. 2 LEDs: First colour is ON when the output is open. Second colour is ON when the output is closed.
Actuating force, typically	Zero Newton's (Touch Sensitive)
Life cycle	>50 Million

Panel Cutout Dimensions



Panel cutout: Ø25.20 (.992 DIA)

Environmental Specification

Sealing	IP68 (2m depth for >30mins) IP69K
Operating temperature	-25°C to +55°C
RoHS	Compliant

Circuit Specification

See wiring diagrams on page 326

Part No System

MC	XX	X	X	X	XX	XX
Series MC-Capacitive Switch	Switch Size 16 = 16mm 19 = 19mm 22 = 22mm 25 = 25mm	Switch Function M = Momentary L = Latching	Switch Status O = Normally Open C = Normally Closed	Colour / Material B = Black Anodised R = Red Anodised S = Stainless Steel	LED Colours GN = GREEN (1 LED) RD = RED (1 LED) AM = AMBER (1 LED) RG = RED + GREEN (2 LEDS) GR = GREEN + RED (2 LEDS) Blank = Non-illuminated	Voltage 05 = 5VDC 24 = 24VDC * No Suffix = 12VDC

Note:
 2 LED's option: when the output circuit open, first LED color lights. Second LED lights when the output circuit closes

Examples:
 MC16MOSRD = 16mm, Stainless Steel, Momentary Normally Open, Red Illumination, 12VDC
 MC22LOBRG24 = 22mm, Black Anodised, Catching Normally Open, Red and Green Illumination, 24VDC

Circuit Specifications

Wiring Diagrams				Legend
	1 LED		2 LEDS	
	Output Indicator	Output Indicator	Output Indicator	
OFF-ON (momentary) Normally Open				Grey Vin Black black GND White Vout Wire colours may vary. Always refer to the label on the switch.
ON-OFF (momentary) Normally Closed				
OFF-ON (latching) Normally Open				
ON-OFF (latching) Normally Closed				

Other switches are available upon request*