

Surge protection base element - PT 2X2-BE - 2839208

Please be informed that the data shown in this PDF Document is generated from our Online Catalog. Please find the complete data in the user's documentation. Our General Terms of Use for Downloads are valid (<http://download.phoenixcontact.com>)




Base element for protective plug PT with protective circuit for two 2-wire floating signal circuit, bridge between the connections 3-4 (GND) and 9-10, for mounting on NS 35/7.5 and NS 35/15, housing width: 17.5 mm

Why buy this product

- Plugs can be checked with CHECKMASTER
- Installed in conjunction with the PT 2x2...-BE base element
- Maximum ease of maintenance thanks to the two-piece design
- Base element remains an integral part of the installation
- Consistent plug-in signal circuit protection
- Protection for two separate floating signal circuits
- Impedance-neutral disconnection of plug for test and maintenance purposes



Key commercial data

Packing unit	1
Minimum order quantity	10
Catalog page	Page 92 (TT-2011)
GTIN	 4 017918 182748
Custom tariff number	85363010
Country of origin	GERMANY

Technical data

General

Inflammability class according to UL 94	V0
Color	black
Ambient temperature (operation)	-40 °C ... 85 °C
Mounting type	DIN rail: 35 mm
Design	DIN rail module, two-section, divisible
Degree of protection	IP20
Width	17.7 mm
Height	89.8 mm
Depth	52 mm

Surge protection base element - PT 2X2-BE - 2839208

Technical data

General

Pitch unit	1 Div.
------------	--------

Connection data

Connection method	Screw connection
Connection type IN	Screw terminal blocks
Connection type OUT	Screw terminal blocks
Screw thread	M3
Tightening torque	0.5 Nm
Stripping length	8 mm
Conductor cross section stranded min.	0.2 mm ²
Conductor cross section stranded max.	2.5 mm ²
Conductor cross section solid min.	0.2 mm ²
Conductor cross section solid max.	4 mm ²
Conductor cross section AWG/kcmil min.	24
Conductor cross section AWG/kcmil max	12

Classifications

eclass

eCl@ss 4.0	27140201
eCl@ss 4.1	27130801
eCl@ss 5.0	27130801
eCl@ss 5.1	27130801
eCl@ss 6.0	27130803
eCl@ss 7.0	27130803

etim

ETIM 2.0	EC000472
ETIM 3.0	EC000472
ETIM 4.0	EC000472
ETIM 5.0	EC000472

unspsc

UNSPSC 6.01	30212010
UNSPSC 7.0901	39121610
UNSPSC 11	39121610
UNSPSC 12.01	39121610
UNSPSC 13.2	39121620

Approvals

Approvals

Surge protection base element - PT 2X2-BE - 2839208

Approvals

Approvals


UL Listed / GOST / GL

Ex Approvals

UL Listed / cUL Listed / ATEX / cULus Recognized

Approvals submitted

Approval details

UL Listed 	
Nominal current I _N	0.45 A
Nominal voltage U _N	17 V

GOST 
--

GL

Accessories

Accessories

Assembly

Shield connection - SSA 5-10 - 2839512



Shield fast connection for conductor diameters 5 - 10 mm. Potential connection cable: 200 mm, black

Shield connection - SSA 3-6 - 2839295



shield fast connections for conductor diameter 3 - 6 mm. Potential connection cable: 200 mm, black

Surge protection base element - PT 2X2-BE - 2839208

Accessories

Marking

Zack marker strip - ZB 5 :UNBEDRUCKT - 1050004



Zack marker strip, Strip, white, Unlabeled, Can be labeled with: Plotter, Mounting type: Snap into tall marker groove, For terminal block width: 5.2 mm, Lettering field: 5.1 x 10.5 mm

Zack Marker strip, flat - ZBF 5:UNBEDRUCKT - 0808642



Zack Marker strip, flat, Strip, white, Unlabeled, Can be labeled with: Plotter, Mounting type: Snap into flat marker groove, For terminal block width: 5 mm, Lettering field: 5.1 x 5.2 mm

Zack marker strip - ZB 5,8:UNBEDRUCKT - 2715209



Zack marker strip, Strip, white, Unlabeled, Can be labeled with: Plotter, Mounting type: Snap into tall marker groove, For terminal block width: 5.8 mm, Lettering field: 5.75 x 10.5 mm

Marker pen - X-PEN 0,35 - 0811228



Marker pen without ink cartridge, for manual labeling of markers, labeling extremely wipe-proof, line thickness 0.35 mm

Marker pen - B-STIFT - 1051993

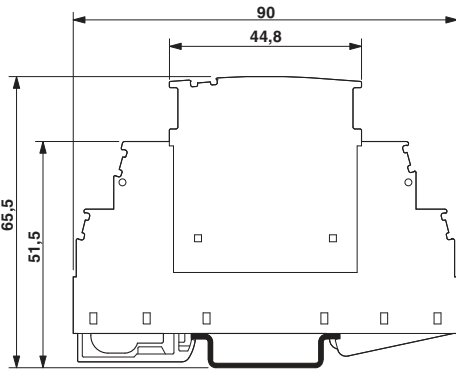


Marker pen, for manual labeling of unprinted Zack strips, smear-proof and waterproof, line thickness 0.5 mm

Drawings

Surge protection base element - PT 2X2-BE - 2839208

Dimensioned drawing



The figure shows the complete module consisting of a base element and connector

© Phoenix Contact 2012 - all rights reserved
<http://www.phoenixcontact.com>