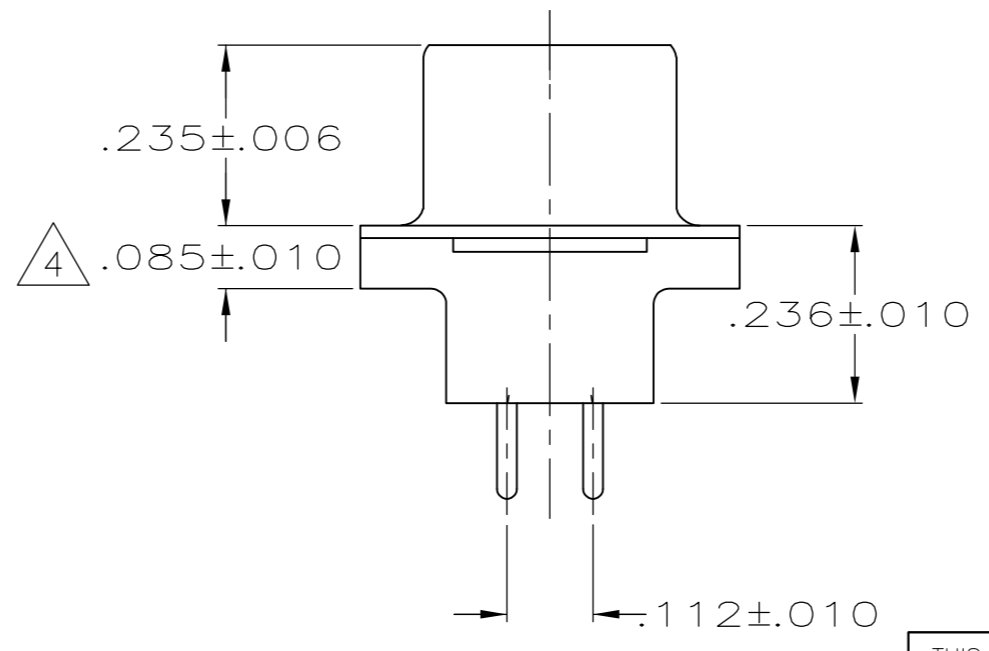
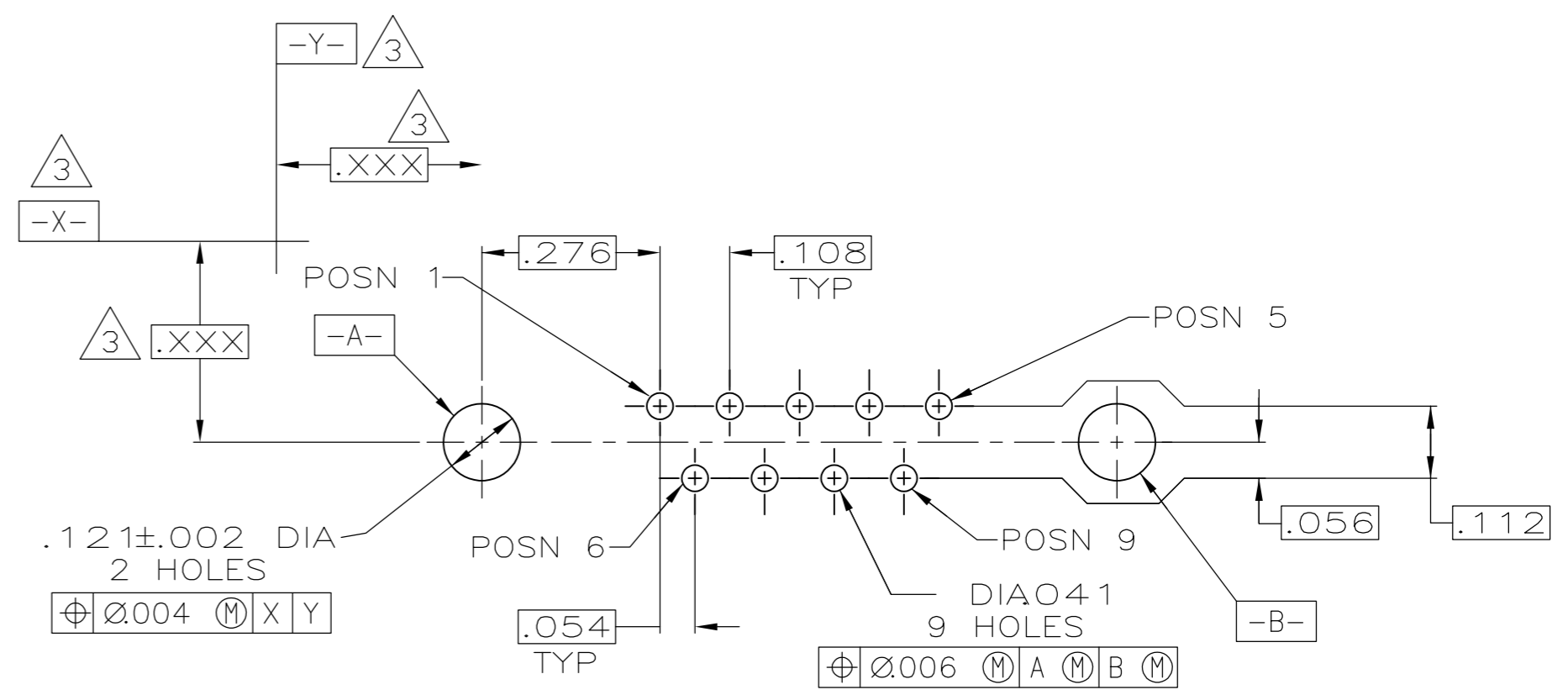
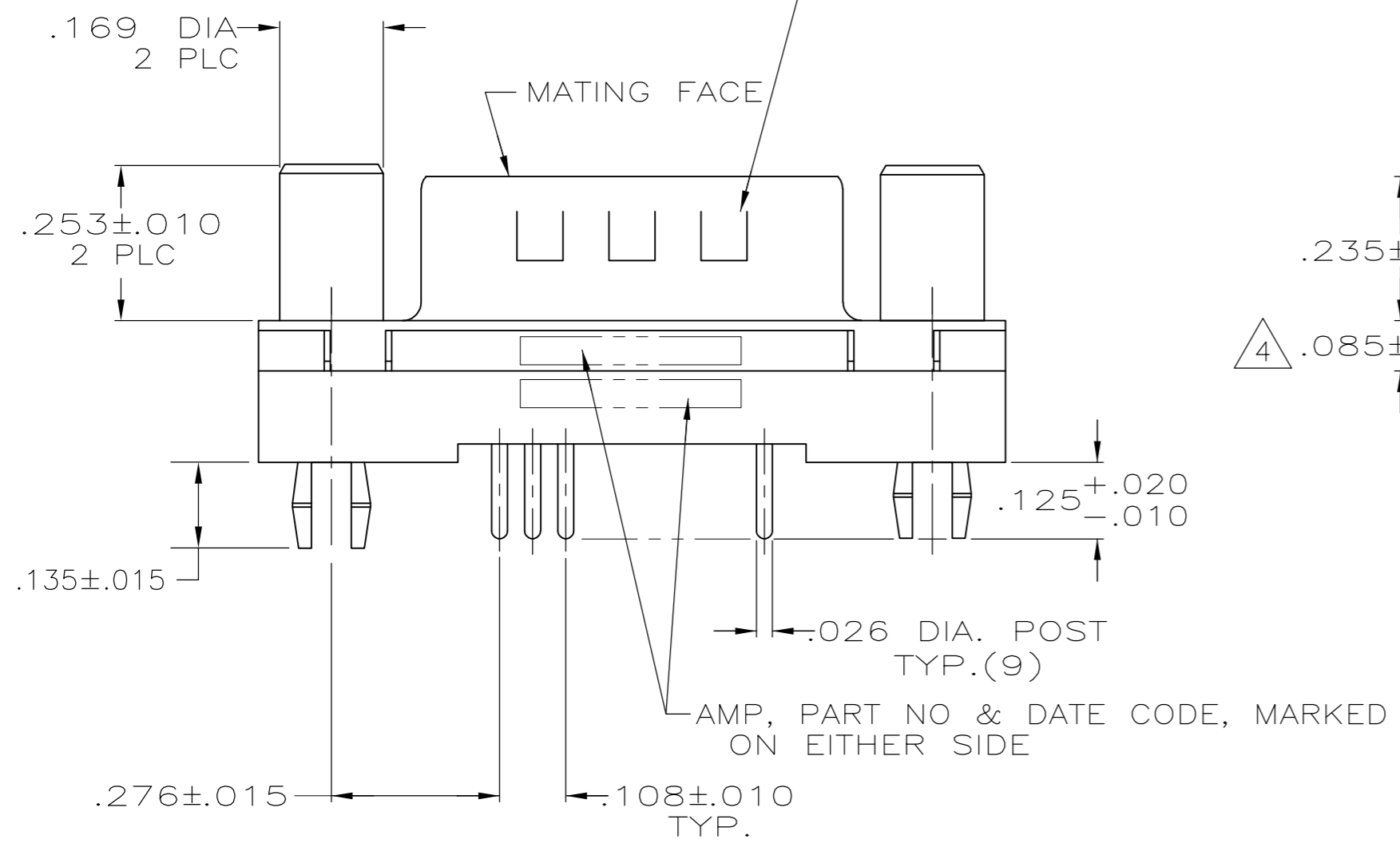
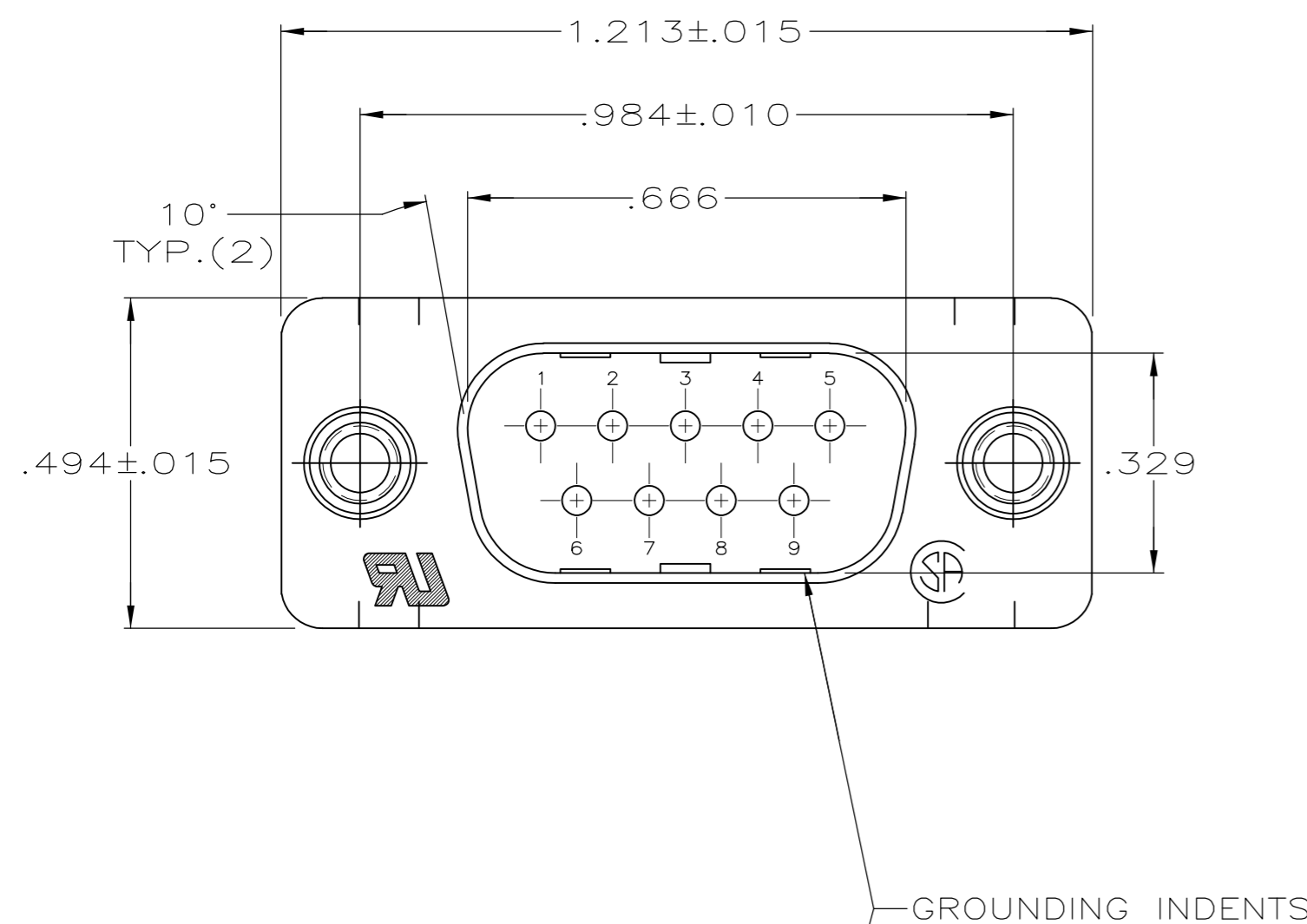


THIS DRAWING IS UNPUBLISHED. RELEASED FOR PUBLICATION
 © COPYRIGHT BY TYCO ELECTRONICS CORPORATION. ALL RIGHTS RESERVED.

LOC		DIST		REVISIONS			
P	LTR	DESCRIPTION	DATE	DWN	APVD		
GP	00	B	REVISED PER ECO-09-006610	15APR2009	ZMR	SLB	

- ① HOUSING: POLYESTER, UL94V-O RATED, COLOR - BLACK
 SHELL: CARBON STEEL
 CONTACTS: BRASS
 RETENTION SCREWLOCKS: BRASS
- ② SHELL: .000200 MIN TIN OVER .000100 MIN COPPER. RETENTION SCREWLOCKS: .000100 MIN TIN OVER .000050 MIN NICKEL OVER COPPER FLASH.
 CONTACTS:
 GOLD PLATED FOR A LENGTH OF .150 MIN FROM MATING END, .000030 MIN GOLD IN MATED AREA, .000100 MIN TIN ON SOLDER END, ALL OVER .000050 MIN NICKEL ON ENTIRE CONTACT.
 -OR-
 GOLD FLASH OVER PALLADIUM-NICKEL PLATE FOR A LENGTH OF .150 MIN FROM MATING END, .000030 MIN TOTAL, .000100 MIN TIN ON SOLDER END, ALL OVER .000050 MIN NICKEL ON ENTIRE CONTACT.
- ③ DATUMS AND BASIC DIMENSIONS ESTABLISHED BY CUSTOMER.
- ④ .110 MAX IN SHELL TAB CLINCH AREAS.



5748025-1
 PART NUMBER

THIS DRAWING IS A CONTROLLED DOCUMENT.		DWN B. MCMASTER 23MAY07	Tyco Electronics Corporation Harrisburg, PA 17105-3608	
DIMENSIONS: INCHES		CHK B. SCHROY 23MAY07	NAME	
TOLERANCES UNLESS OTHERWISE SPECIFIED:		APVD B. SCHROY 23MAY07	PRODUCT SPEC	
0 PLC ± -	1 PLC ± -	108-40025		
2 PLC ± -	3 PLC ± .005	APPLICATION SPEC		
4 PLC ± -	ANGLES ± 2°	114-40023		
MATERIAL ①	FINISH ②	WEIGHT -	SIZE A2	CAGE CODE 00779
CUSTOMER DRAWING		SCALE NTS	DRAWING NO C=5748025	RESTRICTED TO -
			SHEET 1 of 1	REV B