

## 318BTS

Phantom Powered Bluetooth®  
Stereo Audio Receiver



**Switchcraft®**

# Contents

Product brief	4
Getting started	5
Regular use	7
Troubleshooting	9
Specifications	10
Canada- IC	11
Warranty	12

### World's first Phantom Powered Bluetooth® Audio Dongle

318BTS is a low latency, high reliability, rugged dongle, utilizing Bluetooth® 4.0 technology to convert input devices into Bluetooth® enabled devices, using A2DP as a slave device.

318BTS is designed to be powered by Phantom Power available in most professional audio consoles, and guarantees that it will work 100% of time without the worries of charging or maintaining power to the dongle.

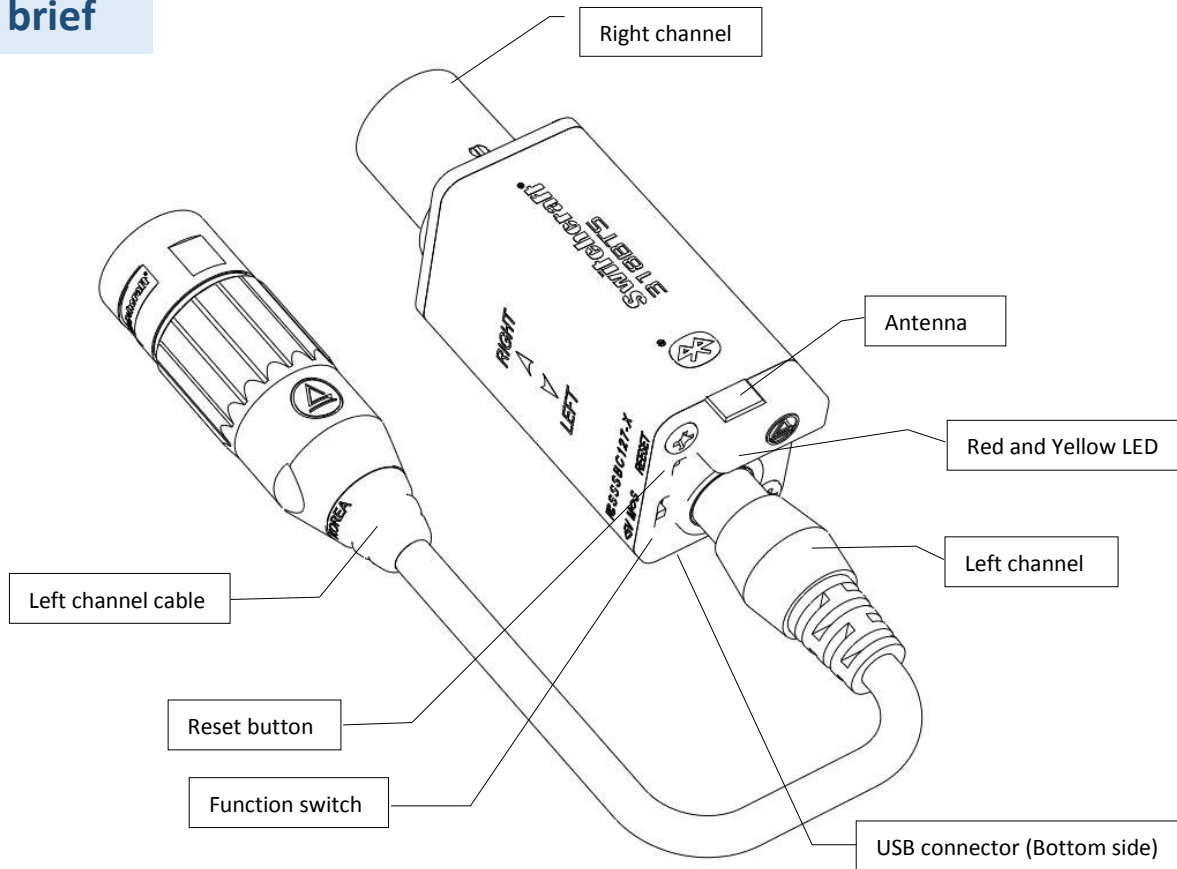
318BTS can output stereo or mono merged signal.

With enhanced range, better sound and low latency, 318BTS is the best solution to connect your Bluetooth® enabled devices to any microphone input.

Simply plug, power and connect, and enjoy high quality audio from any Bluetooth® enabled device.

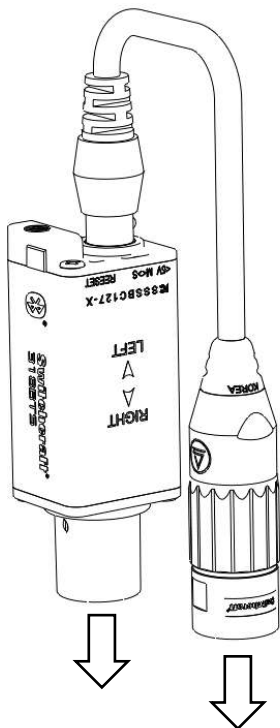
Like all Switchcraft® products, 318BTS is built to last, durable, highly reliable, and fully certified to be used in both; commercial and residential environment.

## Product brief



## Getting started

### Connecting 318BTS for the first time



Insert *318BTS* into the audio mixer (Mic level), then connect the audio breakout cable supplied with the unit and insert the other end into a second channel on the audio mixer.

**!** *Inserting 318BT while the Phantom Power is ON should be avoided*

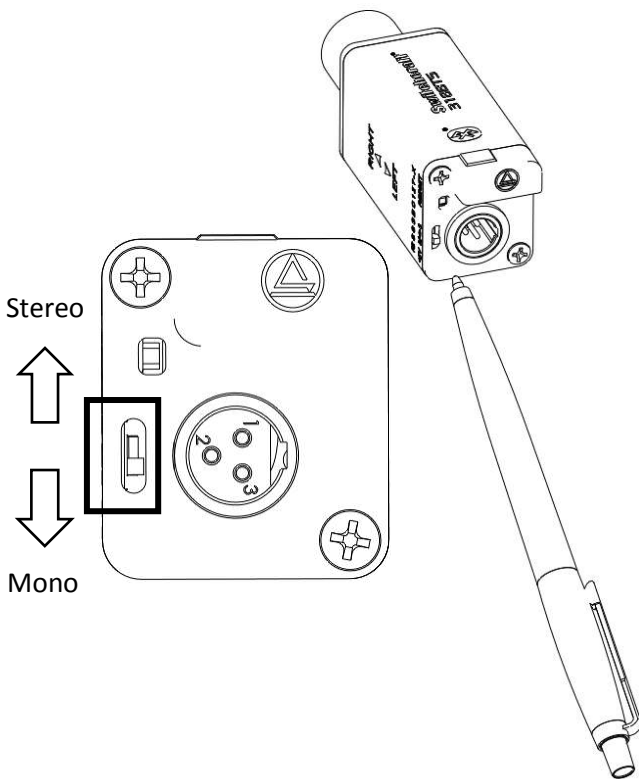
Turn ON the Phantom Power supply, a red LED will start to blink, allow red LED to blink for 30 seconds, or press the reset button using a pen.

**!** *All power sources connected to this equipment must be separated from mains voltages by double or reinforced insulation or by basic insulation plus a grounded shield.*

*To skip the waiting period for the 318BTS to be paired, press the Reset button using a pen, yellow and red LED's will blink, allowing 318BTS to pair with other devices.*

## Getting started

### Connecting 318BTS for the first time (*cont.*)



After 30 sec (or by pressing the reset button), both Red and Yellow LEDs will blink, this means the device is ready to be paired, turn on the Bluetooth connectivity on your device (Phone, PC, tablet ...etc.) and connect to the 318BTS with the name **Switchcraft-XXXXX**.

Slide the function switch using a pen to select a mode as shown.

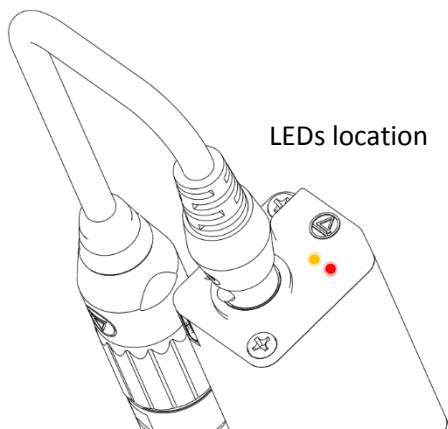
See "*output configuration*" for more details

When connected; LED will be lit solid yellow, and now it is ready to receive audio.

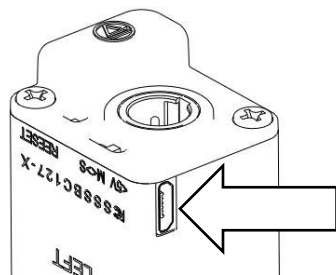
LED indicators summary:

- 🔴🟡 Red and yellow blinking: ready to connect.
- 🟡 Solid yellow: connected.
- 🔴 Blinking Red: Looking for paired devices (OR) lost connection.

### Re-connecting 318BTS with paired devices



**Auxiliary power.**



The *318BTS* will find paired devices in the vicinity and connect to the strongest signal. In regular use; turn the Bluetooth® ON in your portable device, plug in the *318BTS*, turn on the Phantom Power on your mixer and the *318BTS* will connect to your device automatically. A solid yellow LED will indicate that it is connected.



*The audio level is controllable from the source device, for best results; raise the audio level on your device to the maximum level.*

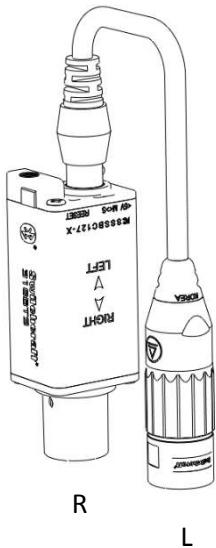
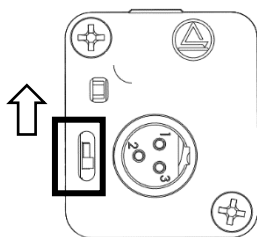
When Phantom Power is not available, the *318BTS* can be powered from a regular 5V phone charger (not included).



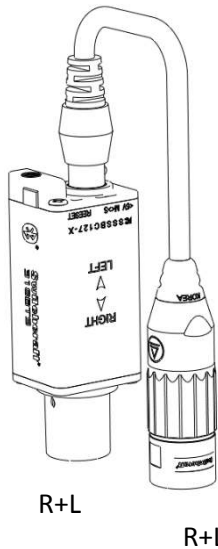
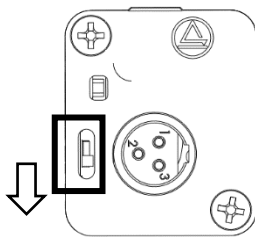
*Avoid powering the 318BT with more than 6V DC.*

# Regular Use

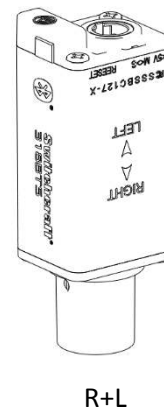
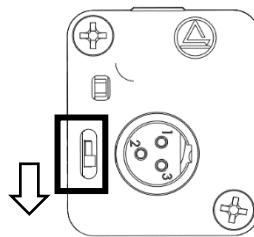
## Audio configuration



Two channel stereo



Two channel mono merged



Single channel mono merged



***Q: Why doesn't the dongle work when plugged into my mixer?***

**A:** Plugging the dongle when the Phantom Power "ON" may trigger a protection circuit, remove the dongle from the mixer, turn "OFF" the Phantom Power, wait for 60 seconds and try again.

***Q: Why is the audio output level so low?***

**A:** Raise the volume on your source device (phone, tablet, etc....).

***Q: Why does the dongle have a red LED blinking and I cannot connect to the dongle though I waited for more than 30 Sec?***

**A:** Continuous red blinking LED is mostly caused by losing connection to the source, for example if the operator left the room with the phone or tablet and the connection was compromised, connection can be restored by resetting the 318BTS using the Reset button.

***Q: Why doesn't the dongle work on Phantom Power while working well on USB power?***

**A:** The Phantom Power on your mixer has to be greater than 46.5V, using two channels can enable the unit to work in even less voltages.

***Q: I cannot get a good range! The audio starts breaking with less than 100' distance! Why?***

**A:** The human body blocks the high frequency Bluetooth® signal, if you are using a Smartphone, it is not recommended to put it in your pocket while streaming, also Line-Of-Sight operation will enhance the range.

***Q: Can I connect the Dongle to a Bluetooth® speaker or headphone?***

**A:** No, the unit only acts as "Slave" and can only be connected to a "Master" device (Phone, tablet, PC...etc.).

## Specifications:

Bluetooth version:	4.0
Maximum output level:	-26dBu (Stereo)
Certification:	FCC Class B, CE, KC, JRF, ACMA
Frequency band:	2402 to 2480 MHz
DAC resolution:	16 bit
Codec	SBC
Paired devices memory	8
A2DP frequency response:	73Hz - 17.5 kHz (ref 1 kHz, $\pm$ 3dB)
Working range:	Up to 100 ft.
Minimum Phantom power voltage:	40VDC (Two channels)
Rated voltage	48VDC
Rated current	4.6mA
Aux power (Micro USB port):	4-6 VDC
Housing:	Anodized aluminum
Connector:	Switchcraft® XLR connector
LED indicators:	Red and Yellow
Size (without cable):	1.23" x 1.03" x 3.33" (3.15 x 2.62 x 8.45 cm)
Weight (including the cable):	4.37 Oz (124 g)
Operating temperature:	-40°C to 85°C



This device complies with Industry Canada license exempt RSS standard(s). Operation is subject to the following two conditions: (1) this device may not cause interference, and (2) this device must accept any interference, including interference that may cause undesired operation of the device.

Le présent appareil est conforme aux CNR d'Industrie Canada applicables aux appareils radio exempts de licence. L'exploitation est autorisée aux deux conditions suivantes: (1) l'appareil ne doit pas produire de brouillage, et (2) l'utilisateur de l'appareil doit accepter tout brouillage radioélectrique subi, même si le brouillage est susceptible d'en compromettre le fonctionnement.

Under Industry Canada regulations, this radio transmitter may only operate using an antenna of a type and maximum (or lesser) gain approved for the transmitter by Industry Canada. To reduce potential radio interference to other users, the antenna type and its gain should be so chosen that the equivalent isotropically radiated power (e.i.r.p.) is not more than that necessary for successful communication.

Conformément à la réglementation d'Industrie Canada, le présent émetteur radio peut fonctionner avec une antenne d'un type et d'un gain maximal (ou inférieur) approuvé pour l'émetteur par Industrie Canada. Dans le but de réduire les risques de brouillage radioélectrique à l'intention des autres utilisateurs, il faut choisir le type d'antenne et son gain de sorte que la puissance isotrope rayonnée équivalente (p.i.r.e.) ne dépasse pas l'intensité nécessaire à l'établissement d'une communication satisfaisante

# Warranty

## 318BTS

Stereo Phantom Powered Bluetooth® Audio Receiver

### Warranty:

2 years from date of purchase from Switchcraft's authorized reseller, Switchcraft will either repair or replace at their discretion.

### Contact:

**Switchcraft®**

5555 N Elston Ave.

Chicago, IL 60630

USA

Phone: 773-792-2700

Fax: 773-792-2129

Email: [sales@switchcraft.com](mailto:sales@switchcraft.com)

Customer Service hours:

7:30am-4:00pm CST M-F

© 2019 Switchcraft Inc.

The Bluetooth® word mark and logos are registered trademarks owned by Bluetooth SIG, Inc. and any use of such marks by Switchcraft® is under license.

