

Peak Emission Wavelength: 450nm

The 450nm visible emitter series is designed for applications requiring high output and precise optical / mechanical axis alignment. Custom package solutions and sorting are available.

FEATURES

- > TO-18 Metal Can Domed Package
- > High Output Power
- > High Reliability
- > Narrow Beam Angle
- > Using Cree EZ950 Series Die

APPLICATIONS

- > Industrial Equipment
- > Medical
- > Machine Vision
- > Currency Validation
- > Light Source For Emitters



Absolute Maximum Ratings (Ta=25°C)



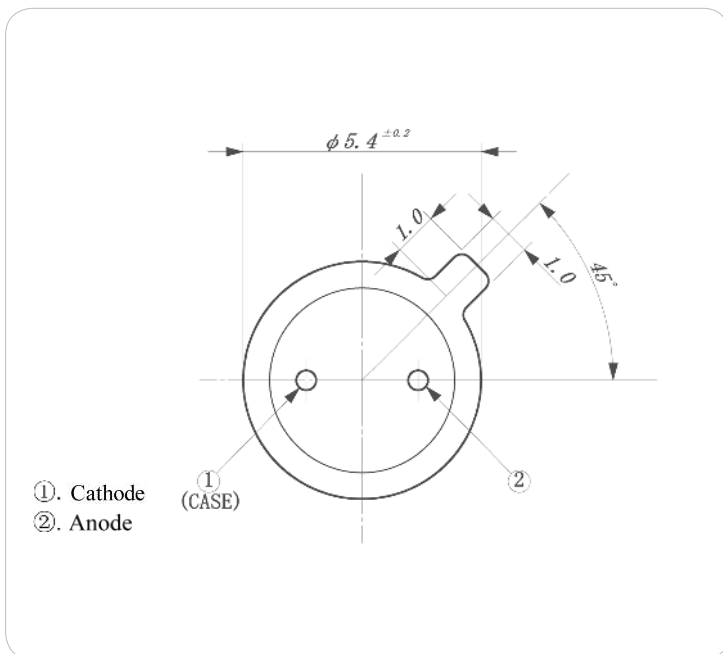
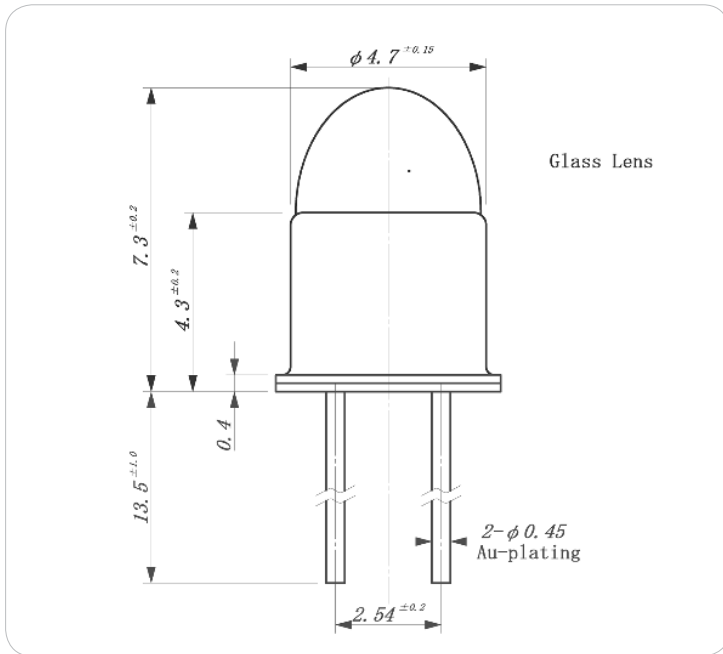
ITEMS	SYMBOL	RATINGS	UNIT
Forward Current (DC) *3	IF	150	mA
Forward Current (Pulse) *1	IFP	--	A
Reverse Voltage	VR	5	V
Power Dissipation	PD	480	mW
Operating Temperature Range	Topr-	-40 ~ +100	°C
Storage Temperature	Tstg	-40 ~ +120	°C
Junction Temperature	Tj	150	°C
Lead Soldering Temperature *2	Tls	260	°C

*1: Tw=10usec, T=10msec; *2: Time 5 Sec max, Position: Up to 3mm from the body *3: Proper heat sink required.

Electrical & Optical Characteristics (Ta = 25°C)

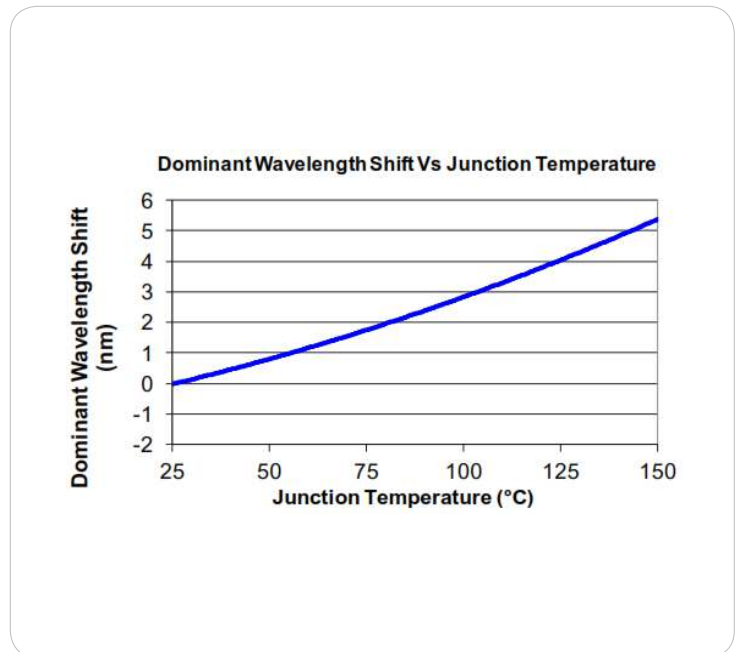
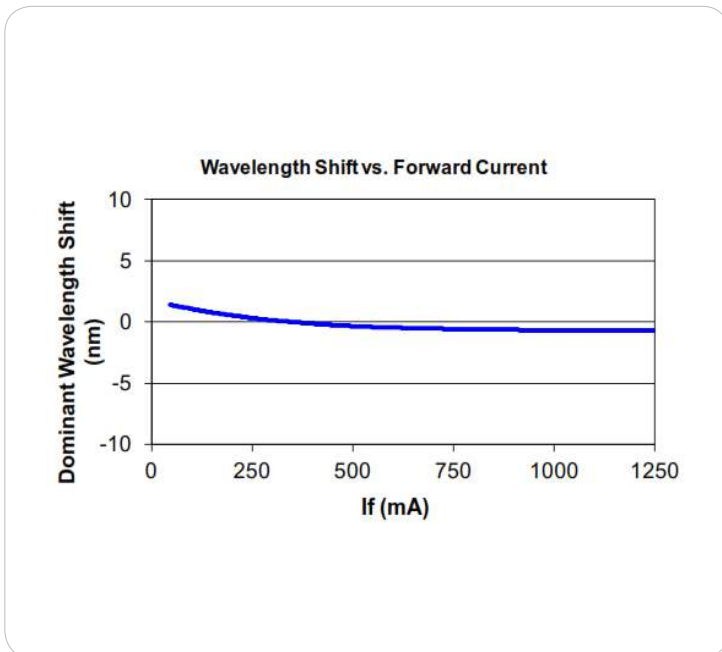
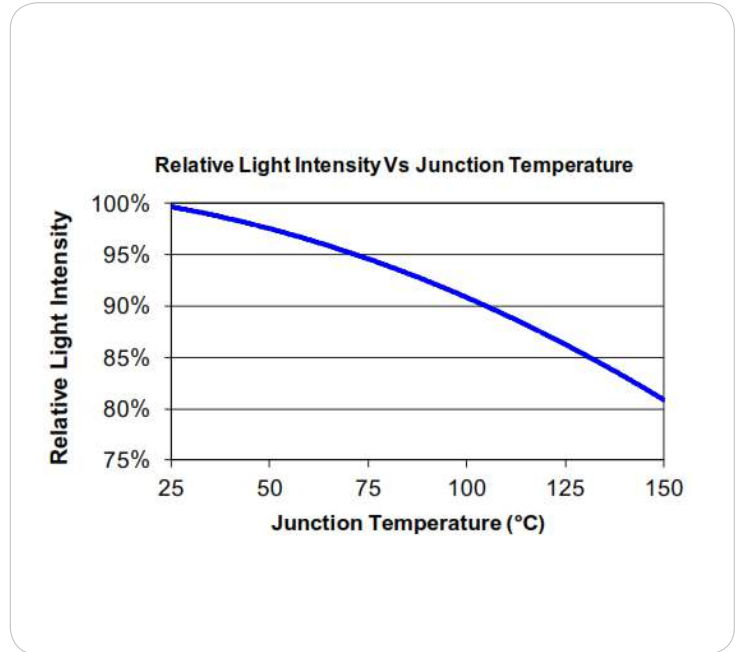
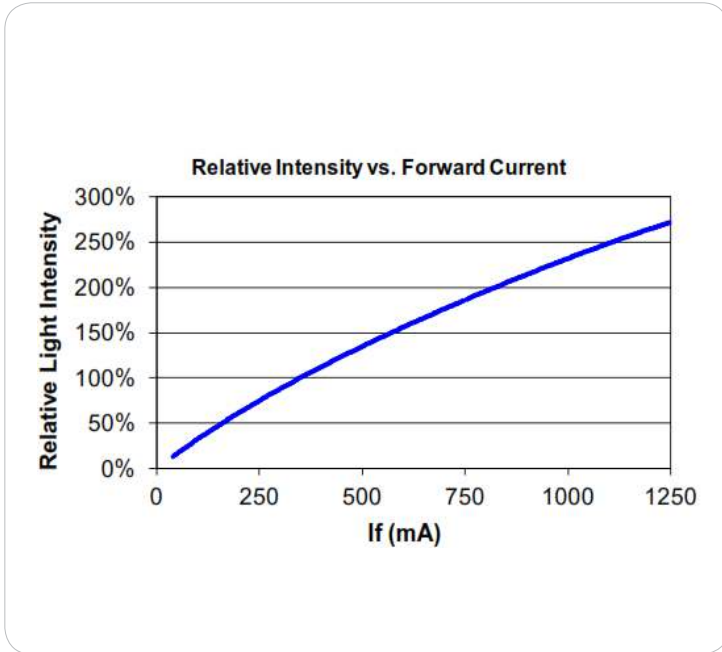
ITEMS	SYMBOL	CONDITIONS	MIN	TYP	MAX	UNIT
Power Output	PO	IF=50mA	--	38.9	--	mW
Forward Voltage	VF	IF=50mA	--	2.8	--	V
Reverse Current	IR	IF=50mA	--	2	--	μA
Peak Emission Wavelength	λp	IF=50mA	--	447	--	nm
Dominant Emission Wavelength	λd	IF=50mA	--	452	--	nm
Spectral Line Half Width	Δλ	IF=50mA	--	20	--	nm
Half Intensity Beam Angle	Θ	IF=50mA	--	±5	--	deg

Package Dimensions

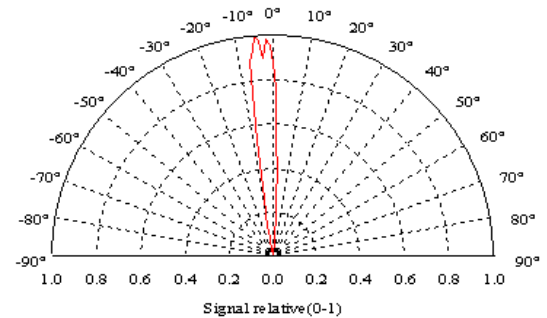
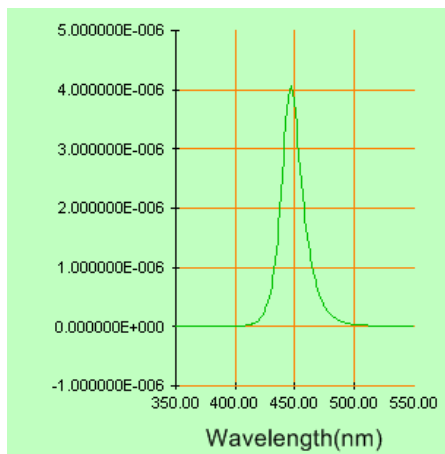
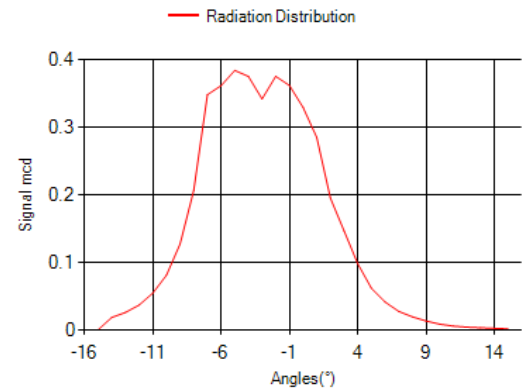
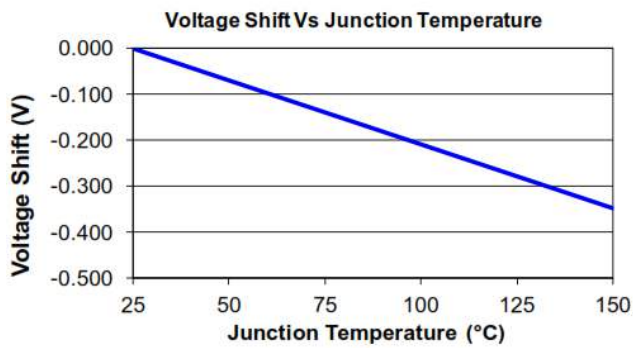


Unit: mm, Tolerance: ± 0.2

Characteristic Curves (Ta = 25°C)



Characteristic Curves (Ta = 25°C)



The information contained herein is subject to change without notice.

2018-02-27