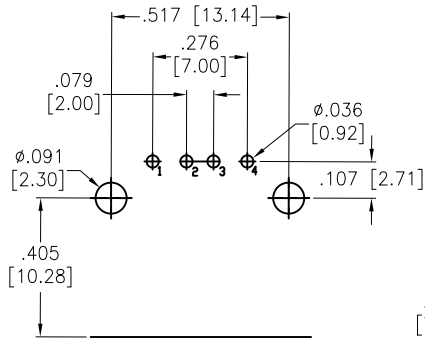
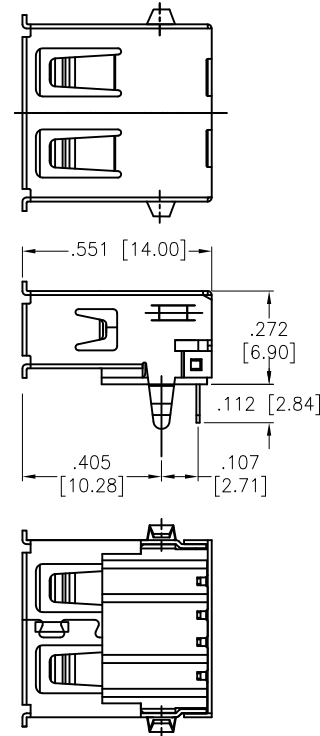
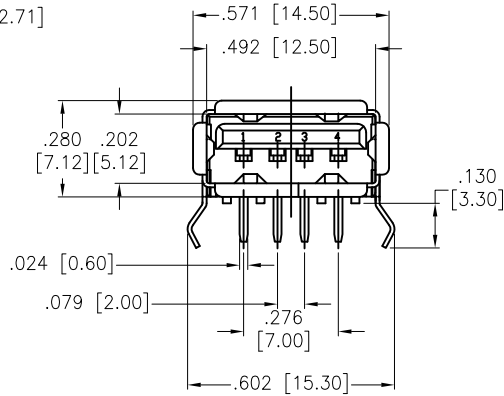


APPROVED: _____
 DATE: _____ TITLE: _____

Rev	AWO #	Description	Date	Appr
-		RELEASED	12/3/04	
A		RE-DESIGNED SHELL AND INSULATOR	1/06/06	
B		ADDED DIM.	01/23/13	
C		UPDATE SHAPE	9/30/14	AY/YC
D		UPDATE CURRENT RATING	12/22/15	AY/SL
E		UPDATE CURRENT RATING	3/22/16	AY/YC
F		UPDATE OPERATING TEMPERATURE	2/27/17	AY/YC
G		UPDATE DRAWING	9/29/21	WX/MC



RECOMMENDED PCB LAYOUT



SPECIFICATIONS:
 Material:
 Insulator: PA66, rated UL 94V-0
 Insulator color: Black
 Contacts: Brass
 Shell: Brass, Nickel plated
 Plating:
 Gold flash over Nickel underplate on contact area,
 Tin over Copper underplate on PCB tails
 Electrical:
 Voltage rating: 30 VAC
 Current rating: 1.5 Amp @ 250V AC
 Contact resistance: 30 mohms max.
 Insulation resistance: 1000 Mohms min.
 Dielectric withstanding voltage: 500 VAC
 Temperature Rating:
 Operating temperature: -40°C to +85°C
 Environmental:
 Lead free, RoHS compliant.



UNLESS OTHERWISE SPECIFIED ALL DIMENSIONS ARE INCHES [MM]. TOLERANCES: EXCEPT AS NOTED		
INCHES	HOLES	
.X ± .10	ØX	± .10
.XX ± .020	ØXX	± .015
.XXX ± .015	ØXXX	± .010
DRAWN	SS	10/4/04
CHECKED		
APPROVED		
THIS DRAWING CONTAINS INFORMATION THAT IS PROPRIETARY AND SHOULD NOT BE USED WITHOUT PRIOR WRITTEN PERMISSION FROM ADAM TECH		

ADAM TECH 909 Rahway Avenue,
 Union, NJ 07083
 Phone: 908-687-5000
 Fax: 908-687-5710

TITLE		UNIVERSAL SERIAL BUS SINGLE PORT, RIGHT ANGLE, PCB
SIZE	PART NO.	
X	USB-A-S-RA	REV. G
REF: S00005C	SCALE: NTS	SHEET 1 OF 1