

3-647050-2 ✓ ACTIVE



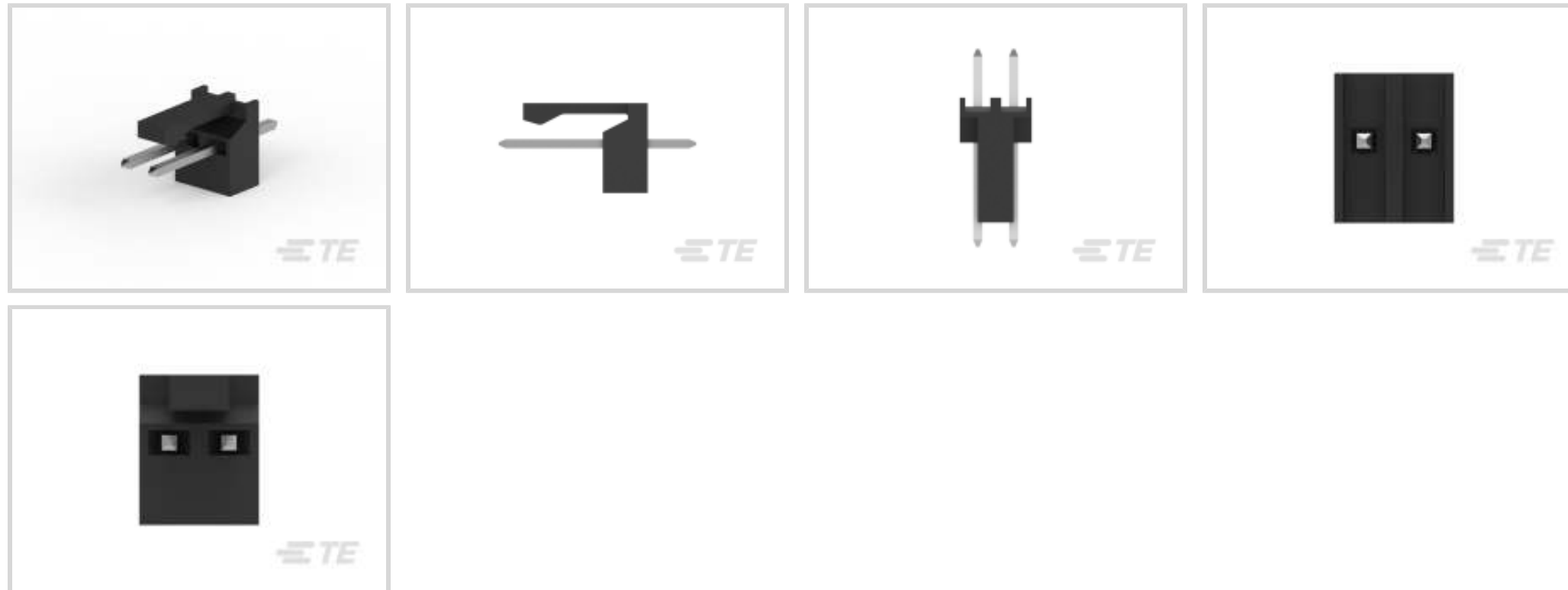
MTA 100

TE Internal #: 3-647050-2

PCB Mount Header, Vertical, Wire-to-Board, 2 Position, 2.54 mm [.1 in] Centerline, Partially Shrouded, Tin, Through Hole - Solder, Signal, MTA 100

[View on TE.com >](#)

Connectors > PCB Connectors > PCB Headers & Receptacles > Nylong Vertical PCB Header: 2.54mm, Through Hole, MTA 100



Connector System: **Wire-to-Board**

Number of Positions: **2**

Number of Rows: **1**

Centerline (Pitch): **2.54 mm [.1 in]**

PCB Mount Orientation: **Vertical**

[All Nylong Vertical PCB Header: 2.54mm, Through Hole, MTA 100 \(27\)](#)

Features

Product Type Features

Connector System	Wire-to-Board
Header Type	Partially Shrouded
Sealable	No
Connector & Contact Terminates To	Printed Circuit Board
PCB Connector Assembly Type	PCB Mount Header

Configuration Features

Number of Positions	2
Number of Rows	1
PCB Mount Orientation	Vertical

Electrical Characteristics

Operating Voltage	250 VAC
-------------------	---------

Body Features



Primary Product Color	Black
-----------------------	-------

Contact Features

Contact Mating Area Length	7.37 mm[.29 in]
Mating Square Post Dimension	.64 mm[.025 in]
PCB Contact Termination Area Plating Material Thickness	3.81 – 6.3 μm [150 – 250 μin]
Contact Layout	Inline
Contact Underplating Material Thickness	1.27 μm [50 μin]
Contact Mating Area Plating Material Thickness	3.81 – 6.3 μm [150 – 250 μin]
PCB Contact Termination Area Plating Material Finish	Matte
Contact Shape & Form	Square
Contact Mating Area Plating Material Finish	Matte
Contact Underplating Material	Nickel
PCB Contact Termination Area Plating Material	Tin
Contact Base Material	Copper Alloy
Contact Mating Area Plating Material	Tin
Contact Type	Pin
Contact Current Rating (Max)	5 A

Termination Features

Square Termination Post & Tail Dimension	.64 mm[.025 in]
Termination Post & Tail Length	3.43 mm[.135 in]
Termination Method to Printed Circuit Board	Through Hole - Solder

Mechanical Attachment

Mating Alignment Type	Polarization
Mating Retention	With
Panel Mount Feature	Without
Mating Retention Type	Friction Lock
Connector Mounting Type	Board Mount
Mating Alignment	With
PCB Mount Alignment	Without
PCB Mount Retention	Without

Housing Features

Housing Material	Nylon 4/6
Centerline (Pitch)	2.54 mm[.1 in]



Dimensions

Connector Height	8.81 mm [.34 in]
PCB Thickness (Recommended)	1.57 mm [.062 in]

Usage Conditions

Operating Temperature Range	-55 – 105 °C [-67 – 221 °F]
-----------------------------	-----------------------------

Operation/Application

Circuit Application	Signal
---------------------	--------

Industry Standards

Agency/Standard	CSA, UL
Approved Standards	CSA LR7189, UL E28476
UL Flammability Rating	UL 94V-0

Packaging Features

Packaging Quantity	500
Packaging Type	Package

Product Compliance

[For compliance documentation, visit the product page on TE.com>](#)

EU RoHS Directive 2011/65/EU	Compliant
EU ELV Directive 2000/53/EC	Compliant
China RoHS 2 Directive MIIT Order No 32, 2016	No Restricted Materials Above Threshold
EU REACH Regulation (EC) No. 1907/2006	Current ECHA Candidate List: JUNE 2023 (235) Candidate List Declared Against: JUNE 2023 (235) Does not contain REACH SVHC
Halogen Content	Low Halogen - Br, Cl, F, I < 900 ppm per homogenous material. Also BFR/CFR/PVC Free
Solder Process Capability	Pin-in-Paste capable to 260°C

Product Compliance Disclaimer

This information is provided based on reasonable inquiry of our suppliers and represents our current actual knowledge based on the information they provided. This information is subject to change. The part numbers that TE has identified as EU RoHS compliant have a maximum concentration of 0.1% by weight in homogenous materials for lead, hexavalent chromium, mercury, PBB, PBDE, DBP, BBP, DEHP, DIBP, and 0.01% for cadmium, or qualify for an exemption to these limits as defined in the Annexes of Directive 2011/65/EU (RoHS2). Finished electrical and electronic equipment products will be CE marked as required by Directive 2011/65/EU. Components may not be CE marked. Additionally, the part numbers that TE has identified as EU ELV compliant have a maximum concentration of 0.1% by weight in homogenous

materials for lead, hexavalent chromium, and mercury, and 0.01% for cadmium, or qualify for an exemption to these limits as defined in the Annexes of Directive 2000/53/EC (ELV). Regarding the REACH Regulation, the information TE provides on SVHC in articles for this part number is based on the latest European Chemicals Agency (ECHA) 'Guidance on requirements for substances in articles' posted at this URL: <https://echa.europa.eu/guidance-documents/guidance-on-reach>

Compatible Parts



TE Part # CAT-104MTA-NTPNR
MTA Receptacle: Nylon, Tin Plated, 2.54 mm



TE Part # CAT-104MTA-NTPMR
Nylon Tin Plated Receptacle: 2.54 mm, with Mating Alignment, MTA 100



TE Part # 1375820-2
CST-100 II HOUSING 2 POS

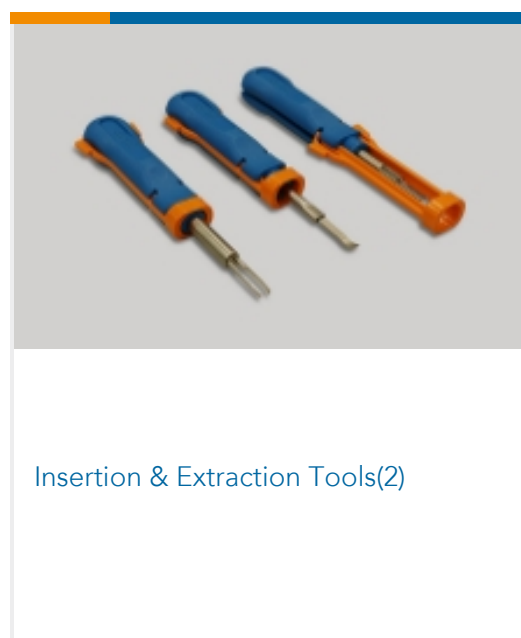


TE Part # 640550-2
02P MTA100 COVER



TE Part # CAT-104MTA-NYLCC
Nylon PCB Connector Covers: 2.54 mm, MTA 100

Also in the Series | MTA 100



Insertion & Extraction Tools(2)




PCB Connector Covers(69)



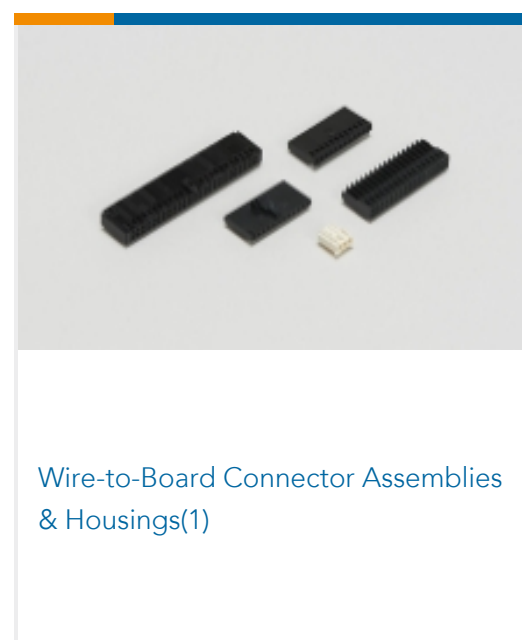
PCB Connector Keying(1)




PCB Headers & Receptacles(451)



Standard Rectangular Connectors(497)



Wire-to-Board Connector Assemblies & Housings(1)



Wire-to-Board Connector Contacts(8)

Customers Also Bought



TE Part #415001-2
LOCKWASHER



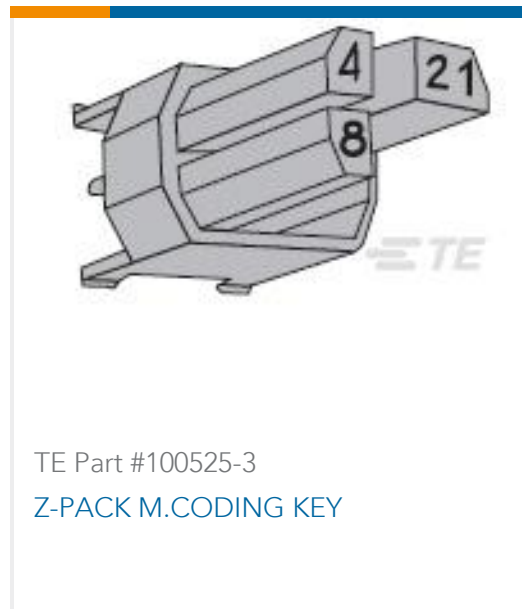
TE Part #1-84953-6
1MM FPC HORZ.TOP CONT.ASSY 16P



TE Part #1612898-1
BATTERY BLOCK CONN. PLUG ASSY



TE Part #62409-1
250 FASTON TAB TPBR



TE Part #100525-3
Z-PACK M.CODING KEY



TE Part #1761608-6
IDC LOW PRO HDR 16P VERT SHT
LAT BLK



TE Part #9-2176380-9
RQ 0805 12K1 0.1% 10PPM 5K RL



TE Part #6-2176380-5
RQ 0805 5K36 0.1% 10PPM 5K RL



TE Part #1-2345984-3
SSR3T-480D25=3PH SERIS-TRI,PANEL
MOUNT

Documents

Product Drawings

[02P MTA100 HDR ASSY F/L HITEMP](#)

English

CAD Files

[3D PDF](#)

3D

Customer View Model

[ENG_CVM_CVM_3-647050-2_J_c-3-647050-2-j.2d_dxf.zip](#)

English

Customer View Model

[ENG_CVM_CVM_3-647050-2_J_c-3-647050-2-j.3d_igs.zip](#)

English

Customer View Model

[ENG_CVM_CVM_3-647050-2_J_c-3-647050-2-j.3d_stp.zip](#)

English

By downloading the CAD file I accept and agree to the [Terms and Conditions](#) of use.

Product Specifications



Application Specification

English

Product Environmental Compliance

Product Compliance Document

English

Product Compliance Document

English

Agency Approvals

Agency Approval Document

English