

Base strip - GICV 2,5/12-G-7,62 - 1829015

Please be informed that the data shown in this PDF Document is generated from our Online Catalog. Please find the complete data in the user's documentation. Our General Terms of Use for Downloads are valid (<http://phoenixcontact.com/download>)

Header, Nominal current: 12 A, Rated voltage (III/2): 630 V, Number of positions: 12, Pitch: 7.62 mm, Color: green, Contact surface: Tin, Assembly: Soldering



The figure shows a 10-position version of the product

Product Features

- Combination with GMSTB 2,5 headers for primary/secondary/PCB connection
- Pairs of guide rails can be used as a 90° board-to-board connection
- Use in shock-proof applications up to 630 V (III/2)
- Clear separation of PCB inputs/outputs



Key commercial data

Packing unit	1 pc
Minimum order quantity	50 pc
Weight per Piece (excluding packing)	14.48 GRM
Custom tariff number	85366990
Country of origin	Germany

Technical data

Dimensions

Length	10.2 mm
Pitch	7.62 mm
Dimension a	83.82 mm
Pin dimensions	1,2 x 0,5
Hole diameter	1.4 mm

General

Range of articles	GICV 2,5/..-G
Insulating material group	I

Base strip - GICV 2,5/12-G-7,62 - 1829015

Technical data

General

Rated surge voltage (III/3)	6 kV
Rated surge voltage (III/2)	6 kV
Rated surge voltage (II/2)	6 kV
Rated voltage (III/3)	500 V
Rated voltage (III/2)	630 V
Rated voltage (II/2)	1000 V
Connection in acc. with standard	EN-VDE
Nominal current I _N	12 A
Maximum load current	12 A
Insulating material	PA
Inflammability class according to UL 94	V0
Color	green
Number of positions	12

Classifications

eCl@ss

eCl@ss 4.0	272607xx
eCl@ss 4.1	27260701
eCl@ss 5.0	27260701
eCl@ss 5.1	27260701
eCl@ss 6.0	27260704
eCl@ss 7.0	27440402
eCl@ss 8.0	27440402

ETIM

ETIM 3.0	EC001121
ETIM 4.0	EC002637
ETIM 5.0	EC002637

UNSPSC

UNSPSC 6.01	30211810
UNSPSC 7.0901	39121409
UNSPSC 11	39121409
UNSPSC 12.01	39121409
UNSPSC 13.2	39121409

Base strip - GICV 2,5/12-G-7,62 - 1829015

Approvals

Approvals


Approvals


CSA / UL Recognized / VDE Gutachten mit Fertigungsüberwachung / cUL Recognized / GOST / IECCEB Scheme / GOST / CCA / cULus Recognized


Ex Approvals

Approvals submitted

Approval details

CSA 		
	B	D
Nominal current IN	10 A	10 A
Nominal voltage UN	300 V	300 V

UL Recognized 		
	B	D
Nominal current IN	12 A	10 A
Nominal voltage UN	250 V	300 V

VDE Gutachten mit Fertigungsüberwachung 		
Nominal current IN	12 A	
Nominal voltage UN	400 V	

Base strip - GICV 2,5/12-G-7,62 - 1829015

Approvals

cUL Recognized		
	B	D
Nominal current I _N	12 A	10 A
Nominal voltage U _N	250 V	300 V

GOST	
------	--

IECEE CB Scheme	
Nominal current I _N	12 A
Nominal voltage U _N	400 V

GOST	
------	--

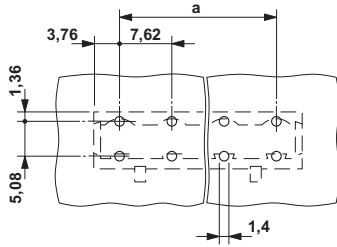
CCA	
Nominal current I _N	12 A
Nominal voltage U _N	400 V

cULus Recognized	
------------------	--

Drawings

Base strip - GICV 2,5/12-G-7,62 - 1829015

Drilling diagram



Dimensioned drawing

