

CABLE GRIPS

CABLE GRIPS SECURE CABLES TO CONTROL CABINETS OR JUNCTION BOXES – PROVIDING STRAIN RELIEF AND PROTECTION FROM THE ELEMENTS. THEY ARE MADE OF METAL (NICKEL PLATED BRASS) OR PLASTIC (NYLON). ADVANTAGES EXIST FOR BOTH TYPES OF CABLE GRIP WITH THE NYLON VERSIONS BECOMING MORE POPULAR SINCE THEY CAN PROVIDE THE SAME LEVEL OF PROTECTION AGAINST DUST, DEBRIS AND WATER AS THE METALLIC VERSIONS – FOR LESS COST AND WEIGHT. CABLE GRIPS ARE SPECIFIED FIRST BY THE CABLE DIAMETER AND SECOND BY THREAD TYPE.

CABLE GRIPS ARE AVAILABLE IN THREE DIFFERENT THREAD TYPES, PG (PANZER GEWINDE, A GERMAN SPECIFIED THREAD WIDELY USED IN EUROPE), METRIC AND NPT (NATIONAL PIPE THREAD – USED IN USA). THIS IS USEFUL SINCE MOST SPECIFIERS THREAD THE CABINET HOLES SO THAT THE CABLE GRIP CAN BE SCREWED INTO IT FOR A MORE SECURE FIT. OTHERS SIMPLY KNOCKOUT A HOLE AND PLACE THE CABLE GRIP INSIDE IT.

OUR CABLE GRIPS ARE APPROVED BY UL AND LLOYDS OF LONDON AND ARE RATED IP 68, THE HIGHEST INGRESS PROTECTION AVAILABLE. INGRESS PROTECTION CONSISTS OF TWO NUMBERS – THE FIRST BETWEEN 0 AND 6, INDICATING THE RESISTANCE TO PARTICLES AND THE SECOND BETWEEN 0 AND 8, INDICATING RESISTANCE TO WATER. PLEASE SEE OUR CHARTS ON PAGES 164 AND 165 EXPLAINING THE IP SYSTEM.





TABLE OF CONTENTS - CABLE GRIPS

NICKEL-PLATED BRASS



METRIC166-170; 202
PG171-174; 203
NPT 175
GAS THREADS 175
HIGH TEMPERATURE APPLICATIONS177-180
MULTIPLE CABLES181-184
NO DRILLED HOLES185-186
FLAT CABLES187-189



SPECIAL ENTRY THREAD190-191



ANTI-KINK/NOZZLE/SPRING/CLAMPS190-197



TRUMPET198-201



STAINLESS STEEL202-205
STAINLESS STEEL ACID RESISTANT206-207



ELBOWS208-211



45 DEGREE212-213



DIN 46320-C4-MS 214



ANTI-KINK NOZZLE AND CLAMPS 215



ELECTRO-MAGNETIC COMPATIBILITY (EMC) -
SHIELD GROUNDING216-229

TABLE OF CONTENTS - CABLE GRIPS

NYLON



NYLON NEOPRENE SEAL -30-100°C230-235



ANTI-KINK.....236-239



ELBOWS240-241

LOCKNUTS

.....242-247



REDUCERS / ENLARGERS / ADAPTERS

NICKLE-PLATED BRASS248-257



NYLON258-261



LOCKING PLUGS

.....262-266




O RINGS

.....268-271



CROSS REFERENCE HEYCO AND OLFLEX

.....272-273



MAIN FEATURES: CABLE GRIPS

- 1** **WIDER DOMED NUT WHICH CAN NOT BE OVER-TIGHTENED.**
THE WIDE DOME DESIGN ALLOWS SPACE FOR THE NEOPRENE SEAL TO FORM A TIGHT GRIP ON THE CABLE, FORMING AN IP68 BARRIER. (PLEASE REFER TO INGRESS PROTECTION [IP] RATINGS ON THE BACK PAGE.)
- 2** **GENEROUS DEEP FLATS**
THE DEEP FLATS ALLOW ENOUGH ROOM FOR THE PROPER WRENCH TO TIGHTEN OR LOOSEN THE CABLE GRIP WITHOUT THE WRENCH COMING OFF.
- 3** **SPACER**
A SMALL SPACER EXISTS BETWEEN THE DOMED NUT AND THE LOCKING COLLETT, PROVIDING AN ADDITIONAL SEAL WHEN FULLY TIGHTENED.
- 4** **NEOPRENE RUBBER SEAL**
THIS SEAL GRIPS AROUND THE CABLE TO FORM THE IP68 BARRIER WHEN PROPERLY TIGHTENED.
- 5** **WEBS ARE STAGGERED FOR BETTER GRIP**
WEBS ARE DESIGNED IN AN ALTERNATING GEOMETRY WHICH ENHANCES GRIPPING CAPABILITY.
- 6** **STAGGERED WEBS**
THE WEB DESIGN IS STAGGERED TO ALLOW FOR SEAL CONFORMITY AROUND THE CABLE TO MAXIMIZE THE PULL OUT RESISTANCE AND PROTECTION AGAINST THE ELEMENTS.
- 7** **SPRUNG WEBS**
THE WEBS ARE DESIGNED SO THAT THEY WILL SPRING BACK TO THEIR ORIGINAL OPEN POSITION MAKING INSTALLATION EASY WHILE MAINTAINING THE SEAL QUALITY.
- 8** **RETENTION SPRINGS FOR DOMED NUT**
THE 'TIGHT SEAL' DESIGN ALLOWS THE DOMED NUT TO LOCK WITH THE COLLETT BEFORE ANY THREADS ARE ENGAGED. THIS GUARDS AGAINST MISTHEADS AS WELL AS AIDS IN THE INSTALLATION PROCESS.
- 9** **SEALING LIP**
THE COLLETT DESIGN INCORPORATES A SEALING LIP WHICH PROVIDES FOR A POSITIVE SEAL AGAINST THE ENCLOSURE.
- 10** **ANTI-TWIST CABLE LOCKING COLLETT**
THE ENTIRE DESIGN OF THE 'TIGHT SEAL' PRODUCT LINE INSURES THAT CABLES WILL NOT TWIST OR TURN ONCE LOCKED DOWN.

TECHNICAL DATA

MATERIAL:

POLYAMIDE PA 6, SELF-EXTINGUISHING,
HALOGEN-FREE

SEAL:

NEOPRENE, OIL AND PETROLEUM RESISTANT

OPERATING TEMPERATURE:

STATIC: -40°C TO 100°C, SHORT-TERM 120°C
DYNAMIC: -30°C TO 80°C, SHORT-TERM 100°C

WEATHER RESISTANCE GOOD

STRAIN RELIEF:

SMOOTH ACTION

SAFETY CLASS:

IP68, WATERPROOF (5 BAR)

PATENTS:

EUROPE, USA, JAPAN

VDE TEST REPORT:

12 796-9000-4001/A 2 J.

UL TEST (UNDERWRITERS LABORATORIES INC.)

LLOYD'S REGISTER OF SHIPPING CERTIFICATE

GERMANISCHE LLOYD CERTIFICATE

KNOCKOUT HOLE REFERENCE CHART



PG	MM	INCHES	METRIC	MM	INCHES
7	12.5	0.492	12	12	0.472
9	15.2	0.598	16	16	0.63
11	18.6	0.732	20	20	0.787
13.5	20.4	0.803	25	25	0.984
16	22.5	0.886	32	32	1.26
21	28.3	1.114	40	40	1.575
29	37	1.457	50	50	1.969
36	47	1.85	63	63	2.48
42	54	2.126			
48	59.3	2.338			

INGRESS PROTECTION (IP) RATINGS

LIST OF PROTECTION CLASSES

IP PROTECTION CLASSES TO DIN 40 050 SHEET 1

UP TO 1000 VAC AND 1500 VDC (UTE STANDARD C 200 10)

IP RATINGS CONSIST OF A TWO DIGIT NUMBER EXPLAINED BELOW:

THE TWO DIGITS CORRESPOND TO THE DESCRIPTION BY DIN 40 050 SHEET 1, IEC 144 AND 525 AS WELL AS UTE C 200 10.

1ST DIGIT DEGREE OF PROTECTION AGAINST TOUCHING AND FOREIGN MATTER

IP SPECIFICATIONS

- 0** NO PROTECTION.
- 1** PROTECTION AGAINST PENETRATION BY SOLID FOREIGN MATTERS LARGER THAN 50 MM (ACCIDENTAL TOUCHING BY HAND).
- 2** PROTECTION AGAINST PENETRATION BY SOLID FOREIGN MATTERS LARGER THAN 12 MM (TOUCHING WITH FINGERS).
- 3** PROTECTION AGAINST PENETRATION BY SOLID FOREIGN MATTERS LARGER THAN 2.5 MM (TOUCHING WITH TOOLS, WIRES LARGER THAN 2.5 MM).
- 4** PROTECTION AGAINST SOLID FOREIGN MATTERS LARGER THAN 1 MM (TOUCHING WITH TOOLS, WIRES LARGER THAN 1 MM).
- 5** COMPLETE PROTECTION FROM BEING TOUCHED. PROTECTION FROM HARMFUL DUST DEPOSITS - DUST PENETRATION IS NOT COMPLETELY PREVENTED.
- 6** COMPLETE PROTECTION FROM BEING TOUCHED. PROTECTION AGAINST PENETRATION BY DUST.

2ND DIGIT DEGREE OF PROTECTION AGAINST WATER

IP SPECIFICATIONS

- 0** NO PROTECTION.
- 1** PROTECTION AGAINST VERTICALLY DRIPPING WATER.
- 2** PROTECTION AGAINST DRIP WATER FALLING AT AN ANGLE OF UP TO 15 DEGREES.
- 3** PROTECTION AGAINST SPRAY WATER FALLING AT AN ANGLE OF UP TO 60 DEGREES.
- 4** PROTECTION AGAINST SPRAY WATER FROM ALL DIRECTIONS.
- 5** PROTECTION AGAINST WATER JETS FROM ALL DIRECTIONS
- 6** PROTECTION AGAINST TEMPORARY FLOODING, E.G., BY ROUGH SEA.
- 7** PROTECTION WHEN SUBMERSED IN WATER AT SPECIFIED PRESSURE AND UNSPECIFIED DURATION.
- 8** PROTECTION WHEN SUBMERSED IN WATER AT ELEVATED PRESSURE AND UNSPECIFIED TIME.
- 9K** PROTECTION AGAINST THE PENETRATION OF WATER DURING HIGH PRESSURE (80-100 BARS), HIGH TEMPERATURE WASH-DOWN APPLICATIONS (80°C).

USE AND APPLICATION OF NYLON CABLE GRIPS

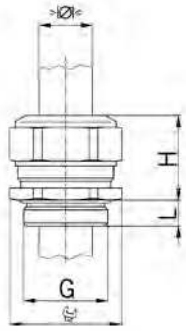
1. THE USE OF SYNTHETIC - CABLE GRIPS IS ALMOST UNLIMITED WITHIN THE ELECTRICAL AND ELECTRONICS INDUSTRY. INSTALLATIONS WHERE CABLES MUST BE LED SAFELY THROUGH A WALL OF AN ENCLOSURE WILL BE SPECIFIED WITH CABLE GRIPS. SYNTHETIC CABLE GRIPS ARE SPECIFIED TO:
 - SECURE THE CABLE TO THE ENCLOSURE'S WALL TO PROVIDE EXCELLENT PULL-OUT RESISTANCE.
 - SEAL AND PROTECT THE INSIDE OF THE ENCLOSURE FROM THE UNWANTED AFFECTS OF THE ENVIRONMENT. THESE CONTAMINANTS MAY BE WATER, GAS, CHEMICALS VAPORS, OR FUMES.
 - REDUCE MATERIAL COST DUE TO USE OF LIGHTER, LESS EXPENSIVE MATERIALS, AS WELL AS, ELIMINATING THE NEED FOR RUNNING CONDUIT.

2. SOME OF THE TYPICAL APPLICATIONS USING CABLE GRIPS ARE:
 - MACHINERY
 - PROCESS EQUIPMENT ENGINEERING
 - APPARATUS AND APPLIANCE CONSTRUCTION
 - AIRCRAFT AND AUTOMOTIVE ENGINEERING
 - LOCOMOTIVE ENGINEERING
 - ELEVATOR ENGINEERING
 - PLANT ENGINEERING
 - CHEMICAL AND PHARMACEUTICAL INDUSTRIES
 - REFINERIES
 - NUCLEAR RESEARCH INSTITUTIONS
 - PROCESS AUTOMATION AND PROCESS ENGINEERING
 - INDOOR AND OUTDOOR ELECTRICAL INSTALLATIONS
 - SWITCHGEAR AND DISTRIBUTION CONSTRUCTION
 - EQUIPMENT FOR MILITARY PURPOSES
 - MUNICIPAL AND UTILITY TYPE APPLICATIONS, SUCH AS POWER, ELECTRICITY AND GAS WORKS



CABLE GLANDS NICKEL-PLATED BRASS

SHORT ENTRY THREAD METRIC



MATERIAL:	NICKEL-PLATED BRASS
SEAL:	TPE
O-RING:	NBR
STRAIN RELIEF:	ACCORDING TO EN 50262 VERSION A
TEMPERATURE RANGE:	-40°C / +100°C
PROTECTION CLASS:	IP 68 (UP TO 10 BAR)
PROTECTION TYPE ADDITION:	IP 69K



PROGRESS MS

ONE-PIECE SEALING INSERT / OVERALL LENGTH INSULATED



G	>Ø< min mm	>Ø< max mm	Ø mm	H mm	L mm	i info	Part. no.	
M6x1.0	2.0	2.5	8	12	5	1	1060.06.025	50
M6x1.0	2.5	3.0	8	12	5	1	1060.06.030	50
M8x1.25	2.5	3.0	11	14	5	1	1060.08.030	50
M8x1.25	3.0	4.0	11	14	5	1	1060.08.040	50
M10x1.5	3.0	4.0	13	15	5	1	1060.10.040	50
M10x1.5	4.0	6.0	13	15	5	1	1060.10.060	50
M12x1.5	3.5	5.0	15	17	5	-	1060.12.050	50
M12x1.5	5.0	6.5	15	17	5	-	1060.12.065	50
M12x1.5	6.5	7.5	15	17	5	-	1060.12.075	50
M16x1.5	4.5	6.0	18	20	5	-	1060.17.060	50
M16x1.5	6.0	8.0	18	20	5	-	1060.17.080	50
M16x1.5	8.0	10.5	18	22	5	-	1060.17.105	50
M20x1.5	6.0	8.0	24	21	6	-	1060.20.080	50
M20x1.5	8.0	11.0	24	21	6	-	1060.20.110	50
M20x1.5	11.0	14.5	24	23	6	-	1060.20.145	50
M25x1.5	9.5	12.5	30	25	7	-	1060.25.125	25
M25x1.5	12.5	16.0	30	25	7	-	1060.25.160	25
M25x1.5	16.0	19.0	30	28	7	-	1060.25.190	25
M32x1.5	17.0	21.0	36	28	8	-	1060.32.210	25
M32x1.5	21.0	25.5	36	28	8	-	1060.32.255	25
M40x1.5	24.0	28.5	46	31	8	-	1060.40.285	10
M40x1.5	28.5	33.0	46	31	8	-	1060.40.330	10
M50x1.5	33.0	37.0	55	34	9	-	1060.50.370	10
M50x1.5	37.0	42.0	55	34	9	-	1060.50.420	10
M63x1.5	40.0	46.0	70	37	10	-	1060.63.460	5
M63x1.5	46.0	52.0	70	37	10	-	1060.63.520	5
M75x1.5	50.0	56.0	80	38	11	-	1060.75.560	1
M75x1.5	56.0	63.0	80	38	11	-	1060.75.630	1

1 = Metric coarse-pitch thread



PROGRESS MS

TWO-PIECE SEALING INSERT / OVERALL LENGTH INSULATED

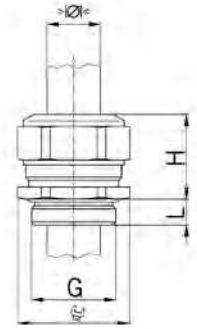


G	>Ø< min mm	>Ø< max mm	Ø mm	H mm	L mm	Part. no.	
M16x1.5	6.0	10.5	18	22	5	1060.17	50
M20x1.5	8.0	14.5	24	23	6	1060.20	50
M25x1.5	12.5	19.0	30	28	7	1060.25	25
M32x1.5	17.0	25.5	36	28	8	1060.32	25
M40x1.5	24.0	33.0	46	31	8	1060.40	10
M50x1.5	33.0	42.0	55	34	9	1060.50	10
M63x1.5	40.0	52.0	70	37	10	1060.63	5
M75x1.5	50.0	63.0	80	38	11	1060.75	1

CABLE GLANDS NICKEL-PLATED BRASS

SHORT ENTRY THREAD METRIC

MATERIAL: NICKEL-PLATED BRASS
 SEAL: TPE / NBR
 O-RING: NBR
 STRAIN RELIEF: ACCORDING TO EN 50262 VERSION A
 TEMPERATURE RANGE: -40°C / +100°C
 PROTECTION CLASS: IP 68 (UP TO 10 BAR)
 PROTECTION TYPE ADDITION: IP 69K



PROGRESS MS



ONE-PIECE SEALING INSERT / NOT OVERALL LENGTH INSULATED

G	>Ø< min mm	>Ø< max mm	mm	H mm	L mm	i info	Part. no.	
M6x1.0	2.0	2.5	8	12	5	1	1000.06.025	50
M6x1.0	2.5	3.0	8	12	5	1	1000.06.030	50
M6x1.0	3.0	3.5	8	12	5	1	1000.06.035	50
M8x1.25	2.5	3.5	11	14	5	1	1000.08.035	50
M8x1.25	3.5	5.0	11	14	5	1	1000.08.050	50
M10x1.5	3.0	4.0	13	15	5	1	1000.10.040	50
M10x1.5	4.0	6.0	13	15	5	1	1000.10.060	50
M12x1.5	3.5	5.0	15	17	5	-	1000.12.050	50
M12x1.5	5.0	6.5	15	17	5	-	1000.12.065	50
M12x1.5	6.5	8.0	15	17	5	-	1000.12.080	50
M16x1.5	3.5	4.5	18	20	5	-	1000.17.045	50
M16x1.5	4.5	6.0	18	20	5	-	1000.17.060	50
M16x1.5	6.0	8.0	18	20	5	-	1000.17.080	50
M16x1.5	8.0	10.5	18	22	5	-	1000.17.105	50
M20x1.5	6.0	8.0	24	21	6	-	1000.20.080	50
M20x1.5	8.0	11.0	24	21	6	-	1000.20.110	50
M20x1.5	11.0	15.0	24	23	6	-	1000.20.150	50
M25x1.5	9.5	12.5	30	25	7	-	1000.25.125	25
M25x1.5	12.5	16.0	30	27	7	-	1000.25.160	25
M25x1.5	16.0	20.5	30	28	7	-	1000.25.205	25
M32x1.5	14.0	17.0	36	28	8	-	1000.32.170	25
M32x1.5	17.0	21.0	36	28	8	-	1000.32.210	25
M32x1.5	21.0	25.5	36	28	8	-	1000.32.255	25
M40x1.5	20.0	24.0	46	31	8	-	1000.40.240	10
M40x1.5	24.0	28.5	46	31	8	-	1000.40.285	10
M40x1.5	28.5	33.0	46	31	8	-	1000.40.330	10
M50x1.5	29.0	33.0	55	34	9	-	1000.50.330	10
M50x1.5	33.0	37.0	55	34	9	-	1000.50.370	10
M50x1.5	37.0	42.0	55	34	9	-	1000.50.420	10
M63x1.5	35.0	40.0	70	37	10	-	1000.63.400	5
M63x1.5	40.0	46.0	70	37	10	-	1000.63.460	5
M63x1.5	46.0	52.0	70	37	10	-	1000.63.520	5
M75x1.5	45.0	50.0	80	38	11	-	1000.75.500	1
M75x1.5	50.0	56.0	80	38	11	-	1000.75.560	1
M75x1.5	56.0	63.0	80	38	11	-	1000.75.630	1
M85x2.0	63.0	70.0	95	41	18	-	1000.85.700	1
M95x2.0	68.0	75.0	110	51	20	-	1000.95.750	1
M95x2.0	73.0	80.0	110	51	20	-	1000.95.800	1
M100x3.0	78.0	85.0	115	51	22	-	1000.100.850	1
M105x3.0	83.0	90.0	120	52	22	-	1000.105.900	1
M115x3.0	88.0	95.0	125	52	22	-	1000.115.950	1

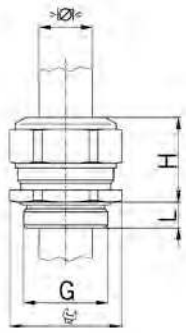


1 = METRIC COARSE-PITCH THREAD



CABLE GLANDS NICKEL-PLATED BRASS

SHORT ENTRY THREAD METRIC



MATERIAL:	NICKEL-PLATED BRASS
SEAL:	TPE
O-RING:	NBR
STRAIN RELIEF:	ACCORDING TO EN 50262 VERSION A
TEMPERATURE RANGE:	-40°C / +100°C
PROTECTION CLASS:	IP 68 (UP TO 10 BAR)
PROTECTION TYPE ADDITION:	IP 69K



PROGRESS MS

TWO-PIECE SEALING INSERT / NOT OVERALL LENGTH INSULATED



G	>Ø< min mm	>Ø< max mm	H mm	L mm	PART. NO.	
M16x1.5	6.0	10.5	18	22	1000.17	50
M20x1.5	8.0	15.0	24	23	1000.20	50
M25x1.5	12.5	20.5	30	28	1000.25	25
M32x1.5	17.0	25.5	36	28	1000.32	25
M40x1.5	24.0	33.0	46	31	1000.40	10
M50x1.5	33.0	42.0	55	34	1000.50	10
M63x1.5	40.0	52.0	70	37	1000.63	5
M75x1.5	50.0	63.0	80	38	1000.75	1

LONG ENTRY THREAD METRIC



PROGRESS MS

ONE-PIECE SEALING INSERT / OVERALL LENGTH INSULATED



G	>Ø< min mm	>Ø< max mm	H mm	L mm	i info	PART. NO.	
M6x1.0	2.0	2.5	8	12	8	1160.06.025	50
M6x1.0	2.5	3.0	8	12	8	1160.06.030	50
M8x1.25	2.5	3.0	11	14	10	1160.08.030	50
M8x1.25	3.0	4.0	11	14	10	1160.08.040	50
M10x1.5	3.0	4.0	13	15	10	1160.10.040	50
M10x1.5	4.0	6.0	13	15	10	1160.10.060	50
M12x1.5	3.5	5.0	15	17	10	1160.12.050	50
M12x1.5	5.0	6.5	15	17	10	1160.12.065	50
M12x1.5	6.5	7.5	15	17	10	1160.12.075	50
M16x1.5	8.0	10.5	18	22	10	1160.17.105	50
M20x1.5	11.0	14.5	24	23	10	1160.20.145	50
M25x1.5	16.0	19.0	30	28	11	1160.25.190	25
M32x1.5	21.0	25.5	36	28	13	1160.32.255	25
M40x1.5	28.5	33.0	46	34	13	1160.40.330	10
M50x1.5	37.0	42.0	55	34	14	1160.50.420	10
M63x1.5	46.0	52.0	70	37	14	1160.63.520	5
M75x1.5	56.0	63.0	80	38	15	1160.75.630	1

1 = METRIC COARSE-PITCH THREAD



PROGRESS MS

TWO-PIECE SEALING INSERT / OVERALL LENGTH INSULATED

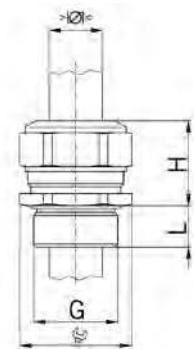


G	>Ø< min mm	>Ø< max mm	H mm	L mm	PART. NO.	
M16x1.5	6.0	10.5	18	22	1160.17	50
M20x1.5	8.0	14.5	24	23	1160.20	50
M25x1.5	12.5	19.0	30	28	1160.25	25
M32x1.5	17.0	25.5	36	28	1160.32	25
M40x1.5	24.0	33.0	46	31	1160.40	10
M50x1.5	33.0	42.0	55	34	1160.50	10
M63x1.5	40.0	52.0	70	37	1160.63	5
M75x1.5	50.0	63.0	80	38	1160.75	1

CABLE GLANDS NICKEL-PLATED BRASS

LONG ENTRY THREAD METRIC

MATERIAL: NICKEL-PLATED BRASS
 SEAL: TPE
 O-RING: NBR
 STRAIN RELIEF: ACCORDING TO EN 50262 VERSION A
 TEMPERATURE RANGE: -40°C / +100°C
 PROTECTION CLASS: IP 68 (UP TO 10 BAR)
 PROTECTION TYPE ADDITION: IP 69K



PROGRESS MS



ONE-PIECE SEALING INSERT / NOT OVERALL LENGTH INSULATED

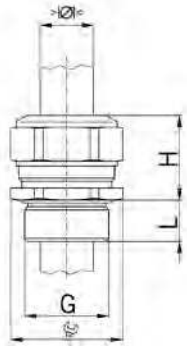
G	>Ø< min mm	>Ø< max mm	Ø mm	H mm	L mm	i info	PART. NO.	
M6x1.0	2.0	2.5	8	12	8	1	1100.06.025	50
M6x1.0	2.5	3.0	8	12	8	1	1100.06.030	50
M6x1.0	3.0	3.5	8	12	8	1	1100.06.035	50
M8x1.25	2.5	3.5	11	14	10	1	1100.08.035	50
M8x1.25	3.5	5.0	11	14	10	1	1100.08.050	50
M10x1.5	3.0	4.0	13	15	10	1	1100.10.040	50
M10x1.5	4.0	6.0	13	15	10	1	1100.10.060	50
M12x1.5	3.5	5.0	15	17	10	-	1100.12.050	50
M12x1.5	5.0	6.5	15	17	10	-	1100.12.065	50
M12x1.5	6.5	8.0	15	17	10	-	1100.12.080	50
M16x1.5	3.5	4.5	18	20	10	-	1100.17.045	50
M16x1.5	4.5	6.0	18	20	10	-	1100.17.060	50
M16x1.5	6.0	8.0	18	20	10	-	1100.17.080	50
M16x1.5	8.0	10.5	18	22	10	-	1100.17.105	50
M20x1.5	6.0	8.0	24	21	10	-	1100.20.080	50
M20x1.5	8.0	11.0	24	21	10	-	1100.20.110	50
M20x1.5	11.0	15.0	24	23	10	-	1100.20.150	50
M25x1.5	9.5	12.5	30	25	11	-	1100.25.125	25
M25x1.5	12.5	16.0	30	27	11	-	1100.25.160	25
M25x1.5	16.0	20.5	30	28	11	-	1100.25.205	25
M32x1.5	14.0	17.0	36	28	13	-	1100.32.170	25
M32x1.5	17.0	21.0	36	28	13	-	1100.32.210	25
M32x1.5	21.0	25.5	36	28	13	-	1100.32.255	25
M40x1.5	20.0	24.0	46	31	13	-	1100.40.240	10
M40x1.5	24.0	28.5	46	31	13	-	1100.40.285	10
M40x1.5	28.5	33.0	46	31	13	-	1100.40.330	10
M50x1.5	29.0	33.0	55	34	14	-	1100.50.330	10
M50x1.5	33.0	37.0	55	34	14	-	1100.50.370	10
M50x1.5	37.0	42.0	55	34	14	-	1100.50.420	10
M63x1.5	35.0	40.0	70	37	14	-	1100.63.400	5
M63x1.5	40.0	46.0	70	37	14	-	1100.63.460	5
M63x1.5	46.0	52.0	70	37	14	-	1100.63.520	5
M75x1.5	45.0	50.0	80	38	15	-	1100.75.500	1
M75x1.5	50.0	56.0	80	38	15	-	1100.75.560	1
M75x1.5	56.0	63.0	80	38	15	-	1100.75.630	1

1 = METRIC COARSE-PITCH THREAD



CABLE GLANDS NICKEL-PLATED BRASS

LONG ENTRY THREAD METRIC



MATERIAL:	NICKEL-PLATED BRASS
SEAL:	TPE
O-RING:	NBR
STRAIN RELIEF:	ACCORDING TO EN 50262 VERSION A
TEMPERATURE RANGE:	-40°C / +100°C
PROTECTION CLASS:	IP 68 (UP TO 10 BAR)
PROTECTION TYPE ADDITION:	IP 69K



PROGRESS MS



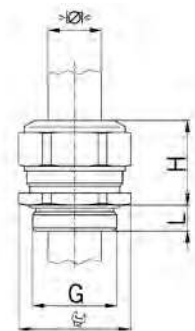
TWO-PIECE SEALING INSERT / NOT OVERALL LENGTH INSULATED

G	>Ø< min mm	>Ø< max mm	 mm	H mm	L mm	PART. NO.	
M16x1.5	6.0	10.5	18	22	10	1100.17	50
M20x1.5	8.0	15.0	24	23	10	1100.20	50
M25x1.5	12.5	20.5	30	28	11	1100.25	25
M32x1.5	17.0	25.5	36	28	13	1100.32	25
M40x1.5	24.0	33.0	46	31	13	1100.40	10
M50x1.5	33.0	42.0	55	34	14	1100.50	10
M63x1.5	40.0	52.0	70	37	14	1100.63	5
M75x1.5	50.0	63.0	80	38	15	1100.75	1

CABLE GLANDS NICKEL-PLATED BRASS

SHORT ENTRY THREAD PG

MATERIAL: NICKEL-PLATED BRASS
 SEAL: TPE
 O-RING: NBR
 TEMPERATURE RANGE: -40°C / +100°C
 PROTECTION CLASS: IP 68 (UP TO 10 BAR)
 PROTECTION TYPE ADDITION: IP 69K



PROGRESS MS



ONE-PIECE SEALING INSERT / OVERALL LENGTH INSULATED

G	>math>\varnothing</math> min mm	>math>\varnothing</math> max mm	 mm	H mm	L mm	PART. NO.	
Pg 7	3.5	5.0	15	17	6.0	1060.07.050	50
Pg 7	5.0	6.5	15	17	6.0	1060.07.065	50
Pg 7	6.5	7.5	15	17	6.0	1060.07.075	50
Pg 9	4.5	6.0	18	20	6.0	1060.09.060	50
Pg 9	6.0	8.0	18	20	6.0	1060.09.080	50
Pg 9	8.0	10.5	18	22	6.0	1060.09.105	50
Pg 11	4.0	5.5	21	21	6.0	1060.11.055	50
Pg 11	5.5	8.5	21	21	6.0	1060.11.085	50
Pg 11	8.5	12.0	21	21	6.0	1060.11.120	50
Pg 13	6.0	8.0	24	21	6.0	1060.13.080	50
Pg 13	8.0	11.0	24	21	6.0	1060.13.110	50
Pg 13	11.0	14.5	24	23	6.0	1060.13.145	50
Pg 16	6.0	8.0	24	23	6.0	1060.16.080	50
Pg 16	8.0	11.0	24	23	6.0	1060.16.110	50
Pg 16	11.0	14.5	24	23	6.0	1060.16.145	50
Pg 21	9.5	12.5	30	28	7.5	1060.21.125	25
Pg 21	12.5	16.0	30	28	7.5	1060.21.160	25
Pg 21	16.0	19.0	30	28	7.5	1060.21.190	25
Pg 29	19.0	23.0	38	28	8.0	1060.29.230	25
Pg 29	23.0	27.5	38	28	8.0	1060.29.275	25
Pg 36	26.0	30.5	50	32	8.0	1060.36.305	10
Pg 36	30.5	35.0	50	32	8.0	1060.36.350	10
Pg 42	33.0	37.0	55	34	10.0	1060.42.370	10
Pg 42	37.0	42.0	55	34	10.0	1060.42.420	10
Pg 48	37.0	43.0	65	37	11.0	1060.48.430	10
Pg 48	43.0	49.0	65	37	11.0	1060.48.490	10



PROGRESS MS



TWO-PIECE SEALING INSERT / OVERALL LENGTH INSULATED

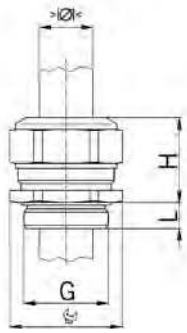
G	>math>\varnothing</math> min mm	>math>\varnothing</math> max mm	 mm	H mm	L mm	PART. NO.	
Pg 9	6.0	10.5	18	22	6.0	1060.09	50
Pg 11	5.5	12.0	21	21	6.0	1060.11	50
Pg 13	8.0	14.5	24	23	6.0	1060.13	50
Pg 16	8.0	14.5	24	23	6.0	1060.16	50
Pg 21	12.5	19.0	30	28	7.5	1060.21	25
Pg 29	19.0	27.5	38	28	8.0	1060.29	25
Pg 36	26.0	35.0	50	32	8.0	1060.36	10
Pg 42	33.0	42.0	55	34	10.0	1060.42	10
Pg 48	37.0	49.0	65	37	11.0	1060.48	10





CABLE GLANDS NICKEL-PLATED BRASS

SHORT ENTRY THREAD PG



MATERIAL: NICKEL-PLATED BRASS
 SEAL: TPE
 O-RING: NBR
 TEMPERATURE RANGE: -40°C / +100°C
 PROTECTION CLASS: IP 68 (UP TO 10 BAR)
 PROTECTION TYPE ADDITION: IP 69K



PROGRESS MS

ONE-PIECE SEALING INSERT / NOT OVERALL LENGTH INSULATED



G	>Ø< min mm	>Ø< max mm	Ø mm	H mm	L mm	PART. NO.	
Pg 7	3.5	5.0	15	17	6.0	1000.07.050	50
Pg 7	5.0	6.5	15	17	6.0	1000.07.065	50
Pg 7	6.5	8.0	15	17	6.0	1000.07.080	50
Pg 9	3.5	4.5	18	20	6.0	1000.09.045	50
Pg 9	4.5	6.0	18	20	6.0	1000.09.060	50
Pg 9	6.0	8.0	18	20	6.0	1000.09.080	50
Pg 9	8.0	10.5	18	22	6.0	1000.09.105	50
Pg 11	4.0	5.5	21	21	6.0	1000.11.055	50
Pg 11	5.5	8.5	21	21	6.0	1000.11.085	50
Pg 11	8.5	12.0	21	21	6.0	1000.11.120	50
Pg 13	6.0	8.0	24	21	6.0	1000.13.080	50
Pg 13	8.0	11.0	24	21	6.0	1000.13.110	50
Pg 13	11.0	15.0	24	23	6.0	1000.13.150	50
Pg 16	6.0	8.0	24	23	6.0	1000.16.080	50
Pg 16	8.0	11.0	24	23	6.0	1000.16.110	50
Pg 16	11.0	15.0	24	23	6.0	1000.16.150	50
Pg 21	9.5	12.5	30	28	7.5	1000.21.125	25
Pg 21	12.5	16.0	30	28	7.5	1000.21.160	25
Pg 21	16.0	20.5	30	28	7.5	1000.21.205	25
Pg 29	16.0	19.0	38	28	8.0	1000.29.190	25
Pg 29	19.0	23.0	38	28	8.0	1000.29.230	25
Pg 29	23.0	27.5	38	28	8.0	1000.29.275	25
Pg 36	21.5	26.0	50	32	8.0	1000.36.260	10
Pg 36	26.0	30.5	50	32	8.0	1000.36.305	10
Pg 36	30.5	35.0	50	32	8.0	1000.36.350	10
Pg 42	29.0	33.0	55	34	10.0	1000.42.330	10
Pg 42	33.0	37.0	55	34	10.0	1000.42.370	10
Pg 42	37.0	42.0	55	34	10.0	1000.42.420	10
Pg 48	32.0	37.0	65	37	11.0	1000.48.370	10
Pg 48	37.0	43.0	65	37	11.0	1000.48.430	10
Pg 48	43.0	49.0	65	37	11.0	1000.48.490	10

PROGRESS MS

TWO-PIECE SEALING INSERT / NOT OVERALL LENGTH INSULATED

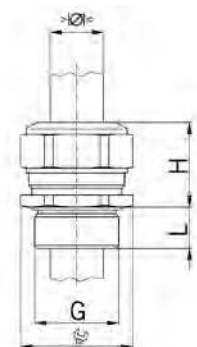


G	>Ø< min mm	>Ø< max mm	Ø mm	H mm	L mm	PART. NO.	
Pg 9	6.0	10.5	18	22	6.0	1000.09	50
Pg 11	5.5	12.0	21	21	6.0	1000.11	50
Pg 13	8.0	15.0	24	23	6.0	1000.13	50
Pg 16	8.0	15.0	24	23	6.0	1000.16	50
Pg 21	12.5	20.5	30	28	7.5	1000.21	25
Pg 29	19.0	27.5	38	28	8.0	1000.29	25
Pg 36	26.0	35.0	50	32	8.0	1000.36	10
Pg 42	33.0	42.0	55	34	10.0	1000.42	10
Pg 48	37.0	49.0	65	37	11.0	1000.48	10

CABLE GLANDS NICKEL-PLATED BRASS

LONG ENTRY THREAD PG

MATERIAL: NICKEL-PLATED BRASS
 SEAL: TPE
 O-RING: NBR
 TEMPERATURE RANGE: -40°C / +100°C
 PROTECTION CLASS: IP 68 (UP TO 10 BAR)
 PROTECTION TYPE ADDITION: IP 69K



PROGRESS MS



ONE-PIECE SEALING INSERT / OVERALL LENGTH INSULATED

G	$\begin{matrix} > \varnothing < \\ \text{min mm} \end{matrix}$	$\begin{matrix} > \varnothing < \\ \text{max mm} \end{matrix}$	$\begin{matrix} \text{mm} \\ \text{mm} \end{matrix}$	H	L	PART. NO.	
Pg 7	5.0	6.5	15	17	10	1160.07.065	50
Pg 7	6.5	7.5	15	17	10	1160.07.075	50
Pg 9	8.0	10.5	18	22	10	1160.09.105	50
Pg 11	8.5	12.0	21	21	10	1160.11.120	50
Pg 13	11.0	14.5	24	23	10	1160.13.145	50
Pg 16	11.0	14.5	24	23	10	1160.16.145	50
Pg 21	16.0	19.0	30	28	12	1160.21.190	25
Pg 29	23.0	27.5	38	28	12	1160.29.275	25
Pg 36	30.5	35.0	50	32	15	1160.36.350	10
Pg 42	37.0	42.0	55	32	15	1160.42.420	10
Pg 48	43.0	49.0	65	37	15	1160.48.490	10



PROGRESS MS



TWO-PIECE SEALING INSERT / OVERALL LENGTH INSULATED

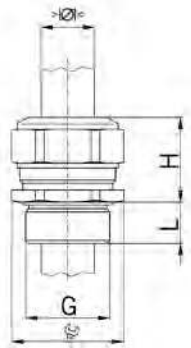
G	$\begin{matrix} > \varnothing < \\ \text{min mm} \end{matrix}$	$\begin{matrix} > \varnothing < \\ \text{max mm} \end{matrix}$	$\begin{matrix} \text{mm} \\ \text{mm} \end{matrix}$	H	L	PART. NO.	
Pg 9	6.0	10.5	18	22	10	1160.09	50
Pg 11	5.5	12.0	21	21	10	1160.11	50
Pg 13	8.0	14.5	24	23	10	1160.13	50
Pg 16	8.0	14.5	24	23	10	1160.16	50
Pg 21	12.5	19.0	30	28	12	1160.21	25
Pg 29	19.0	27.5	38	28	12	1160.29	25
Pg 36	26.0	35.0	50	32	15	1160.36	10
Pg 42	33.0	42.0	55	34	15	1160.42	10
Pg 48	37.0	49.0	65	37	15	1160.48	10





CABLE GLANDS NICKEL-PLATED BRASS

LONG ENTRY THREAD PG



MATERIAL: NICKEL-PLATED BRASS
 SEAL: TPE
 O-RING: NBR
 TEMPERATURE RANGE: -40°C / +100°C
 PROTECTION CLASS: IP 68 (UP TO 10 BAR)
 PROTECTION TYPE ADDITION: IP 69K

PROGRESS MS

ONE-PIECE SEALING INSERT / NOT OVERALL LENGTH INSULATED



G	>Ø< min mm	>Ø< max mm	Ø mm	H mm	L mm	PART. NO.	
Pg 7	3.5	5.0	15	17	10	1100.07.050	50
Pg 7	5.0	6.5	15	17	10	1100.07.065	50
Pg 7	6.5	8.0	15	17	10	1100.07.080	50
Pg 9	3.5	4.5	18	20	10	1100.09.045	50
Pg 9	4.5	6.0	18	20	10	1100.09.060	50
Pg 9	6.0	8.0	18	20	10	1100.09.080	50
Pg 9	8.0	10.5	18	22	10	1100.09.105	50
Pg 11	4.0	5.5	21	21	10	1100.11.055	50
Pg 11	5.5	8.5	21	21	10	1100.11.085	50
Pg 11	8.5	12.0	21	21	10	1100.11.120	50
Pg 13	6.0	8.0	24	21	10	1100.13.080	50
Pg 13	8.0	11.0	24	21	10	1100.13.110	50
Pg 13	11.0	15.0	24	23	10	1100.13.150	50
Pg 16	6.0	8.0	24	23	10	1100.16.080	50
Pg 16	8.0	11.0	24	23	10	1100.16.110	50
Pg 16	11.0	15.0	24	23	10	1100.16.150	50
Pg 21	9.5	12.5	30	28	12	1100.21.125	25
Pg 21	12.5	16.0	30	28	12	1100.21.160	25
Pg 21	16.0	20.5	30	28	12	1100.21.205	25
Pg 29	16.0	19.0	38	28	12	1100.29.190	25
Pg 29	19.0	23.0	38	28	12	1100.29.230	25
Pg 29	23.0	27.5	38	28	12	1100.29.275	25
Pg 36	21.5	26.0	50	32	15	1100.36.260	10
Pg 36	26.0	30.5	50	32	15	1100.36.305	10
Pg 36	30.5	35.0	50	32	15	1100.36.350	10
Pg 42	29.0	33.0	55	34	15	1100.42.330	10
Pg 42	33.0	37.0	55	34	15	1100.42.370	10
Pg 42	37.0	42.0	55	34	15	1100.42.420	10
Pg 48	32.0	37.0	65	37	15	1100.48.370	10
Pg 48	37.0	43.0	65	37	15	1100.48.430	10
Pg 48	43.0	49.0	65	37	15	1100.48.490	10

PROGRESS MS

TWO-PIECE SEALING INSERT / NOT OVERALL LENGTH INSULATED

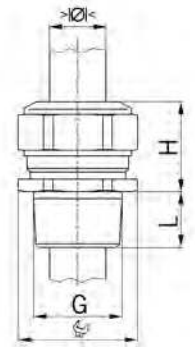


G	>Ø< min mm	>Ø< max mm	Ø mm	H mm	L mm	PART. NO.	
Pg 9	6.0	10.5	18	22	10	1100.09	50
Pg 11	5.5	12.0	21	21	10	1100.11	50
Pg 13	8.0	15.0	24	23	10	1100.13	50
Pg 16	8.0	15.0	24	23	10	1100.16	50
Pg 21	12.5	20.5	30	28	12	1100.21	25
Pg 29	19.0	27.5	38	28	12	1100.29	25
Pg 36	26.0	35.0	50	32	15	1100.36	10
Pg 42	33.0	42.0	55	34	15	1100.42	10
Pg 48	37.0	49.0	65	37	15	1100.48	10

CABLE GLANDS NICKEL-PLATED BRASS

ENTRY THREAD NPT

MATERIAL:	NICKEL-PLATED BRASS
SEAL:	TPE
TEMPERATURE RANGE:	-40°C / +100°C
PROTECTION CLASS:	IP 68 (UP TO 10 BAR)
PROTECTION TYPE ADDITION:	IP 69K
ENTRY THREAD:	IP 68, IF THE ENTRY THREAD IS SEALED



PROGRESS NPT



ONE-PIECE SEALING INSERT / NOT OVERALL LENGTH INSULATED

G	>Ø< min mm	>Ø< max mm	Ø mm	H mm	L mm	PART. NO.	
NPT 1/8"	3.0	4.0	13	15	8	1000.1/8NPT.040	50
NPT 1/8"	4.0	6.0	13	15	8	1000.1/8NPT.060	50
NPT 1/4"	3.5	5.0	15	17	12	1000.1/4NPT.050	50
NPT 1/4"	5.0	6.5	15	17	12	1000.1/4NPT.065	50
NPT 1/4"	6.5	8.0	15	17	12	1000.1/4NPT.080	50
NPT 3/8"	3.5	4.5	18	20	12	1000.3/8NPT.045	50
NPT 3/8"	4.5	6.0	18	20	12	1000.3/8NPT.060	50
NPT 3/8"	6.0	8.0	18	20	12	1000.3/8NPT.080	50
NPT 3/8"	8.0	10.5	18	22	12	1000.3/8NPT.105	50
NPT 1/2"	6.0	8.0	24	21	15	1000.1/2NPT.080	50
NPT 1/2"	8.0	11.0	24	21	15	1000.1/2NPT.110	50
NPT 1/2"	11.0	15.0	24	23	15	1000.1/2NPT.150	50
NPT 3/4"	9.5	12.5	30	28	15	1000.3/4NPT.125	25
NPT 3/4"	12.5	16.0	30	28	15	1000.3/4NPT.160	25
NPT 3/4"	16.0	20.5	30	28	15	1000.3/4NPT.205	25
NPT 1"	14.0	17.0	36	28	20	1000.1NPT.170	25
NPT 1"	17.0	21.0	36	28	20	1000.1NPT.210	25
NPT 1"	21.0	25.5	36	28	20	1000.1NPT.255	25
NPT 1 1/4"	20.0	24.0	46	31	20	1000.11/4NPT.240	10
NPT 1 1/4"	24.0	28.5	46	31	20	1000.11/4NPT.285	10
NPT 1 1/4"	28.5	33.0	46	31	20	1000.11/4NPT.330	10
NPT 1 1/2"	29.0	33.0	55	34	22	1000.11/2NPT.330	10
NPT 1 1/2"	33.0	37.0	55	34	22	1000.11/2NPT.370	10
NPT 1 1/2"	37.0	41.0	55	34	22	1000.11/2NPT.410	10
NPT 2"	35.0	40.0	70	37	22	1000.2NPT.400	5
NPT 2"	40.0	46.0	70	37	22	1000.2NPT.460	5
NPT 2"	46.0	52.0	70	37	22	1000.2NPT.520	5



PROGRESS NPT



TWO-PIECE SEALING INSERT / NOT OVERALL LENGTH INSULATED

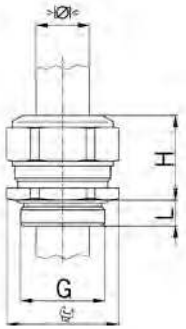
G	>Ø< min mm	>Ø< max mm	Ø mm	H mm	L mm	PART. NO.	
NPT 3/8"	6.0	10.5	18	22	12	1000.3/8NPT	50
NPT 1/2"	8.0	15.0	24	23	15	1000.1/2NPT	50
NPT 3/4"	12.5	20.5	30	28	15	1000.3/4NPT	25
NPT 1"	17.0	25.5	36	28	20	1000.1NPT	25
NPT 1 1/4"	24.0	33.0	46	31	20	1000.11/4NPT	10
NPT 1 1/2"	33.0	41.0	55	34	22	1000.11/2NPT	10
NPT 2"	40.0	52.0	70	37	22	1000.2NPT	5





CABLE GLANDS NICKEL-PLATED BRASS



GAS-PIPE ENTRY THREAD



MATERIAL: NICKEL-PLATED BRASS
 SEAL: TPE
 O-RING: NBR
 TEMPERATURE RANGE: -40°C / +100°C
 PROTECTION CLASS: IP 68



TWO-PIECE SEALING INSERT / NOT OVERALL LENGTH INSULATED

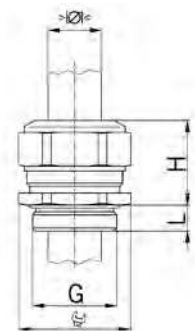
G	>Ø< min mm	>Ø< max mm	 mm	H mm	L mm	i info	PART. NO.	
G 3/8"	5.5	12.0	21	21	6	-	1000.3/8G	50
G 1/2"	8.0	15.0	24	23	8	-	1000.1/2G	50
G 3/4"	12.5	20.5	30	28	10	-	1000.3/4G	25
G 1"	17.0	25.5	36	28	11	-	1000.1G	25
G 1 1/2"	25.0	35.0	55/50	32	12	-	1000.1 1/2G	10
G 2"	37.0	49.0	65	37	12	-	1000.2G	10
G 2 1/2"	45.0	50.0	80	38	18	1	1000.21/2G.500	1
G 2 1/2"	50.0	56.0	80	38	18	1	1000.21/2G.560	1
G 3"	56.0	63.0	80	38	18	1	1000.3G.630	1
G 3"	63.0	70.0	95	40	18	1	1000.3G.700	1

1 = ONE-PIECE SEALING INSERT

CABLE GLANDS NICKEL-PLATED BRASS FOR HIGH TEMPERATURE APPLICATIONS

SHORT ENTRY THREAD METRIC

MATERIAL:	NICKEL-PLATED BRASS
SEAL:	FPM
O-RING:	FPM
STRAIN RELIEF:	ACCORDING TO EN 50262 VERSION A
TEMPERATURE RANGE:	-40°C / +200°C
PROTECTION CLASS:	IP 68 (UP TO 10 BAR)
PROTECTION TYPE ADDITION:	IP 69K



PROGRESS MS HT



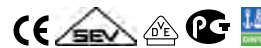
ONE-PIECE SEALING INSERT / NOT OVERALL LENGTH INSULATED

G	>Ø< min mm	>Ø< max mm	 mm	H mm	L mm	i info	PART. NO.	
M6x1.0	2.0	2.5	8	12	5	1	1000.06.91.025	50
M6x1.0	2.5	3.0	8	12	5	1	1000.06.91.030	50
M6x1.0	3.0	3.5	8	12	5	1	1000.06.91.035	50
M8x1.25	2.5	3.5	11	14	5	1	1000.08.91.035	50
M8x1.25	3.5	5.0	11	14	5	1	1000.08.91.050	50
M10x1.5	3.0	4.0	13	15	5	1	1000.10.91.040	50
M10x1.5	4.0	6.0	13	15	5	1	1000.10.91.060	50
M12x1.5	3.5	5.0	15	17	5	-	1000.12.91.050	50
M12x1.5	5.0	6.5	15	17	5	-	1000.12.91.065	50
M12x1.5	6.5	8.0	15	17	5	-	1000.12.91.080	50
M16x1.5	8.0	10.5	18	22	5	-	1000.17.91.105	50
M20x1.5	11.0	15.0	24	23	6	-	1000.20.91.150	50
M25x1.5	16.0	20.5	30	28	7	-	1000.25.91.205	25
M32x1.5	21.0	25.5	36	28	8	-	1000.32.91.255	25
M40x1.5	28.5	33.0	46	31	8	-	1000.40.91.330	10
M50x1.5	37.0	42.0	55	34	9	-	1000.50.91.420	10
M63x1.5	46.0	52.0	70	37	10	-	1000.63.91.520	5



1 = METRIC COARSE-PITCH THREAD

PROGRESS MS HT



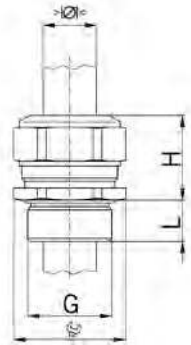
TWO-PIECE SEALING INSERT / NOT OVERALL LENGTH INSULATED

G	>Ø< min mm	>Ø< max mm	 mm	H mm	L mm	PART. NO.	
M16x1.5	6.0	10.5	18	22	5	1000.17.92	50
M20x1.5	8.0	15.0	24	23	6	1000.20.92	50
M25x1.5	12.5	20.5	30	28	7	1000.25.92	25
M32x1.5	17.0	25.5	36	28	8	1000.32.92	25
M40x1.5	24.0	33.0	46	31	8	1000.40.92	10
M50x1.5	33.0	42.0	55	34	9	1000.50.92	10
M63x1.5	40.0	52.0	70	37	10	1000.63.92	5





CABLE GLANDS NICKEL-PLATED BRASS FOR HIGH TEMPERATURE APPLICATIONS LONG ENTRY THREAD METRIC



MATERIAL: NICKEL-PLATED BRASS
SEAL: FPM
O-RING: FPM
STRAIN RELIEF: ACCORDING TO EN 50262 VERSION A
TEMPERATURE RANGE: -40°C / +200°C
PROTECTION CLASS: IP 68 (UP TO 10 BAR)
PROTECTION TYPE ADDITION: IP 69K



PROGRESS MS HT

ONE-PIECE SEALING INSERT / NOT OVERALL LENGTH INSULATED

G	>Ø< min mm	>Ø< max mm	Ø mm	H mm	L mm	i info	PART. NO.	
M6x1.0	2.0	2.5	8	12	8	1	1100.06.91.025	50
M6x1.0	2.5	3.0	8	12	8	1	1100.06.91.030	50
M6x1.0	3.0	3.5	8	12	8	1	1100.06.91.035	50
M8x1.25	2.5	3.5	11	14	10	1	1100.08.91.035	50
M8x1.25	3.5	5.0	11	14	10	1	1100.08.91.050	50
M10x1.5	3.0	4.0	13	15	10	1	1100.10.91.040	50
M10x1.5	4.0	6.0	13	15	10	1	1100.10.91.060	50
M12x1.5	3.5	5.0	15	17	10	-	1100.12.91.050	50
M12x1.5	5.0	6.5	15	17	10	-	1100.12.91.065	50
M12x1.5	6.5	8.0	15	17	10	-	1100.12.91.080	50
M16x1.5	8.0	10.5	18	22	10	-	1100.17.91.105	50
M20x1.5	11.0	15.0	24	23	10	-	1100.20.91.150	50
M25x1.5	16.0	20.5	30	28	11	-	1100.25.91.205	25
M32x1.5	21.0	25.5	36	28	13	-	1100.32.91.255	25
M40x1.5	28.5	33.0	46	31	13	-	1100.40.91.330	10
M50x1.5	37.0	42.0	55	34	14	-	1100.50.91.420	10
M63x1.5	46.0	52.0	70	37	14	-	1100.63.91.520	5

1 = METRIC COARSE-PITCH THREAD



PROGRESS MS HT

TWO-PIECE SEALING INSERT / NOT OVERALL LENGTH INSULATED

G	>Ø< min mm	>Ø< max mm	Ø mm	H mm	L mm	PART. NO.	
M16x1.5	6.0	10.5	18	22	10	1100.17.92	50
M20x1.5	8.0	15.0	24	23	10	1100.20.92	50
M25x1.5	12.5	20.5	30	28	11	1100.25.92	25
M32x1.5	17.0	25.5	36	28	13	1100.32.92	25
M40x1.5	24.0	33.0	46	31	13	1100.40.92	10
M50x1.5	33.0	42.0	55	34	14	1100.50.92	10
M63x1.5	40.0	52.0	70	37	14	1100.63.92	5

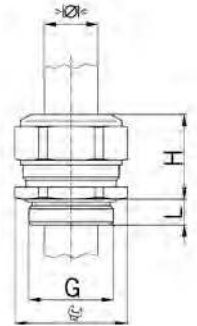


CABLE GLANDS NICKEL-PLATED BRASS

FOR HIGH TEMPERATURE APPLICATIONS

SHORT ENTRY THREAD PG

MATERIAL: NICKEL-PLATED BRASS
 SEAL: FPM
 O-RING: FPM
 TEMPERATURE RANGE: -40°C / +200°C
 PROTECTION CLASS: IP 68 (UP TO 10 BAR)
 PROTECTION TYPE ADDITION: IP 69K



PROGRESS MS HT

ONE-PIECE SEALING INSERT / NOT OVERALL LENGTH INSULATED

G	>Ø<		mm	H mm	L mm	PART. NO.	50
	min mm	max mm					
Pg 7	3.5	5.0	15	17	6	1000.07.91.050	50
Pg 7	5.0	6.5	15	17	6	1000.07.91.065	50
Pg 7	6.5	8.0	15	17	6	1000.07.91.080	50
Pg 9	8.0	10.5	18	22	6	1000.09.91.105	50
Pg 11	8.5	12.0	21	21	6	1000.11.91.120	50
Pg 13	11.0	15.0	24	23	6	1000.13.91.150	50
Pg 16	11.0	15.0	24	23	6	1000.16.91.150	50
Pg 21	16.0	20.5	30	28	7	1000.21.91.205	25
Pg 29	23.0	27.5	38	28	8	1000.29.91.275	25
Pg 36	30.5	35.0	50	32	8	1000.36.91.350	10
Pg 42	37.0	42.0	55	34	10	1000.42.91.420	10
Pg 48	43.0	49.0	65	37	11	1000.48.91.490	10



PROGRESS MS HT

TWO-PIECE SEALING INSERT / NOT OVERALL LENGTH INSULATED

G	>Ø<		mm	H mm	L mm	PART. NO.	50
	min mm	max mm					
Pg 9	6.0	10.5	18	22	6	1000.09.92	50
Pg 11	5.5	12.0	21	21	6	1000.11.92	50
Pg 13	8.0	15.0	24	23	6	1000.13.92	50
Pg 16	8.0	15.0	24	23	6	1000.16.92	50
Pg 21	12.5	20.5	30	28	7	1000.21.92	25
Pg 29	19.0	27.5	38	28	8	1000.29.92	25
Pg 36	26.0	35.0	50	32	8	1000.36.92	10
Pg 42	33.0	42.0	55	34	10	1000.42.92	10
Pg 48	37.0	49.0	65	37	11	1000.48.92	10

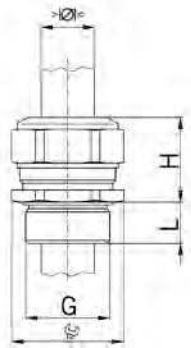




CABLE GLANDS NICKEL-PLATED BRASS

FOR HIGH TEMPERATURE APPLICATIONS

LONG ENTRY THREAD PG



MATERIAL:	NICKEL-PLATED BRASS
SEAL:	FPM
O-RING:	FPM
TEMPERATURE RANGE:	-40°C / +200°C
PROTECTION CLASS:	IP 68 (UP TO 10 BAR)
PROTECTION TYPE ADDITION:	IP 69K



PROGRESS MS HT



ONE-PIECE SEALING INSERT / NOT OVERALL LENGTH INSULATED

G	>Ø< min mm	>Ø< max mm	Ø mm	H mm	L mm	PART. NO.	
Pg 7	3.5	5.0	15	17	10	1100.07.91.050	50
Pg 7	5.0	6.5	15	17	10	1100.07.91.065	50
Pg 7	6.5	8.0	15	17	10	1100.07.91.080	50
Pg 9	8.0	10.5	18	22	10	1100.09.91.105	50
Pg 11	8.5	12.0	21	21	10	1100.11.91.120	50
Pg 13	11.0	15.0	24	23	10	1100.13.91.150	50
Pg 16	11.0	15.0	24	23	10	1100.16.91.150	50
Pg 21	16.0	20.5	30	28	12	1100.21.91.205	25
Pg 29	23.0	27.5	38	28	12	1100.29.91.275	25
Pg 36	30.5	35.0	50	32	15	1100.36.91.350	10
Pg 42	37.0	42.0	55	34	15	1100.42.91.420	10
Pg 48	43.0	49.0	65	37	15	1100.48.91.490	10



PROGRESS MS HT



TWO-PIECE SEALING INSERT / NOT OVERALL LENGTH INSULATED

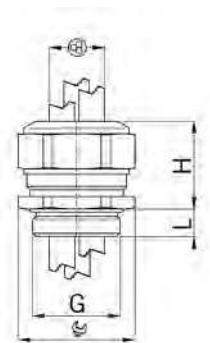
G	>Ø< min mm	>Ø< max mm	Ø mm	H mm	L mm	PART. NO.	
Pg 9	6.0	10.5	18	22	10	1100.09.92	50
Pg 11	5.5	12.0	21	21	10	1100.11.92	50
Pg 13	8.0	15.0	24	23	10	1100.13.92	50
Pg 16	8.0	15.0	24	23	10	1100.16.92	50
Pg 21	12.5	20.5	30	28	12	1100.21.92	25
Pg 29	19.0	27.5	38	28	12	1100.29.92	25
Pg 36	26.0	35.0	50	32	15	1100.36.92	10
Pg 42	33.0	42.0	55	34	15	1100.42.92	10
Pg 48	37.0	49.0	65	37	15	1100.48.92	10

CABLE GLANDS NICKEL-PLATED BRASS

FOR INSTALLATION OF MULTIPLE CABLES

SHORT ENTRY THREAD METRIC

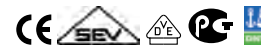
MATERIAL: NICKEL-PLATED BRASS
 SEAL: TPE
 O-RING: NBR
 STRAIN RELIEF: ACCORDING TO EN 50262 VERSION A
 TEMPERATURE RANGE: -40°C / +100°C
 PROTECTION CLASS: IP 68



PROGRESS MS MULTI

ONE-PIECE SEALING INSERT / NOT OVERALL LENGTH INSULATED

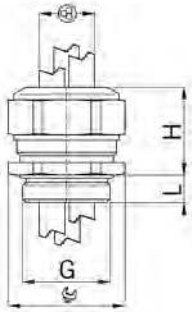
G	>Ø< min mm	>Ø< max mm			H mm	L mm	PART. NO.	
M16x1.5	2.0	3.0	2	18	22	5	1310.17.2.030	50
M16x1.5	2.5	4.0	2	18	22	5	1310.17.2.040	50
M16x1.5	3.5	5.0	2	18	22	5	1310.17.2.050	50
M20x1.5	3.5	5.0	2	24	23	6	1310.20.2.050	50
M20x1.5	4.5	6.0	2	24	23	6	1310.20.2.060	50
M20x1.5	5.5	7.5	2	24	23	6	1310.20.2.075	50
M20x1.5	3.5	5.0	3	24	23	6	1310.20.3.050	50
M20x1.5	4.5	6.0	3	24	23	6	1310.20.3.060	50
M20x1.5	5.2	6.5	3	24	23	6	1310.20.3.065	50
M20x1.5	3.5	5.0	4	24	23	6	1310.20.4.050	50
M20x1.5	4.5	6.0	4	24	23	6	1310.20.4.060	50
M25x1.5	5.0	7.0	2	30	28	7	1310.25.2.070	25
M25x1.5	6.7	9.0	2	30	28	7	1310.25.2.090	25
M25x1.5	7.7	10.0	2	30	28	7	1310.25.2.100	25
M25x1.5	5.5	7.0	3	30	28	7	1310.25.3.070	25
M25x1.5	6.8	9.0	3	30	28	7	1310.25.3.090	25
M25x1.5	5.5	7.0	4	30	28	7	1310.25.4.070	25
M25x1.5	4.8	6.0	6	30	28	7	1310.25.6.060	25
M32x1.5	9.0	11.5	2	36	28	8	1310.32.2.115	25
M32x1.5	7.0	9.0	3	36	28	8	1310.32.3.090	25
M32x1.5	8.5	10.5	3	36	28	8	1310.32.3.105	25
M32x1.5	7.0	9.0	4	36	28	8	1310.32.4.090	25
M32x1.5	5.8	7.0	6	36	28	8	1310.32.6.070	25



FURTHER VERSIONS AND LARGER ENTRY THREADS ARE AVAILABLE UPON REQUEST.



CABLE GLANDS NICKEL-PLATED BRASS FOR INSTALLATION OF MULTIPLE CABLES LONG ENTRY THREAD METRIC

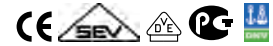


MATERIAL: NICKEL-PLATED BRASS
 SEAL: TPE
 O-RING: NBR
 STRAIN RELIEF: ACCORDING TO EN 50262 VERSION A
 TEMPERATURE RANGE: -40°C / +100°C
 PROTECTION CLASS: IP 68



PROGRESS MS MULTI

ONE-PIECE SEALING INSERT / NOT OVERALL LENGTH INSULATED



G	\varnothing				H	L	PART. NO.	
	min mm	max mm						
M16x1.5	2.0	3.0	2	18	22	10	1311.17.2.030	50
M16x1.5	2.5	4.0	2	18	22	10	1311.17.2.040	50
M16x1.5	3.5	5.0	2	18	22	10	1311.17.2.050	50
M20x1.5	3.5	5.0	2	24	23	10	1311.20.2.050	50
M20x1.5	4.5	6.0	2	24	23	10	1311.20.2.060	50
M20x1.5	5.5	7.5	2	24	23	10	1311.20.2.075	50
M20x1.5	3.5	5.0	3	24	23	10	1311.20.3.050	50
M20x1.5	4.5	6.0	3	24	23	10	1311.20.3.060	50
M20x1.5	5.2	6.5	3	24	23	10	1311.20.3.065	50
M20x1.5	3.5	5.0	4	24	23	10	1311.20.4.050	50
M20x1.5	4.5	6.0	4	24	23	10	1311.20.4.060	50
M25x1.5	5.0	7.0	2	30	28	11	1311.25.2.070	25
M25x1.5	6.7	9.0	2	30	28	11	1311.25.2.090	25
M25x1.5	7.7	10.0	2	30	28	11	1311.25.2.100	25
M25x1.5	5.5	7.0	3	30	28	11	1311.25.3.070	25
M25x1.5	6.8	9.0	3	30	28	11	1311.25.3.090	25
M25x1.5	5.5	7.0	4	30	28	11	1311.25.4.070	25
M25x1.5	4.8	6.0	6	30	28	11	1311.25.6.060	25
M32x1.5	9.0	11.5	2	36	28	13	1311.32.2.115	25
M32x1.5	7.0	9.0	3	36	28	13	1311.32.3.090	25
M32x1.5	8.5	10.5	3	36	28	13	1311.32.3.105	25
M32x1.5	7.0	9.0	4	36	28	13	1311.32.4.090	25
M32x1.5	5.8	7.0	6	36	28	13	1311.32.6.070	25

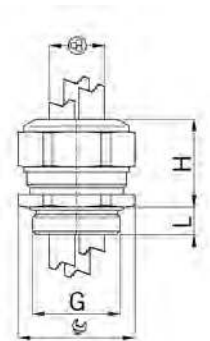
FURTHER VERSIONS AND LARGER ENTRY THREADS ARE AVAILABLE UPON REQUEST.

CABLE GLANDS NICKEL-PLATED BRASS

FOR INSTALLATION OF MULTIPLE CABLES

SHORT ENTRY THREAD PG

MATERIAL: NICKEL-PLATED BRASS
 SEAL: TPE
 O-RING: NBR
 TEMPERATURE RANGE: -40°C / +100°C
 PROTECTION CLASS: IP 68



PROGRESS MS MULTI

ONE-PIECE SEALING INSERT / NOT OVERALL LENGTH INSULATED

G	>Ø< min mm	>Ø< max mm			H mm	L mm	PART. NO.	
Pg 9	2.0	3.0	2	18	22	6.0	1310.09.2.030	50
Pg 9	2.5	4.0	2	18	22	6.0	1310.09.2.040	50
Pg 9	3.5	5.0	2	18	22	6.0	1310.09.2.050	50
Pg 11	3.5	5.0	2	21	21	6.0	1310.11.2.050	50
Pg 11	4.5	6.0	2	21	21	6.0	1310.11.2.060	50
Pg 11	5.5	7.5	2	24	23	6.0	1310.11.2.075	50
Pg 11	3.5	5.0	3	21	21	6.0	1310.11.3.050	50
Pg 13	3.5	5.0	2	24	23	6.0	1310.13.2.050	50
Pg 13	4.5	6.0	2	24	23	6.0	1310.13.2.060	50
Pg 13	5.5	7.5	2	24	23	6.0	1310.13.2.075	50
Pg 13	3.5	5.0	3	24	23	6.0	1310.13.3.050	50
Pg 13	4.5	6.0	3	24	23	6.0	1310.13.3.060	50
Pg 13	5.2	6.5	3	24	23	6.0	1310.13.3.065	50
Pg 13	3.5	5.0	4	24	23	6.0	1310.13.4.050	50
Pg 13	4.5	6.0	4	24	23	6.0	1310.13.4.060	50
Pg 16	3.5	5.0	2	24	23	6.0	1310.16.2.050	50
Pg 16	4.5	6.0	2	24	23	6.0	1310.16.2.060	50
Pg 16	5.5	7.5	2	24	23	6.0	1310.16.2.075	50
Pg 16	6.7	9.0	2	30	28	6.0	1310.16.2.090	25
Pg 16	3.5	5.0	3	24	23	6.0	1310.16.3.050	50
Pg 16	4.5	6.0	3	24	23	6.0	1310.16.3.060	50
Pg 16	5.0	7.0	3	30	28	6.0	1310.16.3.070	25
Pg 16	3.5	5.0	4	24	23	6.0	1310.16.4.050	50
Pg 16	4.5	6.0	4	24	23	6.0	1310.16.4.060	50
Pg 16	5.5	7.0	4	30	28	6.0	1310.16.4.070	25
Pg 21	5.0	7.0	2	30	28	7.5	1310.21.2.070	25
Pg 21	6.7	9.0	2	30	28	7.5	1310.21.2.090	25
Pg 21	7.7	10.0	2	30	28	7.5	1310.21.2.100	25
Pg 21	9.0	11.5	2	36	28	7.5	1310.21.2.115	25
Pg 21	5.5	7.0	3	30	28	7.5	1310.21.3.070	25
Pg 21	6.8	9.0	3	30	28	7.5	1310.21.3.090	25
Pg 21	8.5	10.5	3	36	28	7.5	1310.21.3.105	25
Pg 21	5.5	7.0	4	30	28	7.5	1310.21.4.070	25
Pg 21	7.0	9.0	4	36	28	7.5	1310.21.4.090	25
Pg 21	4.8	6.0	6	30	28	7.5	1310.21.6.060	25
Pg 21	5.8	7.0	6	36	28	7.5	1310.21.6.070	25
Pg 29	7.5	9.0	3	38	28	8.0	1310.29.3.090	25

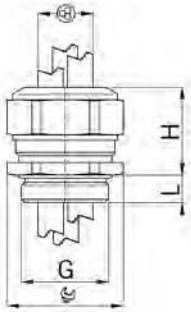


FURTHER VERSIONS AND LARGER ENTRY THREADS ARE AVAILABLE UPON REQUEST.



CABLE GLANDS NICKEL-PLATED BRASS FOR INSTALLATION OF MULTIPLE CABLES

LONG ENTRY THREAD PG



MATERIAL: NICKEL-PLATED BRASS
 SEAL: TPE
 O-RING: NBR
 TEMPERATURE RANGE: -40°C / +100°C
 PROTECTION CLASS: IP 68



PROGRESS MS MULTI

ONE-PIECE SEALING INSERT / NOT OVERALL LENGTH INSULATED

G	>Ø< min mm	>Ø< max mm			H mm	L mm	PART. NO.	
Pg 9	2.0	3.0	2	18	22	10	1311.09.2.030	50
Pg 9	2.5	4.0	2	18	22	10	1311.09.2.040	50
Pg 9	3.5	5.0	2	18	22	10	1311.09.2.050	50
Pg 11	3.5	5.0	2	21	21	10	1311.11.2.050	50
Pg 11	4.5	6.0	2	21	21	10	1311.11.2.060	50
Pg 11	5.5	7.5	2	24	23	10	1311.11.2.075	50
Pg 11	3.5	5.0	3	21	21	10	1311.11.3.050	50
Pg 13	3.5	5.0	2	24	23	10	1311.13.2.050	50
Pg 13	4.5	6.0	2	24	23	10	1311.13.2.060	50
Pg 13	5.5	7.5	2	24	23	10	1311.13.2.075	50
Pg 13	3.5	5.0	3	24	23	10	1311.13.3.050	50
Pg 13	4.5	6.0	3	24	23	10	1311.13.3.060	50
Pg 13	5.2	6.5	3	24	23	10	1311.13.3.065	50
Pg 13	3.5	5.0	4	24	23	10	1311.13.4.050	50
Pg 13	4.5	6.0	4	24	23	10	1311.13.4.060	50
Pg 16	3.5	5.0	2	24	23	10	1311.16.2.050	50
Pg 16	4.5	6.0	2	24	23	10	1311.16.2.060	50
Pg 16	5.5	7.5	2	24	23	10	1311.16.2.075	50
Pg 16	6.7	9.0	2	30	28	10	1311.16.2.090	25
Pg 16	3.5	5.0	3	24	23	10	1311.16.3.050	50
Pg 16	4.5	6.0	3	24	23	10	1311.16.3.060	50
Pg 16	5.0	7.0	3	30	28	10	1311.16.3.070	25
Pg 16	3.5	5.0	4	24	23	10	1311.16.4.050	50
Pg 16	4.5	6.0	4	24	23	10	1311.16.4.060	50
Pg 16	5.5	7.0	4	30	28	10	1311.16.4.070	25
Pg 21	5.0	7.0	2	30	28	12	1311.21.2.070	25
Pg 21	6.7	9.0	2	30	28	12	1311.21.2.090	25
Pg 21	7.7	10.0	2	30	28	12	1311.21.2.100	25
Pg 21	9.0	11.5	2	36	28	12	1311.21.2.115	25
Pg 21	5.5	7.0	3	30	28	12	1311.21.3.070	25
Pg 21	6.8	9.0	3	30	28	12	1311.21.3.090	25
Pg 21	8.5	10.5	3	36	28	12	1311.21.3.105	25
Pg 21	5.5	7.0	4	30	28	12	1311.21.4.070	25
Pg 21	7.0	9.0	4	36	28	12	1311.21.4.090	25
Pg 21	4.8	6.0	6	30	28	12	1311.21.6.060	25
Pg 21	5.8	7.0	6	36	28	12	1311.21.6.070	25
Pg 29	7.5	9.0	3	38	28	12	1311.29.3.090	25

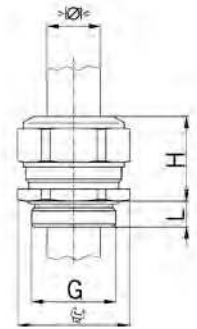
FURTHER VERSIONS AND LARGER ENTRY THREADS ARE AVAILABLE UPON REQUEST.

CABLE GLANDS NICKEL-PLATED BRASS

WITH SEALING INSERT WITHOUT DRILLED HOLE

SHORT ENTRY THREAD METRIC

MATERIAL:	NICKEL-PLATED BRASS
SEAL:	NBR, WITHOUT DRILLED HOLE
O-RING:	NBR
TEMPERATURE RANGE:	-40°C / +100°C
PROTECTION CLASS:	IP 68 (UP TO 10 BAR)
PROTECTION TYPE ADDITION:	IP 69K



PROGRESS MS NBR

ONE-PIECE SOLID SEALING INSERT / NOT OVERALL LENGTH INSULATED

G	>Ø< max mm	H mm	L mm	i info	PART. NO.	50
M6x1.0	3.5	8	12	5 1	1000.06.30	50
M8x1.25	5.0	11	14	5 1	1000.08.30	50
M10x1.5	6.0	13	15	5 1	1000.10.30	50
M12x1.5	8.0	15	17	5 -	1000.12.30	50
M16x1.5	10.5	18	22	5 -	1000.17.30	50
M20x1.5	15.0	24	23	6 -	1000.20.30	50
M25x1.5	20.5	30	28	7 -	1000.25.30	25
M32x1.5	25.5	36	28	8 -	1000.32.30	25
M40x1.5	33.0	46	31	8 -	1000.40.30	10
M50x1.5	42.0	55	34	9 -	1000.50.30	10
M63x1.5	52.0	70	37	10 -	1000.63.30	5

1 = METRIC COARSE-PITCH THREAD

TECHNICAL NOTE

WHEN FROZEN TO AT LEAST -25°C, THE SOLID SEALING INSERTS ARE EASY TO DRILL.

SHORT ENTRY THREAD PG

PROGRESS MS NBR

ONE-PIECE SOLID SEALING INSERT / NOT OVERALL LENGTH INSULATED

G	>Ø< max mm	H mm	L mm	PART. NO.	50	
Pg 7	8.0	15	17	6.0	1000.07.30	50
Pg 9	10.5	18	22	6.0	1000.09.30	50
Pg 11	12.0	21	21	6.0	1000.11.30	50
Pg 11	15.0	24	23	6.0	1000.11.20.30	50
Pg 13	15.0	24	23	6.0	1000.13.30	50
Pg 16	15.0	24	23	6.0	1000.16.30	50
Pg 16	18.5	30	28	6.0	1000.16.25.30	25
Pg 21	20.5	30	28	7.5	1000.21.30	25
Pg 21	23.0	36	28	7.5	1000.21.32.30	25
Pg 29	27.5	38	28	8.0	1000.29.30	25
Pg 29	33.0	46	31	8.0	1000.29.40.30	25
Pg 36	35.0	50	32	8.0	1000.36.30	10
Pg 36	42.0	55	34	8.0	1000.36.50.30	10
Pg 42	42.0	55	34	10.0	1000.42.30	10
Pg 48	49.0	65	37	11.0	1000.48.30	10

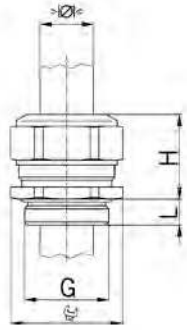
TECHNICAL NOTE

WHEN FROZEN TO AT LEAST -25°C, THE SOLID SEALING INSERTS ARE EASY TO DRILL.



CABLE GLANDS NICKEL-PLATED BRASS WITH SEALING INSERT WITHOUT DRILLED HOLE

SHORT ENTRY THREAD METRIC



MATERIAL:	NICKEL-PLATED BRASS
SEAL:	FPM, WITHOUT DRILLED HOLE
O-RING:	FPM
TEMPERATURE RANGE:	-40°C / +200°C
PROTECTION CLASS:	IP 68 (UP TO 10 BAR)
PROTECTION TYPE ADDITION:	IP 69K

PROGRESS MS FPM



FOR HIGH TEMPERATURE APPLICATIONS / ONE-PIECE SOLID SEALING INSERT / NOT OVERALL LENGTH INSULATED



G	>Ø< max mm	H mm	L mm	i info	PART. NO.	
M6x1.0	3.5	8	12	5 1	1000.06.30.91	50
M8x1.25	5.0	11	14	5 1	1000.08.30.91	50
M10x1.5	6.0	13	15	5 1	1000.10.30.91	50
M12x1.5	8.0	15	17	5 -	1000.12.30.91	50
M16x1.5	10.5	18	22	5 -	1000.17.30.91	50
M20x1.5	15.0	24	23	6 -	1000.20.30.91	50
M25x1.5	20.5	30	28	7 -	1000.25.30.91	25
M32x1.5	25.5	36	28	8 -	1000.32.30.91	25
M40x1.5	33.0	46	31	8 -	1000.40.30.91	10
M50x1.5	42.0	55	34	9 -	1000.50.30.91	10
M63x1.5	52.0	70	37	10 -	1000.63.30.91	5

1 = METRIC COARSE-PITCH THREAD

TECHNICAL NOTE

WHEN FROZEN TO AT LEAST -25°C, THE SOLID SEALING INSERTS ARE EASY TO DRILL.

SHORT ENTRY THREAD PG

PROGRESS MS FPM



FOR HIGH TEMPERATURE APPLICATIONS / ONE-PIECE SOLID SEALING INSERT / NOT OVERALL LENGTH INSULATED



G	>Ø< max mm	H mm	L mm	PART. NO.		
Pg 7	8.0	15	17	6.0	1000.07.30.91	50
Pg 9	10.5	18	22	6.0	1000.09.30.91	50
Pg 11	12.0	21	21	6.0	1000.11.30.91	50
Pg 11	15.0	24	23	6.0	1000.11.20.30.91	50
Pg 13	15.0	24	23	6.0	1000.13.30.91	50
Pg 16	15.0	24	23	6.0	1000.16.30.91	50
Pg 16	18.5	30	28	6.0	1000.16.25.30.91	25
Pg 21	20.5	30	28	7.5	1000.21.30.91	25
Pg 21	23.0	36	28	7.5	1000.21.32.30.91	25
Pg 29	27.5	38	28	8.0	1000.29.30.91	25
Pg 29	33.0	46	31	8.0	1000.29.40.30.91	25
Pg 36	35.0	50	32	8.0	1000.36.30.91	10
Pg 36	42.0	55	34	8.0	1000.36.50.30.91	10
Pg 42	42.0	55	34	10.0	1000.42.30.91	10
Pg 48	49.0	65	37	11.0	1000.48.30.91	10

TECHNICAL NOTE

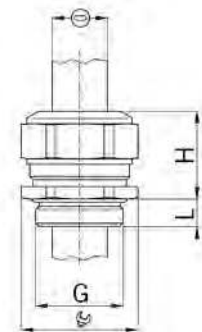
WHEN FROZEN TO AT LEAST -25°C, THE SOLID SEALING INSERTS ARE EASY TO DRILL.

CABLE GLANDS NICKEL-PLATED BRASS

FOR FLAT CABLES

SHORT ENTRY THREAD METRIC

MATERIAL: NICKEL-PLATED BRASS
 SEAL: TPE
 O-RING: NBR
 STRAIN RELIEF: ACCORDING TO EN 50262 VERSION A
 TEMPERATURE RANGE: -40°C / +100°C
 PROTECTION CLASS: IP 68



PROGRESS MS FK



ONE-PIECE SEALING INSERT / NOT OVERALL LENGTH INSULATED

G	min mm	max mm	mm	H mm	L mm	PART. NO.	
M16x1.5	7.3x2.5	9.0x4.2	18	22	5	1300.17.090.042	50
M20x1.5	10.5x2.5	13.0x5.0	24	23	6	1300.20.130.050	50
M20x1.5	12.5x2.5	15.0x5.0	24	23	6	1300.20.150.050	50
M25x1.5	16.0x4.0	19.0x7.0	30	28	7	1300.25.190.070	25
M32x1.5	19.0x3.0	22.0x6.0	36	28	8	1300.32.220.060	25
M32x1.5	19.0x5.0	22.0x8.0	36	28	8	1300.32.220.080	25
M40x1.5	23.0x4.0	26.0x7.0	46	31	8	1300.40.260.070	10
M40x1.5	23.5x6.0	26.5x9.0	46	31	8	1300.40.265.090	10
M40x1.5	25.0x3.0	28.0x6.0	46	31	8	1300.40.280.060	10
M40x1.5	27.0x7.0	30.0x10.0	46	31	8	1300.40.300.100	10
M40x1.5	29.0x6.0	32.0x9.0	46	31	8	1300.40.320.090	10
M40x1.5	30.0x3.5	33.0x6.5	46	31	8	1300.40.330.065	10
M50x1.5	31.0x8.5	34.0x11.5	55	34	9	1300.50.340.115	10
M50x1.5	34.0x4.0	37.0x7.0	55	34	9	1300.50.370.070	10
M50x1.5	36.5x2.5	40.0x6.0	55	34	9	1300.50.400.060	10
M50x1.5	36.5x10.0	40.0x13.5	55	34	9	1300.50.400.135	10
M50x1.5	38.5x10.5	42.0x14.0	55	34	9	1300.50.420.140	10
M63x1.5	42.0x10.0	46.0x14.0	70	37	10	1300.63.460.140	5
M63x1.5	42.5x2.0	46.5x6.0	70	37	10	1300.63.465.060	5



LONG ENTRY THREAD PG

PROGRESS MS FK



ONE-PIECE SEALING INSERT / NOT OVERALL LENGTH INSULATED

G	min mm	max mm	mm	H mm	L mm	PART. NO.	
M16x1.5	7.3x2.5	9.0x4.2	18	22	10	1301.17.090.042	50
M20x1.5	10.5x2.5	13.0x5.0	24	23	10	1301.20.130.050	50
M20x1.5	12.5x2.5	15.0x5.0	24	23	10	1301.20.150.050	50
M25x1.5	16.0x4.0	19.0x7.0	30	28	11	1301.25.190.070	25
M32x1.5	19.0x3.0	22.0x6.0	36	28	13	1301.32.220.060	25
M32x1.5	19.0x5.0	22.0x8.0	36	28	13	1301.32.220.080	25
M40x1.5	23.0x4.0	26.0x7.0	46	31	13	1301.40.260.070	10
M40x1.5	23.5x6.0	26.5x9.0	46	31	13	1301.40.265.090	10
M40x1.5	25.0x3.0	28.0x6.0	46	31	13	1301.40.280.060	10
M40x1.5	27.0x7.0	30.0x10.0	46	31	13	1301.40.300.100	10
M40x1.5	29.0x6.0	32.0x9.0	46	31	13	1301.40.320.090	10
M40x1.5	30.0x3.5	33.0x6.5	46	31	13	1301.40.330.065	10
M50x1.5	31.0x8.5	34.0x11.5	55	34	14	1301.50.340.115	10
M50x1.5	34.0x4.0	37.0x7.0	55	34	14	1301.50.370.070	10
M50x1.5	36.5x2.5	40.0x6.0	55	34	14	1301.50.400.060	10
M50x1.5	36.5x10.0	40.0x13.5	55	34	14	1301.50.400.135	10
M50x1.5	38.5x10.5	42.0x14.0	55	34	14	1301.50.420.140	10
M63x1.5	42.0x10.0	46.0x14.0	70	37	14	1301.63.460.140	5
M63x1.5	42.5x2.0	46.5x6.0	70	37	14	1301.63.465.060	5

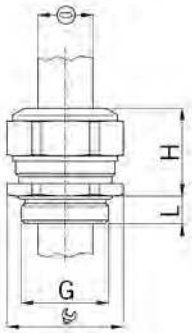




CABLE GLANDS NICKEL-PLATED BRASS

FOR FLAT CABLES

SHORT ENTRY THREAD PG



MATERIAL: NICKEL-PLATED BRASS
 SEAL: TPE
 O-RING: NBR
 TEMPERATURE RANGE: -40°C / +100°C
 PROTECTION CLASS: IP 68



PROGRESS MS FK

ONE-PIECE SEALING INSERT / NOT OVERALL LENGTH INSULATED

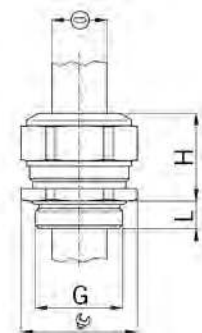
G	⌀ min mm	⌀ max mm	PG mm	H mm	L mm	PART. NO.	
Pg 9	7.3x2.5	9.0x4.2	18	22	6.0	1300.09.090.042	50
Pg 13	10.5x2.5	13.0x5.0	24	23	6.0	1300.13.130.050	50
Pg 13	12.5x2.5	15.0x5.0	24	23	6.0	1300.13.150.050	50
Pg 16	10.5x2.5	13.0x5.0	24	23	6.0	1300.16.130.050	50
Pg 16	12.5x2.5	15.0x5.0	24	23	6.0	1300.16.150.050	50
Pg 21	16.0x4.0	19.0x7.0	30	28	7.5	1300.21.190.070	25
Pg 21	19.0x3.0	22.0x6.0	36	28	7.5	1300.21.220.060	25
Pg 21	19.0x5.0	22.0x8.0	36	28	7.5	1300.21.220.080	25
Pg 29	23.0x4.0	26.0x7.0	46	31	8.0	1300.29.260.070	25
Pg 29	23.5x6.0	26.5x9.0	46	31	8.0	1300.29.265.090	25
Pg 29	25.0x3.0	28.0x6.0	46	31	8.0	1300.29.280.060	25
Pg 29	27.0x7.0	30.0x10.0	46	31	8.0	1300.29.300.100	25
Pg 29	29.0x6.0	32.0x9.0	46	31	8.0	1300.29.320.090	25
Pg 29	30.0x3.5	33.0x6.5	46	31	8.0	1300.29.330.065	25
Pg 42	31.0x8.5	34.0x11.5	55	34	10.0	1300.42.340.115	10
Pg 42	34.0x4.0	37.0x7.0	55	34	10.0	1300.42.370.070	10
Pg 42	36.5x2.5	40.0x6.0	55	34	10.0	1300.42.400.060	10
Pg 42	36.5x10.0	40.0x13.5	55	34	10.0	1300.42.400.135	10
Pg 42	38.5x10.5	42.0x14.0	55	34	10.0	1300.42.420.140	10
Pg 48	42.0x10.0	46.0x14.0	65	37	11.0	1300.48.460.140	10
Pg 48	42.5x2.0	46.5x6.0	65	37	11.0	1300.48.465.060	10

CABLE GLANDS NICKEL-PLATED BRASS

FOR FLAT CABLES





LONG ENTRY THREAD PG

MATERIAL: NICKEL-PLATED BRASS
 SEAL: TPE
 O-RING: NBR
 TEMPERATURE RANGE: -40°C / +100°C
 PROTECTION CLASS: IP 68



PROGRESS MS FK

ONE-PIECE SEALING INSERT / NOT OVERALL LENGTH INSULATED

G	 min mm	 max mm	 mm	H mm	L mm	PART. NO.	
Pg 9	7.3x2.5	9.0x4.2	18	22	10	1301.09.090.042	50
Pg 13	10.5x2.5	13.0x5.0	24	23	10	1301.13.130.050	50
Pg 13	12.5x2.5	15.0x5.0	24	23	10	1301.13.150.050	50
Pg 16	10.5x2.5	13.0x5.0	24	23	10	1301.16.130.050	50
Pg 16	12.5x2.5	15.0x5.0	24	23	10	1301.16.150.050	50
Pg 21	16.0x4.0	19.0x7.0	30	28	12	1301.21.190.070	25
Pg 21	19.0x3.0	22.0x6.0	36	28	12	1301.21.220.060	25
Pg 21	19.0x5.0	22.0x8.0	36	28	12	1301.21.220.080	25
Pg 29	23.0x4.0	26.0x7.0	46	31	12	1301.29.260.070	25
Pg 29	23.5x6.0	26.5x9.0	46	31	12	1301.29.265.090	25
Pg 29	25.0x3.0	28.0x6.0	46	31	12	1301.29.280.060	25
Pg 29	27.0x7.0	30.0x10.0	46	31	12	1301.29.300.100	25
Pg 29	29.0x6.0	32.0x9.0	46	31	12	1301.29.320.090	25
Pg 29	30.0x3.5	33.0x6.5	46	31	12	1301.29.330.065	25
Pg 42	31.0x8.5	34.0x11.5	55	34	15	1301.42.340.115	10
Pg 42	34.0x4.0	37.0x7.0	55	34	15	1301.42.370.070	10
Pg 42	36.5x2.5	40.0x6.0	55	34	15	1301.42.400.060	10
Pg 42	36.5x10.0	40.0x13.5	55	34	15	1301.42.400.135	10
Pg 42	38.5x10.5	42.0x14.0	55	34	15	1301.42.420.140	10
Pg 48	42.0x10.0	46.0x14.0	65	37	15	1301.48.460.140	10
Pg 48	42.5x2.0	46.5x6.0	65	37	15	1301.48.465.060	10

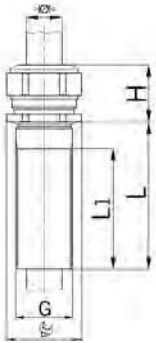




CABLE GLANDS NICKEL-PLATED BRASS

WITH SPECIAL ENTRY THREAD

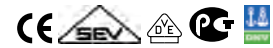
EXTRA-LONG ENTRY THREAD METRIC



MATERIAL: NICKEL-PLATED BRASS
 SEAL: TPE
 O-RING: NBR
 STRAIN RELIEF: ACCORDING TO EN 50262 VERSION A
 TEMPERATURE RANGE: -40°C / +100°C
 PROTECTION CLASS: IP 68 (UP TO 10 BAR)
 PROTECTION TYPE: IP 69K
 ADDITION:



PROGRESS MS L



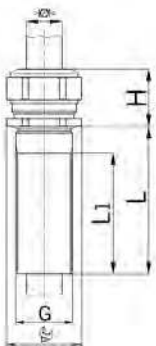
ENTRY THREAD METRIC, 50 MM LONG / TWO-PIECE SEALING INSERT / NOT OVERALL LENGTH INSULATED

G	>Ø< min mm	>Ø< max mm	mm	H mm	L mm	PART. NO.	
M16x1.5	6.0	10.5	24/18	22	50	1100.17.50	10
M20x1.5	8.0	15.0	30/24	23	50	1100.20.50	10
M25x1.5	12.5	20.5	36/30	28	50	1100.25.50	10
M32x1.5	17.0	25.5	46/36	28	50	1100.32.50	10
M40x1.5	24.0	33.0	55/46	31	50	1100.40.50	10

L1 = L - 10MM

FURTHER DIMENSIONS UPON REQUEST

SPECIALLY LONG ENTRY THREAD PG



MATERIAL: NICKEL-PLATED BRASS
 SEAL: TPE
 O-RING: NBR
 TEMPERATURE RANGE: -40°C / +100°C
 PROTECTION CLASS: IP 68 (UP TO 10 BAR)
 PROTECTION TYPE ADDITION: IP 69K



PROGRESS MS L



ENTRY THREAD PG, 50 MM LONG / TWO-PIECE SEALING INSERT / NOT OVERALL LENGTH INSULATED

G	>Ø< min mm	>Ø< max mm	mm	H mm	L mm	PART. NO.	
Pg 11	5.5	12.0	27/21	21	50	1100.11.50	10
Pg 13	8.0	15.0	30/24	23	50	1100.13.50	10
Pg 16	8.0	15.0	30/24	23	50	1100.16.50	10
Pg 21	12.5	20.5	38/30	28	50	1100.21.50	10
Pg 29	19.0	27.5	46/38	28	50	1100.29.50	10

L1 = L - 10MM

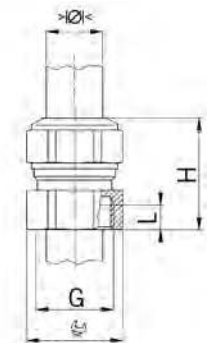
FURTHER DIMENSIONS UPON REQUEST

CABLE GLANDS NICKEL-PLATED BRASS

WITH SPECIAL ENTRY THREAD

INNER THREAD METRIC

MATERIAL: NICKEL-PLATED BRASS
 SEAL: TPE
 STRAIN RELIEF: ACCORDING TO EN 50262 VERSION A
 TEMPERATURE RANGE: -40°C / +100°C
 PROTECTION CLASS: IP 68, IF THE ENTRY THREAD IS SEALED
 PROTECTION TYPE ADDITION: IP 69K



PROGRESS MS IG

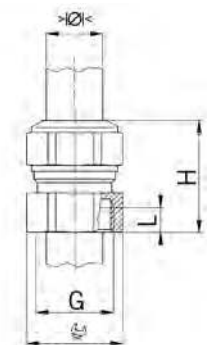
INTERNAL THREAD METRIC / TWO-PIECE SEALING INSERT / NOT OVERALL LENGTH INSULATED

G	>Ø< min mm	>Ø< max mm	 mm	H mm	L mm	PART. NO.	
M16x1.5	6.0	10.5	18	28	6	1400.17	25
M20x1.5	8.0	15.0	24	31	6	1400.20	25
M25x1.5	12.5	20.5	30	40	10	1400.25	25



INNER THREAD PG

MATERIAL: NICKEL-PLATED BRASS
 SEAL: TPE
 TEMPERATURE RANGE: -40°C / +100°C
 PROTECTION CLASS: IP 68, IF THE ENTRY THREAD IS SEALED
 PROTECTION TYPE ADDITION: IP 69K



PROGRESS MS IG

INTERNAL THREAD PG / TWO-PIECE SEALING INSERT / NOT OVERALL LENGTH INSULATED

G	>Ø< min mm	>Ø< max mm	 mm	H mm	L mm	PART. NO.	
Pg 11	5.5	12.0	21	28	6	1400.11	25
Pg 16	8.0	15.0	24	31	6	1400.16	25
Pg 21	12.5	20.5	30	40	10	1400.21	25

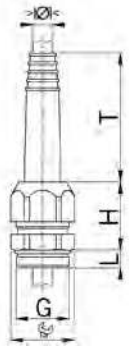




CABLE GLANDS NICKEL-PLATED BRASS

WITH ANTIKINK NOZZLE IN EPDM

SHORT ENTRY THREAD METRIC



MATERIAL: NICKEL-PLATED BRASS
 SEAL: NBR
 O-RING: NBR
 ANTIKINK NOZZLE: EPDM
 STRAIN RELIEF: ACCORDING TO EN 50262 VERSION A
 TEMPERATURE RANGE: -40°C / +100°C
 PROTECTION CLASS: IP 68
 PROTECTION TYPE ADDITION: IP 69K

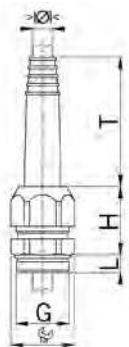


SHORT ENTRY THREAD METRIC / ONE-PIECE SEALING INSERT / NOT OVERALL LENGTH INSULATED

G	>Ø< min mm	>Ø< max mm	Ø mm	H mm	T mm	L mm	i info	PART. NO.	
M8x1.25	3.8	4.8	11	12	25	6	1	1008.52	50
M10x1.5	4.0	6.0	16	20	35	6	1	1010.52	50
M12x1.5	4.0	6.0	16	20	35	6	-	1012.52	50
M16x1.5	6.0	8.8	20	24	45	6	-	1017.52	50
M20x1.5	9.0	11.0	24	28	65	6	-	1020.51	25
M20x1.5	10.5	13.0	24	28	75	6	-	1020.52	25
M25x1.5	13.0	16.5	32	33	92	7	-	1025.52	10

1 = METRIC COARSE-PITCH THREAD

SHORT ENTRY THREAD PG



MATERIAL: NICKEL-PLATED BRASS
 SEAL: NBR
 O-RING: NBR
 ANTIKINK NOZZLE: EPDM
 TEMPERATURE RANGE: -40°C / +100°C
 PROTECTION CLASS: IP 68
 PROTECTION TYPE ADDITION: IP 69K



SHORT ENTRY THREAD PG / ONE-PIECE SEALING INSERT / NOT OVERALL LENGTH INSULATED

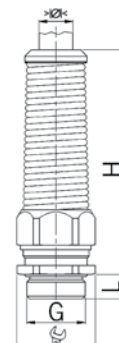
G	>Ø< min mm	>Ø< max mm	Ø mm	H mm	T mm	L mm	PART. NO.	
Pg 7	4.0	6.0	16	20	35	6	1007.52	50
Pg 9	6.0	8.8	20	24	45	6	1009.52	50
Pg 11	6.0	8.8	20	24	45	6	1011.52	50
Pg 13	9.0	11.0	24	28	65	6	1013.51	25
Pg 13	10.5	13.0	24	28	75	6	1013.52	25
Pg 16	9.0	11.0	24	28	65	6	1016.51	25
Pg 16	10.5	13.0	24	28	75	6	1016.52	25
Pg 21	13.0	16.5	32	33	92	7.5	1021.51	10

CABLE GLANDS NICKEL-PLATED BRASS

WITH ANTIKINK SPRING

SHORT ENTRY THREAD METRIC

MATERIAL:	NICKEL-PLATED BRASS
ANTI-KINK SPRING:	STAINLESS STEEL A2
SEAL:	TPE
O-RING:	NBR
STRAIN RELIEF:	ACCORDING TO EN 50262 VERSION A
TEMPERATURE RANGE:	-40°C / +100°C
PROTECTION CLASS:	IP 68 (UP TO 10 BAR)
PROTECTION TYPE ADDITION:	IP 69K



PROGRESS MS FKN



ONE-PIECE SEALING INSERT / OVERALL LENGTH INSULATED

G	>Ø< min mm	>Ø< max mm	 mm	H mm	L mm	i info	PART. NO.	
M8x1.25	2.5	3.0	11	49	5	1	1060.08.52.030	10
M8x1.25	3.5	4.0	11	49	5	1	1060.08.52.040	10
M10x1.5	3.0	4.0	13	52	5	1	1060.10.52.040	10
M10x1.5	4.0	6.0	13	52	5	1	1060.10.52.060	10
M12x1.5	3.5	5.0	15	57	5	-	1060.12.52.050	10
M12x1.5	5.0	6.5	15	57	5	-	1060.12.52.065	10
M12x1.5	6.5	7.5	15	57	5	-	1060.12.52.075	10
M16x1.5	4.5	6.0	18	66	5	-	1060.17.52.060	10
M16x1.5	6.0	8.0	18	66	5	-	1060.17.52.080	10
M16x1.5	8.0	10.5	18	66	5	-	1060.17.52.105	10
M20x1.5	6.0	8.0	24	86	6	-	1060.20.52.080	10
M20x1.5	8.0	11.0	24	86	6	-	1060.20.52.110	10
M20x1.5	11.0	14.5	24	86	6	-	1060.20.52.145	10
M25x1.5	9.5	12.5	30	99	7	-	1060.25.52.125	10
M25x1.5	12.5	16.0	30	99	7	-	1060.25.52.160	10
M25x1.5	16.0	19.0	30	99	7	-	1060.25.52.190	10
M32x1.5	17.0	21.0	36	109	8	-	1060.32.52.210	5
M32x1.5	21.0	24.5	36	109	8	-	1060.32.52.245	5



1 = METRIC COARSE-PITCH THREAD

THE FOLLOWING CABLE GLANDS WITH ANTI-KINK SPRING ARE AVAILABLE UPON REQUEST:

- SHORT ENTRY THREAD WITH SHORT ONE-PIECE OR TWO-PIECE SEALING INSERT.
- LONG ENTRY THREAD WITH SHORT OR FULL-LENGTH INSULATING ONE-PIECE OR TWO-PIECE SEALING INSERT.

PROGRESS MS FKN



TWO-PIECE SEALING INSERT / OVERALL LENGTH INSULATED

G	>Ø< min mm	>Ø< max mm	 mm	H mm	L mm	PART. NO.	
M16x1.5	6.0	10.5	18	66	5	1060.17.52	10
M20x1.5	8.0	14.5	24	86	6	1060.20.52	10
M25x1.5	12.5	19.0	30	99	7	1060.25.52	10
M32x1.5	17.0	24.5	36	109	8	1060.32.52	5



THE FOLLOWING CABLE GLANDS WITH ANTI-KINK SPRING ARE AVAILABLE UPON REQUEST:

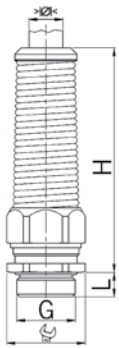
- SHORT ENTRY THREAD WITH SHORT ONE-PIECE OR TWO-PIECE SEALING INSERT.
- LONG ENTRY THREAD WITH SHORT OR FULL-LENGTH INSULATING ONE-PIECE OR TWO-PIECE SEALING INSERT.



CABLE GLANDS NICKEL-PLATED BRASS

WITH ANTIKINK SPRING

SHORT ENTRY THREAD PG




MATERIAL:	NICKEL-PLATED BRASS
ANTI-KINK SPRING:	STAINLESS STEEL A2
SEAL:	TPE
O-RING:	NBR
TEMPERATURE RANGE:	-40°C / +100°C
PROTECTION CLASS:	IP 68 (UP TO 10 BAR)
PROTECTION TYPE ADDITION:	IP 69K



PROGRESS MS FKN



ONE-PIECE SEALING INSERT / OVERALL LENGTH INSULATED

G	>Ø< min mm	>Ø< max mm	Ø mm	H mm	L mm	PART. NO.	
Pg 7	3.5	5.0	15	57	6	1060.07.52.050	10
Pg 7	5.0	6.5	15	57	6	1060.07.52.065	10
Pg 7	6.5	7.5	15	57	6	1060.07.52.075	10
Pg 9	4.5	6.0	18	66	6	1060.09.52.060	10
Pg 9	6.0	8.0	18	66	6	1060.09.52.080	10
Pg 9	8.0	10.5	18	66	6	1060.09.52.105	10
Pg 11	4.5	6.0	18/21	66	6	1060.11.52.060	10
Pg 11	6.0	8.0	18/21	66	6	1060.11.52.080	10
Pg 11	8.0	10.5	18/21	66	6	1060.11.52.105	10
Pg 13	6.0	8.0	24	86	6	1060.13.52.080	10
Pg 13	8.0	11.0	24	86	6	1060.13.52.110	10
Pg 13	11.0	14.5	24	86	6	1060.13.52.145	10
Pg 16	6.0	8.0	24	86	6	1060.16.52.080	10
Pg 16	8.0	11.0	24	86	6	1060.16.52.110	10
Pg 16	11.0	14.5	24	86	6	1060.16.52.145	10
Pg 21	9.5	12.5	30	99	7.5	1060.21.52.125	5
Pg 21	12.5	16.0	30	99	7.5	1060.21.52.160	5
Pg 21	16.0	19.0	30	99	7.5	1060.21.52.190	5

THE FOLLOWING CABLE GLANDS WITH ANTI-KINK SPRING ARE AVAILABLE UPON REQUEST:

- SHORT ENTRY THREAD WITH SHORT ONE-PIECE OR TWO-PIECE SEALING INSERT.
- LONG ENTRY THREAD WITH SHORT OR FULL-LENGTH INSULATING ONE-PIECE OR TWO-PIECE SEALING INSERT.



PROGRESS MS FKN



TWO-PIECE SEALING INSERT / OVERALL LENGTH INSULATED

G	>Ø< min mm	>Ø< max mm	Ø mm	H mm	L mm	PART. NO.	
Pg 9	6.0	10.5	18	66	6	1060.09.52	10
Pg 11	6.0	10.5	18/21	66	6	1060.11.52	10
Pg 13	8.0	14.5	24	86	6	1060.13.52	10
Pg 16	8.0	14.5	24	86	6	1060.16.52	10
Pg 21	12.5	19.0	30	99	7.5	1060.21.52	5

THE FOLLOWING CABLE GLANDS WITH ANTI-KINK SPRING ARE AVAILABLE UPON REQUEST:

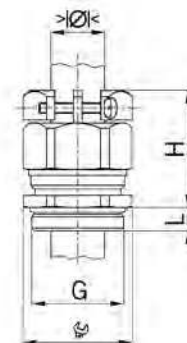
- SHORT ENTRY THREAD WITH SHORT ONE-PIECE OR TWO-PIECE SEALING INSERT.
- LONG ENTRY THREAD WITH SHORT OR FULL-LENGTH INSULATING ONE-PIECE OR TWO-PIECE SEALING INSERT.

CABLE GLANDS NICKEL-PLATED BRASS

WITH CLAMPS

SHORT ENTRY THREAD METRIC

MATERIAL:	NICKEL-PLATED BRASS
SCREWS:	STAINLESS STEEL A2
SEAL:	TPE
O-RING:	NBR
STRAIN RELIEF:	ACCORDING TO EN 50262 VERSION B
TEMPERATURE RANGE:	-40°C / +100°C
PROTECTION CLASS:	IP 68 (UP TO 10 BAR)
PROTECTION TYPE ADDITION:	IP 69K



PROGRESS MS KB

ONE-PIECE SEALING INSERT / NOT OVERALL LENGTH INSULATED

G	>Ø< min mm	>Ø< max mm	 mm	H mm	L mm	i info	PART. NO.	
M10x1.5	3.0	4.0	13/16	24	5	1	1800.10.03.040	50
M10x1.5	4.0	6.0	13/16	24	5	1	1800.10.03.060	50
M12x1.5	5.0	6.5	15/16	26	5	-	1800.12.03.065	50
M12x1.5	6.5	8.0	15/16	26	5	-	1800.12.03.080	50


1 = METRIC COARSE-PITCH THREAD



PROGRESS MS KB

TWO-PIECE SEALING INSERT / NOT OVERALL LENGTH INSULATED

G	>Ø< min mm	>Ø< max mm	 mm	H mm	L mm	PART. NO.	
M16x1.5	6.0	10.5	18/19	30	5	1800.17.03.105	50
M20x1.5	8.0	15.0	24	31	6	1800.20.03.150	50
M25x1.5	12.5	20.5	30	35	7	1800.25.03.205	25
M32x1.5	17.0	25.5	36	40	8	1800.32.03.255	25
M40x1.5	24.0	33.0	46	44	8	1800.40.03.330	10
M50x1.5	33.0	42.0	55	49	9	1800.50.03.410	10
M63x1.5	40.0	52.0	70	55	10	1800.63.03.520	5
M75x1.5	50.0	63.0	80	56	11	1800.75.03.630	1



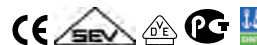
LONG ENTRY THREAD METRIC

PROGRESS MS KB

ONE-PIECE SEALING INSERT / NOT OVERALL LENGTH INSULATED

G	>Ø< min mm	>Ø< max mm	 mm	H mm	L mm	i info	PART. NO.	
M10x1.5	3.0	4.0	13/16	24	10	1	1800.10.13.040	50
M10x1.5	4.0	6.0	13/16	24	10	1	1800.10.13.060	50
M12x1.5	5.0	6.5	15/16	26	10	-	1800.12.13.065	50
M12x1.5	6.5	8.0	15/16	26	10	-	1800.12.13.080	50

1 = METRIC COARSE-PITCH THREAD



PROGRESS MS KB

TWO-PIECE SEALING INSERT / NOT OVERALL LENGTH INSULATED

G	>Ø< min mm	>Ø< max mm	 mm	H mm	L mm	PART. NO.	
M16x1.5	6.0	10.5	18/19	30	10	1800.17.13.105	50
M20x1.5	8.0	15.0	24	31	10	1800.20.13.150	50
M25x1.5	12.5	20.5	30	35	11	1800.25.13.205	25
M32x1.5	17.0	25.5	36	40	13	1800.32.13.255	25
M40x1.5	24.0	33.0	46	44	13	1800.40.13.330	10
M50x1.5	33.0	42.0	55	49	14	1800.50.13.410	10
M63x1.5	40.0	52.0	70	55	14	1800.63.13.520	5
M75x1.5	50.0	63.0	80	56	15	1800.75.13.630	1

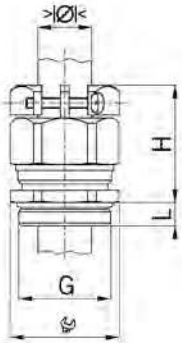




CABLE GLANDS NICKEL-PLATED BRASS

WITH CLAMPS

SHORT ENTRY THREAD PG



MATERIAL:	NICKEL-PLATED BRASS
SCREWS:	STAINLESS STEEL A2
SEAL:	TPE
O-RING:	NBR
TEMPERATURE RANGE:	-40°C / +100°C
PROTECTION CLASS:	IP 68 (UP TO 10 BAR)
PROTECTION TYPE ADDITION:	IP 69K

PROGRESS MS KB

ONE-PIECE SEALING INSERT / NOT OVERALL LENGTH INSULATED

G	>Ø< min mm	>Ø< max mm	mm	H mm	L mm	PART. NO.	
Pg 7	5.0	6.5	15/16	26	6	1800.07.03.065	50
Pg 7	6.5	8.0	15/16	26	6	1800.07.03.080	50



PROGRESS MS KB

TWO-PIECE SEALING INSERT / NOT OVERALL LENGTH INSULATED

G	>Ø< min mm	>Ø< max mm	mm	H mm	L mm	PART. NO.	
Pg 9	6.0	10.5	18/19	30	6	1800.09.03.105	50
Pg 11	5.5	12.0	21	31	6	1800.11.03.120	50
Pg 13	8.0	15.0	24	31	6	1800.13.03.150	50
Pg 16	8.0	15.0	24	31	6	1800.16.03.150	50
Pg 21	12.5	20.5	30	35	7	1800.21.03.205	25
Pg 29	19.0	27.5	38	40	8	1800.29.03.275	25
Pg 36	26.0	35.0	50	47	8	1800.36.03.350	10
Pg 42	33.0	42.0	55	49	10	1800.42.03.410	10
Pg 48	37.0	49.0	65	51	11	1800.48.03.490	5



LONG ENTRY THREAD PG

PROGRESS MS KB

ONE-PIECE SEALING INSERT / NOT OVERALL LENGTH INSULATED

G	>Ø< min mm	>Ø< max mm	mm	H mm	L mm	PART. NO.	
Pg 7	5.0	6.5	15/16	26	10	1800.07.13.065	50
Pg 7	6.5	8.0	15/16	26	10	1800.07.13.080	50



PROGRESS MS KB

TWO-PIECE SEALING INSERT / NOT OVERALL LENGTH INSULATED

G	>Ø< min mm	>Ø< max mm	mm	H mm	L mm	PART. NO.	
Pg 9	6.0	10.5	18/19	30	10	1800.09.13.105	50
Pg 11	5.5	12.0	21	31	10	1800.11.13.120	50
Pg 13	8.0	15.0	24	31	10	1800.13.13.150	50
Pg 16	8.0	15.0	24	31	10	1800.16.13.150	50
Pg 21	12.5	20.5	30	35	12	1800.21.13.205	25
Pg 29	19.0	27.5	38	40	12	1800.29.13.275	25
Pg 36	26.0	35.0	50	47	15	1800.36.13.350	10
Pg 42	33.0	42.0	55	49	15	1800.42.13.410	10
Pg 48	37.0	49.0	65	51	15	1800.48.13.490	5

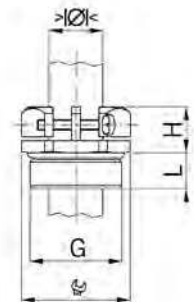


CABLE GLANDS NICKEL-PLATED BRASS

WITH CLAMPS

ENTRY THREAD METRIC

MATERIAL: NICKEL-PLATED BRASS
 SCREWS: STAINLESS STEEL A2
 STRAIN RELIEF: ACCORDING TO EN 50262 VERSION B
 TEMPERATURE RANGE: -50°C / +300°C
 PROTECTION CLASS: IP 20



PROGRESS MS KBST



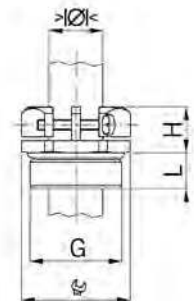
MECHANICAL STRAIN RELIEF B

G	>Ø< min mm	>Ø< max mm	mm	H mm	L mm	PART. NO.	
M12x1.5	5.0	8.0	16	10	10	1812.02	50
M16x1.5	6.0	10.5	19	11	10	1817.02	50
M20x1.5	8.0	15.0	24	12	10	1820.02	50
M25x1.5	12.5	20.5	30	13	11	1825.02	25
M32x1.5	17.0	25.5	36	15	13	1832.02	25
M40x1.5	24.0	33.0	46	17	13	1840.02	10



ENTRY THREAD PG

MATERIAL: NICKEL-PLATED BRASS
 SCREWS: STAINLESS STEEL A2
 TEMPERATURE RANGE: -50°C / +300°C
 PROTECTION CLASS: IP 20



PROGRESS MS KBST



MECHANICAL STRAIN RELIEF B

G	>Ø< min mm	>Ø< max mm	mm	H mm	L mm	PART. NO.	
Pg 7	4.0	8.0	17	10	5	1807.02	50
Pg 9	6.0	10.0	20	11	6	1809.02	50
Pg 11	6.0	12.0	22	11	6	1811.02	50
Pg 13	7.0	15.0	24	11	7	1813.02	50
Pg 16	9.0	17.0	27	12	7	1816.02	50
Pg 21	12.0	22.0	35	14	8	1821.02	25
Pg 29	18.0	30.0	42	15	8	1829.02	10
Pg 36	24.0	36.0	55	18	10	1836.02	10

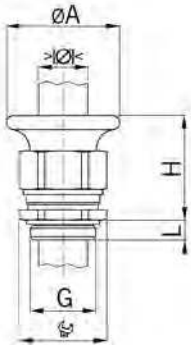




CABLE GLANDS NICKEL-PLATED BRASS

WITH TRUMPET

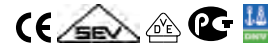
SHORT ENTRY THREAD METRIC



MATERIAL:	NICKEL-PLATED BRASS
SEAL:	TPE
O-RING:	NBR
STRAIN RELIEF:	ACCORDING TO EN 50262 VERSION A
TEMPERATURE RANGE:	-40°C / +100°C
PROTECTION CLASS:	IP 68 (UP TO 10 BAR)
PROTECTION TYPE ADDITION:	IP 69K

PROGRESS MS T

TWO-PIECE SEALING INSERT / NOT OVERALL LENGTH INSULATED

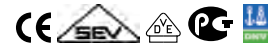


G	> ϕ <	> ϕ <	ϕ	ϕA	H	L	PART. NO.	
	min mm	max mm	mm	mm	mm	mm		
M16x1.5	6.0	10.5	18	28	31	5	1800.10.17	50
M20x1.5	8.0	15.0	24	34	32	6	1800.10.20	50
M25x1.5	12.5	20.5	30	44	38	7	1800.10.25	25
M32x1.5	17.0	25.5	36	50	44	8	1800.10.32	25
M40x1.5	24.0	33.0	46	57	46	8	1800.10.40	10

LONG ENTRY THREAD METRIC

PROGRESS MS T

TWO-PIECE SEALING INSERT / NOT OVERALL LENGTH INSULATED



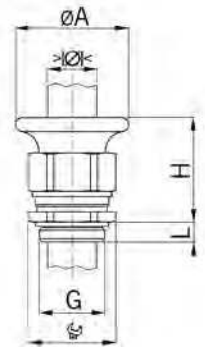
G	> ϕ <	> ϕ <	ϕ	ϕA	H	L	PART. NO.	
	min mm	max mm	mm	mm	mm	mm		
M16x1.5	6.0	10.5	18	28	31	10	1800.11.17	50
M20x1.5	8.0	15.0	24	34	32	10	1800.11.20	50
M25x1.5	12.5	20.5	30	44	38	11	1800.11.25	25
M32x1.5	17.0	25.5	36	50	44	13	1800.11.32	25
M40x1.5	24.0	33.0	46	57	46	13	1800.11.40	10

CABLE GLANDS NICKEL-PLATED BRASS

WITH TRUMPET

SHORT ENTRY THREAD PG

MATERIAL:	NICKEL-PLATED BRASS
SEAL:	TPE
O-RING:	NBR
TEMPERATURE RANGE:	-40°C / +100°C
PROTECTION CLASS:	IP 68 (UP TO 10 BAR)
PROTECTION TYPE ADDITION:	IP 69K



PROGRESS MS T

TWO-PIECE SEALING INSERT / NOT OVERALL LENGTH INSULATED

G	>Ø< min mm	>Ø< max mm	mm	ØA mm	H mm	L mm	PART. NO.	
Pg 9	6.0	10.5	18	28	31	6	1800.10.09	50
Pg 11	5.5	12.0	21	30	31	6	1800.10.11	50
Pg 13	8.0	15.0	24	34	32	6	1800.10.13	50
Pg 16	8.0	15.0	24	34	32	6	1800.10.16	50
Pg 21	12.5	20.5	30	44	38	7.5	1800.10.21	25
Pg 29	19.0	27.5	38	50	44	8	1800.10.29	10



LONG ENTRY THREAD PG

PROGRESS MS T

TWO-PIECE SEALING INSERT / NOT OVERALL LENGTH INSULATED

G	>Ø< min mm	>Ø< max mm	mm	ØA mm	H mm	L mm	PART. NO.	
Pg 9	6.0	10.5	18	28	31	10	1800.11.09	50
Pg 11	5.5	12.0	21	30	31	10	1800.11.11	50
Pg 13	8.0	15.0	24	34	32	10	1800.11.13	50
Pg 16	8.0	15.0	24	34	32	10	1800.11.16	50
Pg 21	12.5	20.5	30	44	38	12	1800.11.21	25
Pg 29	19.0	27.5	38	50	44	12	1800.11.29	10

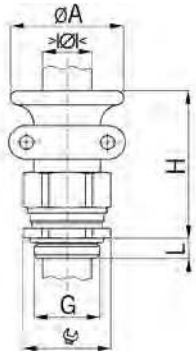




CABLE GLANDS NICKEL-PLATED BRASS

WITH TRUMPET / CLAMPS

SHORT ENTRY THREAD METRIC



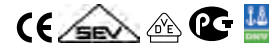
MATERIAL:	NICKEL-PLATED BRASS
SCREWS:	STAINLESS STEEL A2
SEAL:	TPE
O-RING:	NBR
STRAIN RELIEF:	ACCORDING TO EN 50262 VERSION B
TEMPERATURE RANGE:	-40°C / +100°C
PROTECTION CLASS:	IP 68 (UP TO 10 BAR)
PROTECTION TYPE ADDITION:	IP 69K

PROGRESS MS T+KB

TWO-PIECE SEALING INSERT / NOT OVERALL LENGTH INSULATED



G	> ϕ < min mm	> ϕ < max mm	ϕ mm	ϕA mm	H mm	L mm	PART. NO.	
M16x1.5	6.0	10.5	18	28	43	5	1801.10.17	50
M20x1.5	8.0	15.0	24	34	46	6	1801.10.20	50
M25x1.5	12.5	20.5	30	44	52	7	1801.10.25	25
M32x1.5	17.0	25.5	36	50	59	8	1801.10.32	10
M40x1.5	24.0	33.0	46	57	59	8	1801.10.40	5



LONG ENTRY THREAD METRIC

PROGRESS MS T+KB

TWO-PIECE SEALING INSERT / NOT OVERALL LENGTH INSULATED



G	> ϕ < min mm	> ϕ < max mm	ϕ mm	ϕA mm	H mm	L mm	PART. NO.	
M16x1.5	6.0	10.5	18	28	43	10	1801.11.17	50
M20x1.5	8.0	15.0	24	34	46	10	1801.11.20	50
M25x1.5	12.5	20.5	30	44	52	11	1801.11.25	25
M32x1.5	17.0	25.5	36	50	59	13	1801.11.32	10
M40x1.5	24.0	33.0	46	57	59	13	1801.11.40	5

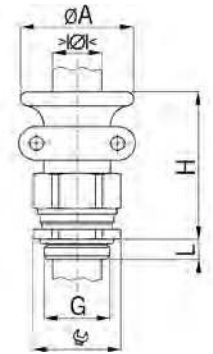


CABLE GLANDS NICKEL-PLATED BRASS

WITH TRUMPET / CLAMPS

SHORT ENTRY THREAD PG

MATERIAL:	NICKEL-PLATED BRASS
SCREWS:	STAINLESS STEEL A2
SEAL:	TPE
O-RING:	NBR
TEMPERATURE RANGE:	-40°C / +100°C
PROTECTION CLASS:	IP 68 (UP TO 10 BAR)
PROTECTION TYPE ADDITION:	IP 69K



PROGRESS MS T+KB

TWO-PIECE SEALING INSERT / NOT OVERALL LENGTH INSULATED

G	$>\phi<$ min mm	$>\phi<$ max mm	ϕ mm	ϕA mm	H mm	L mm	PART. NO.	
Pg 9	6.0	10.5	18	28	43	6	1801.10.09	50
Pg 11	5.5	12.0	21	30	43	6	1801.10.11	50
Pg 13	8.0	15.0	24	34	46	6	1801.10.13	50
Pg 16	8.0	15.0	24	34	46	6	1801.10.16	50
Pg 21	12.5	20.5	30	44	52	7.5	1801.10.21	25
Pg 29	19.0	27.5	38	50	59	8	1801.10.29	10



LONG ENTRY THREAD PG

PROGRESS MS T+KB

TWO-PIECE SEALING INSERT / NOT OVERALL LENGTH INSULATED

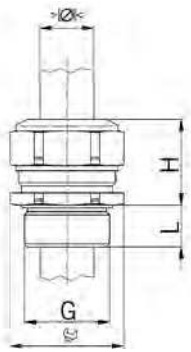
G	$>\phi<$ min mm	$>\phi<$ max mm	ϕ mm	ϕA mm	H mm	L mm	PART. NO.	
Pg 9	6.0	10.5	18	28	43	10	1801.11.09	50
Pg 11	5.5	12.0	21	30	43	10	1801.11.11	50
Pg 13	8.0	15.0	24	34	46	10	1801.11.13	50
Pg 16	8.0	15.0	24	34	46	10	1801.11.16	50
Pg 21	12.5	20.5	30	44	52	12	1801.11.21	25
Pg 29	19.0	27.5	38	50	59	12	1801.11.29	10





CABLE GLANDS STAINLESS STEEL A2

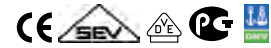
LONG ENTRY THREAD METRIC



MATERIAL:	CRNI STAINLESS STEEL A2 (DIN EN 1.4305 / AISI 303)
IDENTIFICATION:	1 GROOVE
SEAL:	TPE
O-RING:	NBR
STRAIN RELIEF:	ACCORDING TO EN 50262 VERSION A
TEMPERATURE RANGE:	-40°C / +100°C
PROTECTION CLASS:	IP 68 (UP TO 10 BAR)
PROTECTION TYPE ADDITION:	IP 69K

PROGRESS S2

ONE-PIECE SEALING INSERT / NOT OVERALL LENGTH INSULATED



G	>Ø< min mm	>Ø< max mm	 mm	H mm	L mm	i info	PART. NO.	
M8x1.25	2.5	3.5	11	14	10	1	1100.08.94.035	50
M8x1.25	3.5	5.0	11	14	10	1	1100.08.94.050	50
M10x1.5	3.0	4.0	13	15	10	1	1100.10.94.040	50
M10x1.5	4.0	6.0	13	15	10	1	1100.10.94.060	50
M12x1.5	3.5	5.0	17	17	10	-	1100.12.94.050	50
M12x1.5	5.0	6.5	17	17	10	-	1100.12.94.065	50
M12x1.5	6.5	8.0	17	17	10	-	1100.12.94.080	50
M16x1.5	8.0	10.5	19	20	10	-	1100.17.94.105	50
M20x1.5	11.0	15.0	24	21	10	-	1100.20.94.150	50
M25x1.5	16.0	20.5	30	25	11	-	1100.25.94.205	25
M32x1.5	21.0	25.5	36	28	13	-	1100.32.94.255	25
M40x1.5	28.5	33.0	46	31	13	-	1100.40.94.330	10
M50x1.5	37.0	42.0	55	34	14	-	1100.50.94.420	10
M63x1.5	46.0	52.0	70	37	14	-	1100.63.94.520	5

1 = METRIC COARSE-PITCH THREAD

PROGRESS S2

TWO-PIECE SEALING INSERT / NOT OVERALL LENGTH INSULATED

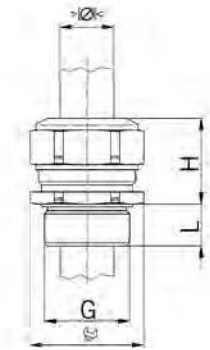


G	>Ø< min mm	>Ø< max mm	 mm	H mm	L mm	PART. NO.	
M16x1.5	6.0	10.5	19	20	10	1100.17.94	50
M20x1.5	8.0	15.0	24	21	10	1100.20.94	50
M25x1.5	12.5	20.5	30	25	11	1100.25.94	25
M32x1.5	17.0	25.5	36	28	13	1100.32.94	25
M40x1.5	24.0	33.0	46	31	13	1100.40.94	10
M50x1.5	33.0	42.0	55	34	14	1100.50.94	10
M63x1.5	40.0	52.0	70	37	14	1100.63.94	5

CABLE GLANDS STAINLESS STEEL A2

LONG ENTRY THREAD PG

MATERIAL: CRNI STAINLESS STEEL A2 (DIN EN 1.4305 / AISI 303)
 IDENTIFICATION: 1 GROOVE
 SEAL: TPE
 O-RING: NBR
 TEMPERATURE RANGE: -40°C / +100°C
 PROTECTION CLASS: IP 68 (UP TO 10 BAR)
 PROTECTION TYPE ADDITION: IP 69K



PROGRESS S2

ONE-PIECE SEALING INSERT / NOT OVERALL LENGTH INSULATED

G	>Ø< min mm	>Ø< max mm	 mm	H mm	L mm	PART. NO.	
Pg 7	3.5	5.0	17	17	10	1100.07.94.050	50
Pg 7	5.0	6.5	17	17	10	1100.07.94.065	50
Pg 7	6.5	8.0	17	17	10	1100.07.94.080	50
Pg 9	8.0	10.5	19	20	10	1100.09.94.105	50
Pg 11	8.5	12.0	22	21	10	1100.11.94.120	50
Pg 13	11.0	15.0	24	21	10	1100.13.94.150	50
Pg 16	11.0	15.0	24	21	10	1100.16.94.150	50
Pg 21	16.0	20.5	30	25	12	1100.21.94.205	25
Pg 29	23.0	27.5	41	28	12	1100.29.94.275	25
Pg 36	30.5	35.0	50	32	15	1100.36.94.350	10
Pg 42	37.0	42.0	55	34	15	1100.42.94.420	10
Pg 48	43.0	49.0	65	37	15	1100.48.94.490	10



PROGRESS S2

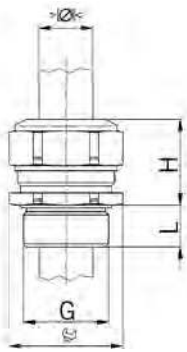
TWO-PIECE SEALING INSERT / NOT OVERALL LENGTH INSULATED

G	>Ø< min mm	>Ø< max mm	 mm	H mm	L mm	PART. NO.	
Pg 9	6.0	10.5	19	20	10	1100.09.94	50
Pg 11	5.5	12.0	21	21	10	1100.11.94	50
Pg 13	8.0	15.0	24	21	10	1100.13.94	50
Pg 16	8.0	15.0	24	21	10	1100.16.94	50
Pg 21	12.5	20.5	30	25	12	1100.21.94	25
Pg 29	19.0	27.5	41	28	12	1100.29.94	25
Pg 36	26.0	35.0	50	32	15	1100.36.94	10
Pg 42	33.0	42.0	55	34	15	1100.42.94	10
Pg 48	37.0	49.0	65	37	15	1100.48.94	10





CABLE GLANDS STAINLESS STEEL A2 FOR HIGH TEMPERATURE APPLICATIONS LONG ENTRY THREAD METRIC



MATERIAL: CRNI STAINLESS STEEL A2 (DIN EN 1.4305 / AISI 303)
 IDENTIFICATION: 1 GROOVE
 SEAL: FPM
 O-RING: FPM
 STRAIN RELIEF: ACCORDING TO EN 50262 VERSION A
 TEMPERATURE RANGE: -40°C / +200°C
 PROTECTION CLASS: IP 68 (UP TO 10 BAR)
 PROTECTION TYPE ADDITION: IP 69K

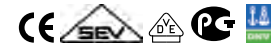
PROGRESS S2 HT

ONE-PIECE SEALING INSERT / NOT OVERALL LENGTH INSULATED



G	>Ø< min mm	>Ø< max mm	Ø mm	H mm	L mm	i info	PART. NO.	
M8x1.25	2.5	3.5	11	14	10	1	1100.08.96.035	50
M8x1.25	3.5	5.0	11	14	10	1	1100.08.96.050	50
M10x1.5	3.0	4.0	13	15	10	1	1100.10.96.040	50
M10x1.5	4.0	6.0	13	15	10	1	1100.10.96.060	50
M12x1.5	3.5	5.0	17	17	10	-	1100.12.96.050	50
M12x1.5	5.0	6.5	17	17	10	-	1100.12.96.065	50
M12x1.5	6.5	8.0	17	17	10	-	1100.12.96.080	50
M16x1.5	8.0	10.5	19	20	10	-	1100.17.96.105	50
M20x1.5	11.0	15.0	24	21	10	-	1100.20.96.150	50
M25x1.5	16.0	20.5	30	25	11	-	1100.25.96.205	25
M32x1.5	21.0	25.5	36	28	13	-	1100.32.96.255	25
M40x1.5	28.5	33.0	46	31	13	-	1100.40.96.330	10
M50x1.5	37.0	42.0	55	34	14	-	1100.50.96.420	10
M63x1.5	46.0	52.0	70	37	14	-	1100.63.96.520	5

1 = METRIC COARSE-PITCH THREAD

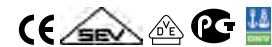


PROGRESS S2 HT

TWO-PIECE SEALING INSERT / NOT OVERALL LENGTH INSULATED



G	>Ø< min mm	>Ø< max mm	Ø mm	H mm	L mm	PART. NO.	
M16x1.5	6.0	10.5	19	20	10	1100.17.96	50
M20x1.5	8.0	15.0	24	21	10	1100.20.96	50
M25x1.5	12.5	20.5	30	25	11	1100.25.96	25
M32x1.5	17.0	25.5	36	28	13	1100.32.96	25
M40x1.5	24.0	33.0	46	31	13	1100.40.96	10
M50x1.5	33.0	42.0	55	34	14	1100.50.96	10
M63x1.5	40.0	52.0	70	37	14	1100.63.96	5

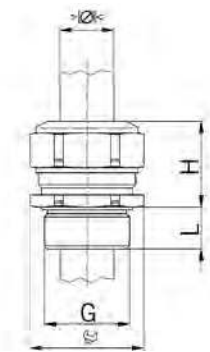


CABLE GLANDS STAINLESS STEEL A2

FOR HIGH TEMPERATURE APPLICATIONS

LONG ENTRY THREAD PG

MATERIAL: CRNI STAINLESS STEEL A2 (DIN EN 1.4305 / AISI 303)
 IDENTIFICATION: 1 GROOVE
 SEAL: FPM
 O-RING: FPM
 TEMPERATURE RANGE: -40°C / +200°C
 PROTECTION CLASS: IP 68 (UP TO 10 BAR)
 PROTECTION TYPE ADDITION: IP 69K



PROGRESS S2 HT

ONE-PIECE SEALING INSERT / NOT OVERALL LENGTH INSULATED

G	>Ø< min mm	>Ø< max mm	 mm	H mm	L mm	PART. NO.	
Pg 7	3.5	5.0	17	17	10	1100.07.96.050	50
Pg 7	5.0	6.5	17	17	10	1100.07.96.065	50
Pg 7	6.5	8.0	17	17	10	1100.07.96.080	50
Pg 9	8.0	10.5	19	20	10	1100.09.96.105	50
Pg 11	8.5	12.0	22	21	10	1100.11.96.120	50
Pg 13	11.0	15.0	24	21	10	1100.13.96.150	50
Pg 16	11.0	15.0	24	21	10	1100.16.96.150	50
Pg 21	16.0	20.5	30	25	12	1100.21.96.205	25
Pg 29	23.0	27.5	41	28	12	1100.29.96.275	25
Pg 36	30.5	35.0	50	32	15	1100.36.96.350	10
Pg 42	37.0	42.0	55	34	15	1100.42.96.420	10
Pg 48	43.0	49.0	65	37	15	1100.48.96.490	10



PROGRESS S2 HT

TWO-PIECE SEALING INSERT / NOT OVERALL LENGTH INSULATED

G	>Ø< min mm	>Ø< max mm	 mm	H mm	L mm	PART. NO.	
Pg 9	6.0	10.5	19	20	10	1100.09.96	50
Pg 11	5.5	12.0	22	21	10	1100.11.96	50
Pg 13	8.0	15.0	24	21	10	1100.13.96	50
Pg 16	8.0	15.0	24	21	10	1100.16.96	50
Pg 21	12.5	20.5	30	25	12	1100.21.96	25
Pg 29	19.0	27.5	41	28	12	1100.29.96	25
Pg 36	26.0	35.0	50	32	15	1100.36.96	10
Pg 42	33.0	42.0	55	34	15	1100.42.96	10
Pg 48	37.0	49.0	65	37	15	1100.48.96	10

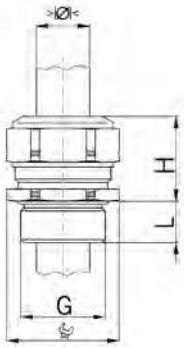




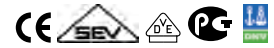
CABLE GLANDS STAINLESS & ACID-RESISTANT STEEL A4

FOR HIGH TEMPERATURE APPLICATIONS

LONG ENTRY THREAD METRIC



MATERIAL:	STAINLESS AND ACID RESISTANT STEEL A4 CRNIMO (DIN EN 1.4435 / AISI 316L)
IDENTIFICATION:	2 GROOVES
SEAL:	FPM
O-RING:	FPM
STRAIN RELIEF:	ACCORDING TO EN 50262 VERSION A
TEMPERATURE RANGE:	-40°C / +200°C
PROTECTION CLASS:	IP 68 (UP TO 10 BAR)
PROTECTION TYPE ADDITION:	IP 69K



PROGRESS S4 HT

ONE-PIECE SEALING INSERT / NOT OVERALL LENGTH INSULATED



G	>Ø< min mm	>Ø< max mm	Ø mm	H mm	L mm	i info	PART. NO.	
M8x1.25	2.5	3.5	11	14	10	1	1100.08.98.035	50
M8x1.25	3.5	5.0	11	14	10	1	1100.08.98.050	50
M10x1.5	3.0	4.0	13	15	10	1	1100.10.98.040	50
M10x1.5	4.0	6.0	13	15	10	1	1100.10.98.060	50
M12x1.5	3.5	5.0	17	17	10	-	1100.12.98.050	50
M12x1.5	5.0	6.5	17	17	10	-	1100.12.98.065	50
M12x1.5	6.5	8.0	17	17	10	-	1100.12.98.080	50
M16x1.5	8.0	10.5	19	20	10	-	1100.17.98.105	50
M20x1.5	11.0	15.0	24	21	10	-	1100.20.98.150	50
M25x1.5	16.0	20.5	30	25	11	-	1100.25.98.205	25
M32x1.5	21.0	25.5	36	28	13	-	1100.32.98.255	25
M40x1.5	28.5	33.0	46	31	13	-	1100.40.98.330	10
M50x1.5	37.0	42.0	55	34	14	-	1100.50.98.420	10
M63x1.5	46.0	52.0	70	37	14	-	1100.63.98.520	5

1 = METRIC COARSE-PITCH THREAD



PROGRESS S4 HT

TWO-PIECE SEALING INSERT / NOT OVERALL LENGTH INSULATED



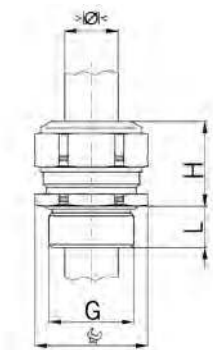
G	>Ø< min mm	>Ø< max mm	Ø mm	H mm	L mm	PART. NO.	
M16x1.5	6.0	10.5	19	20	10	1100.17.98	50
M20x1.5	8.0	15.0	24	21	10	1100.20.98	50
M25x1.5	12.5	20.5	30	25	11	1100.25.98	25
M32x1.5	17.0	25.5	36	28	13	1100.32.98	25
M40x1.5	24.0	33.0	46	31	13	1100.40.98	10
M50x1.5	33.0	42.0	55	34	14	1100.50.98	10
M63x1.5	40.0	52.0	70	37	14	1100.63.98	5

CABLE GLANDS STAINLESS & ACID-RESISTANT STEEL A4

FOR HIGH TEMPERATURE APPLICATIONS

LONG ENTRY THREAD PG

MATERIAL: STAINLESS AND ACID RESISTANT STEEL A4 CRNIMO (DIN EN 1.4435 / AISI 316L)
 IDENTIFICATION: 2 GROOVES
 SEAL: FPM
 O-RING: FPM
 TEMPERATURE RANGE: -40°C / +200°C
 PROTECTION CLASS: IP 68 (UP TO 10 BAR)
 PROTECTION TYPE ADDITION: IP 69K



PROGRESS S4 HT

ONE-PIECE SEALING INSERT / NOT OVERALL LENGTH INSULATED

G	>Ø< min mm	>Ø< max mm	 mm	H mm	L mm	PART. NO.	
Pg 7	3.5	5.0	17	17	10	1100.07.98.050	50
Pg 7	5.0	6.5	17	17	10	1100.07.98.065	50
Pg 7	6.5	8.0	17	17	10	1100.07.98.080	50
Pg 9	8.0	10.5	19	20	10	1100.09.98.105	50
Pg 11	8.5	12.0	22	21	10	1100.11.98.120	50
Pg 13	11.0	15.0	24	21	10	1100.13.98.150	50
Pg 16	11.0	15.0	24	21	10	1100.16.98.150	50
Pg 21	16.0	20.5	30	25	12	1100.21.98.205	25
Pg 29	23.0	27.5	41	28	12	1100.29.98.275	25
Pg 36	30.5	35.0	50	32	15	1100.36.98.350	10
Pg 42	37.0	42.0	55	34	15	1100.42.98.420	10
Pg 48	43.0	49.0	65	37	15	1100.48.98.490	10



PROGRESS S4 HT

TWO-PIECE SEALING INSERT / NOT OVERALL LENGTH INSULATED

G	>Ø< min mm	>Ø< max mm	 mm	H mm	L mm	PART. NO.	
Pg 9	6.0	10.5	19	20	10	1100.09.98	50
Pg 11	5.5	12.0	22	21	10	1100.11.98	50
Pg 13	8.0	15.0	24	21	10	1100.13.98	50
Pg 16	8.0	15.0	24	21	10	1100.16.98	50
Pg 21	12.5	20.5	30	25	12	1100.21.98	25
Pg 29	19.0	27.5	41	28	12	1100.29.98	25
Pg 36	26.0	35.0	50	32	15	1100.36.98	10
Pg 42	33.0	42.0	55	34	15	1100.42.98	10
Pg 48	37.0	49.0	65	37	15	1100.48.98	10

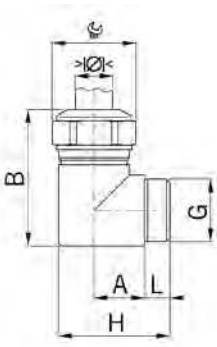




CABLE GLANDS NICKEL-PLATED BRASS

ELBOW 90°

SHORT ENTRY THREAD METRIC



MATERIAL: NICKEL-PLATED BRASS
 SEAL: TPE
 STRAIN RELIEF: ACCORDING TO EN 50262 VERSION A
 TEMPERATURE RANGE: -40°C / +100°C
 PROTECTION CLASS: IP 68
 ENTRY THREAD: IP 68, IF THE ENTRY THREAD IS SEALED

PROGRESS MS W90

ONE-PIECE SEALING INSERT / NOT OVERALL LENGTH INSULATED



G	$\begin{matrix} >\varnothing< \\ \text{min mm} \end{matrix}$	$\begin{matrix} >\varnothing< \\ \text{max mm} \end{matrix}$	$\begin{matrix} \text{mm} \\ \text{IP} \end{matrix}$	H	L	A	B
M12x1.5	5.0	6.5	15	27	8	11	32



PART. NO.



5200.12 50

PROGRESS MS W90

TWO-PIECE SEALING INSERT / NOT OVERALL LENGTH INSULATED



G	$\begin{matrix} >\varnothing< \\ \text{min mm} \end{matrix}$	$\begin{matrix} >\varnothing< \\ \text{max mm} \end{matrix}$	$\begin{matrix} \text{mm} \\ \text{IP} \end{matrix}$	H	L	A	B
M16x1.5	6.0	10.5	18	30	8	13	36
M20x1.5	8.0	15.0	24	35	8	16	44
M25x1.5	12.5	20.5	30	44	10	20	52
M32x1.5	17.0	25.5	36	50	10	23	60
M40x1.5	24.0	33.0	46	60	10	28	72



PART. NO.



5200.17 50

5200.20 50

5200.25 25

5200.32 25

5200.40 10

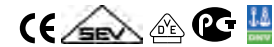
LONG ENTRY THREAD METRIC

PROGRESS MS W90

ONE-PIECE SEALING INSERT / NOT OVERALL LENGTH INSULATED



G	$\begin{matrix} >\varnothing< \\ \text{min mm} \end{matrix}$	$\begin{matrix} >\varnothing< \\ \text{max mm} \end{matrix}$	$\begin{matrix} \text{mm} \\ \text{IP} \end{matrix}$	H	L	A	B
M12x1.5	5.0	6.5	15	30	12	11	32



PART. NO.



5210.12 50

PROGRESS MS W90

TWO-PIECE SEALING INSERT / NOT OVERALL LENGTH INSULATED



G	$\begin{matrix} >\varnothing< \\ \text{min mm} \end{matrix}$	$\begin{matrix} >\varnothing< \\ \text{max mm} \end{matrix}$	$\begin{matrix} \text{mm} \\ \text{IP} \end{matrix}$	H	L	A	B
M16x1.5	6.0	10.5	18	34	12	13	36
M20x1.5	8.0	15.0	24	39	12	16	44
M25x1.5	12.5	20.5	30	48	14	20	52
M32x1.5	17.0	25.5	36	56	16	23	60
M40x1.5	24.0	33.0	46	66	16	28	72



PART. NO.



5210.17 50

5210.20 50

5210.25 25

5210.32 25

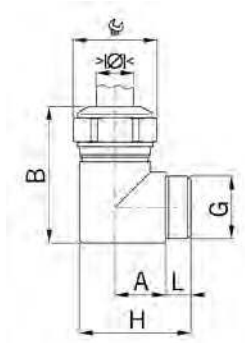
5210.40 10

CABLE GLANDS NICKEL-PLATED BRASS

ELBOW 90°

SHORT ENTRY THREAD PG

MATERIAL: NICKEL-PLATED BRASS
 SEAL: TPE
 TEMPERATURE RANGE: -40°C / +100°C
 PROTECTION CLASS: IP 68
 ENTRY THREAD: IP 68, IF THE ENTRY THREAD IS SEALED



PROGRESS MS W90

ONE-PIECE SEALING INSERT / NOT OVERALL LENGTH INSULATED

G	>Ø< min mm	>Ø< max mm	 mm	H mm	L mm	A mm	B mm	PART. NO.	
Pg 7	5.0	6.5	15	27	8	11	32	5200.07	50



PROGRESS MS W90

TWO-PIECE SEALING INSERT / NOT OVERALL LENGTH INSULATED

G	>Ø< min mm	>Ø< max mm	 mm	H mm	L mm	A mm	B mm	PART. NO.	
Pg 9	6.0	10.5	18	30	8	13	36	5200.09	50
Pg 11	5.5	12.0	21	35	8	14	40	5200.11	50
Pg 13	8.0	15.0	24	41	10	16	44	5200.13	50
Pg 16	8.0	15.0	24	41	10	16	44	5200.16	50
Pg 21	12.5	20.5	30	44	10	20	52	5200.21	25
Pg 29	19.0	27.5	38	56	10	24	65	5200.29	10



LONG ENTRY THREAD PG

PROGRESS MS W90

ONE-PIECE SEALING INSERT / NOT OVERALL LENGTH INSULATED

G	>Ø< min mm	>Ø< max mm	 mm	H mm	L mm	A mm	B mm	PART. NO.	
Pg 7	5.0	6.5	15	30	11	11	32	5210.07	50



PROGRESS MS W90

TWO-PIECE SEALING INSERT / NOT OVERALL LENGTH INSULATED

G	>Ø< min mm	>Ø< max mm	 mm	H mm	L mm	A mm	B mm	PART. NO.	
Pg 9	6.0	10.5	18	34	11	13	36	5210.09	50
Pg 11	5.5	12.0	21	38	11	14	40	5210.11	50
Pg 13	8.0	15.0	24	44	13	16	44	5210.13	50
Pg 16	8.0	15.0	24	44	13	16	44	5210.16	50
Pg 21	12.5	20.5	30	48	14	20	52	5210.21	25
Pg 29	19.0	27.5	38	60	14	24	65	5210.29	10

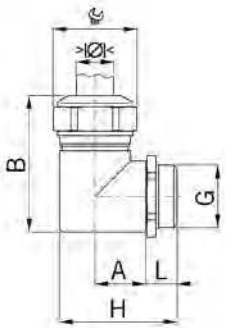




CABLE GLANDS NICKEL-PLATED BRASS

ELBOW 90°

LONG ENTRY THREAD METRIC WITH LOCK NUT

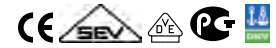


MATERIAL: NICKEL-PLATED BRASS
 SEAL: TPE
 O-RING: NBR
 STRAIN RELIEF: ACCORDING TO EN 50262 VERSION A
 TEMPERATURE RANGE: -40°C / +100°C
 PROTECTION CLASS: IP 68

PROGRESS MS W90

ONE-PIECE SEALING INSERT / NOT OVERALL LENGTH INSULATED

G	ϕ min mm	ϕ max mm	ϕ mm	H mm	L mm	A mm	B mm
M12x1.5	5.0	6.5	15	30	12	11	32



PART. NO.



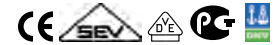
5215.12 50



PROGRESS MS W90

TWO-PIECE SEALING INSERT / NOT OVERALL LENGTH INSULATED

G	ϕ min mm	ϕ max mm	ϕ mm	H mm	L mm	A mm	B mm
M16x1.5	6.0	10.5	18	34	12	13	36
M20x1.5	8.0	15.0	24	39	12	16	44
M25x1.5	12.5	20.5	30	48	14	20	52
M32x1.5	17.0	25.5	36	56	16	23	60
M40x1.5	24.0	33.0	46	66	16	28	72



PART. NO.

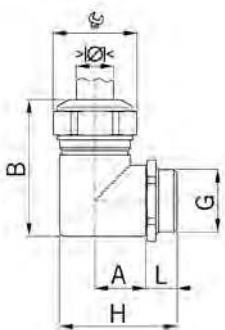


5215.17 50
5215.20 50
5215.25 25
5215.32 25
5215.40 10



LONG ENTRY THREAD PG WITH LOCK NUT

MATERIAL: NICKEL-PLATED BRASS
 SEAL: TPE
 O-RING: NBR
 TEMPERATURE RANGE: -40°C / +100°C
 PROTECTION CLASS: IP 68



PROGRESS MS W90

ONE-PIECE SEALING INSERT / NOT OVERALL LENGTH INSULATED

G	ϕ min mm	ϕ max mm	ϕ mm	H mm	L mm	A mm	B mm
Pg 7	5.0	6.5	15	30	11	11	32



PART. NO.



5215.07 50



PROGRESS MS W90

TWO-PIECE SEALING INSERT / NOT OVERALL LENGTH INSULATED

G	ϕ min mm	ϕ max mm	ϕ mm	H mm	L mm	A mm	B mm
Pg 9	6.0	10.5	18	34	11	13	36
Pg 11	5.5	12.0	21	38	11	14	40
Pg 13	8.0	15.0	24	44	13	16	44
Pg 16	8.0	15.0	24	44	13	16	44
Pg 21	12.5	20.5	30	48	14	20	52
Pg 29	19.0	27.5	38	60	14	24	65



PART. NO.



5215.09 50
5215.11 50
5215.13 50
5215.16 50
5215.21 25
5215.29 10

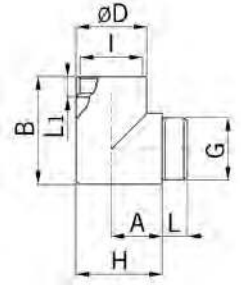


ELBOW 90° NICKEL-PLATED BRASS


WITH INTERNAL & EXTERNAL THREAD

ENTRY THREAD METRIC

MATERIAL: NICKEL-PLATED BRASS
 O-RING: NBR
 TEMPERATURE RANGE: -40°C / +100°C
 PROTECTION CLASS: IP 54
 PROTECTION TYPE ADDITION: IP 68, IF THE ENTRY THREAD IS SEALED




WITH O-RING

G	I	D mm	L mm	L1 mm	A mm	B mm	H mm	PART. NO.	
M12x1.5	M12x1.5	15	5.0	7	13	25	20	5612	50
M16x1.5	M16x1.5	19	6.5	7	16	29	26	5617	50
M20x1.5	M20x1.5	24	6.0	10	19	37	31	5620	50
M25x1.5	M25x1.5	29	7.5	10	23	42	37	5625	25
M32x1.5	M32x1.5	36	8.5	11	26	50	44	5632	25
M40x1.5	M40x1.5	46	9.5	17	34	67	57	5640	10
M50x1.5	M50x1.5	56	9.0	17	41	77	69	5650	10



ENTRY THREAD PG

WITH O-RING

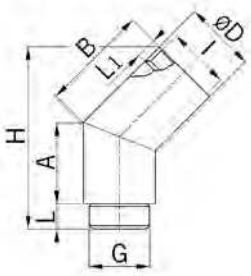
G	I	D mm	L mm	L1 mm	A mm	B mm	H mm	PART. NO.	
Pg 7	Pg 7	16	7	7	13	23	21	5607	50
Pg 9	Pg 9	18	7	7	15	26	24	5609	50
Pg 11	Pg 11	22	8	8	18	31	29	5611	50
Pg 13	Pg 13	24	10	10	19	34	31	5613	50
Pg 16	Pg 16	26	10	10	20	36	33	5616	50
Pg 21	Pg 21	34	11	11	24	46	41	5621	25
Pg 29	Pg 29	41	11	11	28	52	49	5629	20
Pg 36	Pg 36	52	12	17	38	82	64	5636	10





ELBOWS 45° NICKEL-PLATED BRASS WITH INTERNAL & EXTERNAL THREAD


ENTRY THREAD METRIC



MATERIAL: NICKEL-PLATED BRASS
 O-RING: NBR
 TEMPERATURE RANGE: -40°C / +100°C
 PROTECTION CLASS: IP 54
 PROTECTION TYPE ADDITION: IP 68, IF THE ENTRY THREAD IS SEALED



WITH O-RING

G	I	D mm	L mm	L1 mm	A mm	B mm	H mm	PART. NO.	
M16x1.5	M16x1.5	19	6.5	7	13	18	26	5717	50
M20x1.5	M20x1.5	24	7.5	10	17	23	33	5720	50
M25x1.5	M25x1.5	29	7.0	10	18	25	36	5725	25
M32x1.5	M32x1.5	36	8.5	11	21	28	41	5732	25

ENTRY THREAD PG



WITH O-RING

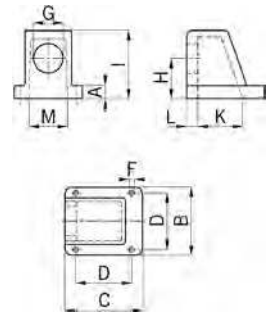
G	I	D mm	L mm	L1 mm	A mm	B mm	H mm	PART. NO.	
Pg 11	Pg 11	22	8	11	16	20	30	5711	50
Pg 16	Pg 16	26	10	12	18	23	34	5716	50
Pg 21	Pg 21	34	11	12	21	26	39	5721	25
Pg 29	Pg 29	41	8	16	27	32	-	5729	25

FLANGES & ELBOWS

ENTRY THREAD METRIC


FLANGED ELBOW 90° ALUMINIUM

MATERIAL: ALUMINIUM
 SEAL: NBR
 TEMPERATURE RANGE: -40°C / +100°C
 PROTECTION CLASS: IP 65
 PROPERTIES: FOR SPLASH WATER-PROOF MOUNTING ON CASING WALLS WITH ENTRY THREAD FOR CABLE GLANDS OR CONDUIT GLANDS



WITH 1 ENTRY THREAD


G	B/C mm	D mm	F mm	A mm	H mm	I mm	K mm	L mm	M mm	PART. NO.	
M16x1.5	45 x 48	37	4.3	8	15.5	30	28	10.5	24	5517	10
M20x1.5	53 x 56	44	5.5	8	18.0	35	34	10.5	24	5520	10
M25x1.5	63 x 65	54	5.5	8	22.5	42	43	11.0	35	5525	5
M32x1.5	71 x 75	60	5.5	10	27.0	52	53	11.0	38	5532	5
M40x1.5	71 x 75	60	5.5	10	27.0	52	53	11.0	38	5540	5
M50x1.5	89 x 93	72	6.5	11	33.5	69	65	18.0	50	5550	2
M63x1.5	96 x 114	84	4.3	10	37.0	74	86	14.0	67	5563	2



ENTRY THREAD PG

WITH 1 ENTRY THREAD

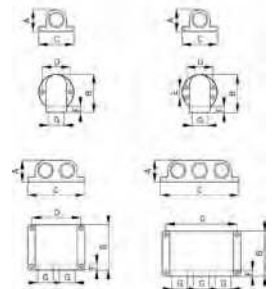
G	B/C mm	D mm	F mm	A mm	H mm	I mm	K mm	L mm	M mm	PART. NO.	
Pg 9	45 x 48	37	4.3	8	15.5	30	28	10.5	24	5509	10
Pg 13	53 x 56	44	5.5	8	19.0	35	34	10.5	24	5513	10
Pg 16	53 x 56	44	5.5	8	19.0	35	34	10.5	24	5516	10
Pg 21	63 x 65	54	5.5	8	23.0	42	43	11.0	35	5521	10
Pg 29	71 x 75	60	5.5	10	27.0	52	53	11.0	38	5529	10
Pg 36	89 x 94	72	6.5	11	34.0	69	65	18.0	50	5536	10



ENTRY THREAD PG

FLANGED ELBOW 90° ZINC DIECASTING

MATERIAL: ZINC DIECASTING
 COLOR: HAMMERGREY ENAMEL
 SEAL: NBR
 TEMPERATURE RANGE: -20°C / +100°C
 PROTECTION CLASS: IP 65
 PROPERTIES: FOR SPLASH WATER-PROOF MOUNTING ON CASING WALLS WITH ENTRY THREAD FOR CABLE GLANDS OR CONDUIT GLANDS



WITH 1-3 ENTRY THREADS

G		A mm	B mm	C mm	D mm	E mm	F mm		PART. NO.	
Pg 16	1 x	31	42	42	36.0	-	11	2x4.5	5516.10	10
Pg 21	1 x	40	60	60	52.5	-	12	2x5.2	5521.10	10
Pg 29	1 x	51.5	76	66	54.0	36	12	4x5.5	5529.10	10
Pg 36	1 x	62	90	85	73.0	30	12	4x5.5	5536.10	10
Pg 16	2 x	34	70	91	79.0	58	10	4x5.5	5516.12	10
Pg 16	3 x	34	70	124	111.0	56	10	4x5.5	5516.13	10

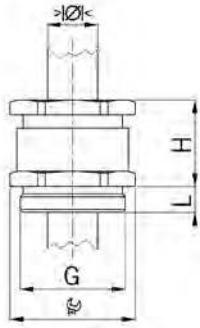




CABLE GLANDS NICKEL-PLATED BRASS

ACCORDING TO DIN 46320-C4-MS



SHORT ENTRY THREAD METRIC



MATERIAL: NICKEL-PLATED BRASS
 SEAL: NBR
 TEMPERATURE RANGE: -20°C / +80°C
 PROTECTION CLASS: IP 54





ONE-PIECE SEALING RING / NOT OVERALL LENGTH INSULATED

G	>Ø< min mm	>Ø< max mm	 mm	H mm	L mm	PART. NO.	
M12x1.5	5.0	7.0	14/13	15	5	B 112	100
M16x1.5	6.0	8.0	18/15	15	5	B 117	100
M20x1.5	8.0	10.0	22/18	19	6	B 120.10	50
M20x1.5	10.0	12.0	22/20	19	6	B 120.12	50
M20x1.5	12.0	14.0	22/20	19	6	B 120.14	50
M25x1.5	15.0	17.0	30/28	23	7	B 125	50
M32x1.5	24.0	26.0	40/37	26	8	B 132	25
M40x1.5	33.0	35.0	50/47	30	8	B 140	20
M50x1.5	41.0	43.0	57/54	34	9	B 150	10
M63x1.5	45.0	47.0	66/60	35	10	B 163	10

LONG ENTRY THREAD METRIC



ONE-PIECE SEALING RING / NOT OVERALL LENGTH INSULATED

G	>Ø< min mm	>Ø< max mm	 mm	H mm	L mm	PART. NO.	
M12x1.5	5.0	7.0	14/13	15	10	B 212	100
M16x1.5	6.0	8.0	18/15	15	10	B 217	100
M20x1.5	8.0	10.0	22/18	19	10	B 220.10	50
M20x1.5	10.0	12.0	22/20	19	10	B 220.12	50
M20x1.5	12.0	14.0	22/20	19	10	B 220.14	50
M25x1.5	15.0	17.0	30/28	23	12	B 225	50
M32x1.5	24.0	26.0	40/37	26	12	B 232	25
M40x1.5	33.0	35.0	50/47	30	14	B 240	20
M50x1.5	41.0	43.0	57/54	34	14	B 250	10
M63x1.5	45.0	47.0	66/60	35	14	B 263	10


CABLE GLANDS NICKEL-PLATED BRASS

WITH ANTIKINK NOZZLE & CLAMPS

SHORT ENTRY THREAD METRIC

MATERIAL:	NICKEL-PLATED BRASS
SEAL:	NBR
ANTI-KINK NOZZLE:	NBR
TEMPERATURE RANGE:	-20°C / +80°C
PROTECTION CLASS:	IP 65 IF THE ENTRY THREAD IS SEALED


ONE-PIECE SEALING RING / NOT OVERALL LENGTH INSULATED

G	$\begin{matrix} > \text{Ø} < \\ \text{min mm} \end{matrix}$	$\begin{matrix} > \text{Ø} < \\ \text{max mm} \end{matrix}$	$\begin{matrix} \text{Ø} \\ \text{mm} \end{matrix}$	H mm	L mm	PART. NO.	
M12x1.5	3.5	5.0	14/15	28	5	1852.12.05	25
M16x1.5	5.5	7.0	17/18	28	6	1852.16.07	25
M20x1.5	5.5	7.0	20/22	32	6	1852.20.07	25
M20x1.5	7.5	9.0	20/22	32	6	1852.20.09	25
M20x1.5	9.0	11.0	22/22	33	6	1852.20.11	25
M20x1.5	11.0	13.0	22/22	33	6	1852.20.13	25
M20x1.5	13.0	15.0	24/24	35	6	1852.20.15	25
M25x1.5	13.5	15.0	30/30	42	7	1852.25.15	25
M25x1.5	15.0	17.0	30/30	42	7	1852.25.17	25
M25x1.5	17.0	19.0	30/30	42	7	1852.25.19	25
M25x1.5	18.0	20.0	30/30	42	7	1852.25.20	25
M32x1.5	21.0	23.0	40/40	42	8	1852.32.23	1
M32x1.5	23.0	25.0	40/40	42	8	1852.32.25	1
M40x1.5	23.0	26.0	50/50	51	9	1852.40.26	1
M40x1.5	27.0	30.0	50/50	51	9	1852.40.30	1
M40x1.5	30.0	33.0	50/50	51	9	1852.40.33	1
M40x1.5	32.0	35.0	50/50	51	9	1852.40.35	1



SHORT ENTRY THREAD PG

ONE-PIECE SEALING RING / NOT OVERALL LENGTH INSULATED

G	$\begin{matrix} > \text{Ø} < \\ \text{min mm} \end{matrix}$	$\begin{matrix} > \text{Ø} < \\ \text{max mm} \end{matrix}$	$\begin{matrix} \text{Ø} \\ \text{mm} \end{matrix}$	H mm	L mm	PART. NO.	
Pg 7	3.5	5.0	14/16	28	5	1852.07.05	50
Pg 9	5.5	7.0	17/19	28	6	1852.09.07	50
Pg 11	5.5	7.0	20/22	32	6	1852.11.07	50
Pg 11	7.5	9.0	20/22	32	6	1852.11.09	50
Pg 13	7.5	9.0	22/24	32	6	1852.13.09	25
Pg 13	9.0	11.0	22/24	33	6	1852.13.11	25
Pg 13	11.0	13.0	22/24	33	6	1852.13.13	25
Pg 16	11.5	13.0	24/27	35	6	1852.16.13	25
Pg 16	13.0	15.0	24/27	35	6	1852.16.15	25
Pg 21	13.5	15.0	30/34	42	7	1852.21.15	25
Pg 21	15.0	17.0	30/34	42	7	1852.21.17	25
Pg 21	17.0	19.0	30/34	42	7	1852.21.19	25
Pg 21	18.0	20.0	30/34	42	7	1852.21.20	25
Pg 29	18.0	20.0	40/42	42	8	1852.29.20	1
Pg 29	21.0	23.0	40/42	42	8	1852.29.23	1
Pg 29	23.0	25.0	40/42	42	8	1852.29.25	1
Pg 36	23.0	26.0	50/52	51	9	1852.36.26	1
Pg 36	27.0	30.0	50/52	51	9	1852.36.30	1
Pg 36	30.0	33.0	50/52	51	9	1852.36.33	1
Pg 36	32.0	35.0	50/52	51	9	1852.36.35	1
Pg 42	32.0	35.0	57/62	59	10	1852.42.35	1
Pg 42	35.0	38.0	57/62	59	10	1852.42.38	1
Pg 42	36.0	40.0	57/62	59	10	1852.42.40	1
Pg 48	36.0	40.0	64/68	62	10	1852.48.48.40	1
Pg 48	40.0	44.0	64/68	62	10	1852.48.48.44	1





CABLE GLANDS EMC EASYCONNECT NICKEL-PLATED BRASS

WITH CONTACT SPRING

SHORT ENTRY THREAD METRIC



MATERIAL:	NICKEL-PLATED BRASS
CONTACT SPRING:	SPRING STEEL 1.4310
SEAL:	TPE
O-RING:	NBR
STRAIN RELIEF:	ACCORDING TO IEC 62444 VERSION A
TEMPERATURE RANGE:	-60°C / +100°C
PROTECTION CLASS:	IP 68 (UP TO 10 BAR)
PROTECTION TYPE ADDITION:	IP 69K
PROPERTIES:	FULL CONTROL OF THE INSTALLATION PROCESS THANKS TO FAST AND SAFE ASSEMBLY FOR PARTIALLY STRIPPED SHIELDING CABLES EQUALLY AS WELL AS THE CONTACT OF COMPLETELY CABLE SHIELDS



PROGRESS MS EMC EASYCONNECT

TWO-PIECE SEALING INSERT / NOT OVERALL LENGTH INSULATED



G	>Ø< min mm	>Ø< max mm	Ø mm	H mm	L mm	i info	PART. NO.	
M12x1.5	3.5	5.0	15	22	5	1	1083.12.050	50
M12x1.5	5.0	6.5	15	22	5	1	1083.12.065	50
M16x1.5	6.0	10.5	18	25	5	-	1083.17	50
M20x1.5	8.0	15.0	24	27	6	-	1083.20	50
M25x1.5	12.5	20.5	30	33	7	-	1083.25	25
M32x1.5	17.0	25.5	36	33	8	-	1083.32	25

1 = ONE-PIECE SEALING INSERT

APPROVALS IN PREPERATION

LONG ENTRY THREAD METRIC



PROGRESS MS EMC EASYCONNECT

TWO-PIECE SEALING INSERT / NOT OVERALL LENGTH INSULATED



G	>Ø< min mm	>Ø< max mm	Ø mm	H mm	L mm	i info	PART. NO.	
M12x1.5	3.5	5.0	15	22	10	1	1183.12.050	50
M12x1.5	5.0	6.5	15	22	10	1	1183.12.065	50
M16x1.5	6.0	10.5	18	25	10	-	1183.17	50
M20x1.5	8.0	15.0	24	27	10	-	1183.20	50
M25x1.5	12.5	20.5	30	33	11	-	1183.25	25
M32x1.5	17.0	25.5	36	33	13	-	1183.32	25

1 = ONE-PIECE SEALING INSERT

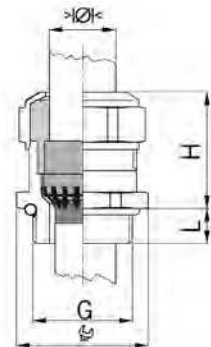
APPROVALS IN PREPERATION

CABLE GLANDS EMC RAPID NICKEL-PLATED BRASS

WITH CONTACT DISC

SHORT ENTRY THREAD METRIC

MATERIAL:	NICKEL-PLATED BRASS
CONTACT SLEEVE:	NICKEL-PLATED BRASS
CONTACT DISC:	STAINLESS STEEL A2
SEAL:	TPE
O-RING:	NBR
STRAIN RELIEF:	ACCORDING TO EN 50262 VERSION A
TEMPERATURE RANGE:	-40°C / +100°C
PROTECTION CLASS:	IP 68 (UP TO 10 BAR)
PROTECTION TYPE ADDITION:	IP 69K
PROPERTIES:	FOR A QUICK INSTALLATION OF PARTIALLY DISMANTLED CABLES AS WELL AS THOROUGHLY SHIELDED CABLES




PROGRESS MS EMC RAPID



ONE-PIECE SEALING INSERT / NOT OVERALL LENGTH INSULATED

G	>Ø< min mm	>Ø< max mm	EC mm	H mm	L mm	PART. NO.	
M12x1.5	4.5	6.0	15	20	5	1081.12.060	50
M12x1.5	6.0	7.5	15	20	5	1081.12.075	50
M16x1.5	6.0	8.0	18	23	5	1081.17.080	50
M16x1.5	8.0	10.0	18	25	5	1081.17.100	50
M20x1.5	8.0	11.0	24	25	6	1081.20.110	50
M20x1.5	11.0	14.0	24	27	6	1081.20.140	50
M25x1.5	13.0	16.0	30	30	7	1081.25.160	25
M25x1.5	16.0	19.0	30	33	7	1081.25.190	25
M32x1.5	18.0	21.0	36	32	8	1081.32.210	25
M32x1.5	21.0	25.0	36	32	8	1081.32.250	25




LONG ENTRY THREAD METRIC

PROGRESS MS EMC RAPID



ONE-PIECE SEALING INSERT / NOT OVERALL LENGTH INSULATED

G	>Ø< min mm	>Ø< max mm	EC mm	H mm	L mm	PART. NO.	
M12x1.5	4.5	6.0	15	20	10	1181.12.060	50
M12x1.5	6.0	7.5	15	20	10	1181.12.075	50
M16x1.5	6.0	8.0	18	23	10	1181.17.080	50
M16x1.5	8.0	10.0	18	25	10	1181.17.100	50
M20x1.5	8.0	11.0	24	25	10	1181.20.110	50
M20x1.5	11.0	14.0	24	27	10	1181.20.140	50
M25x1.5	13.0	16.0	30	30	11	1181.25.160	25
M25x1.5	16.0	19.0	30	33	11	1181.25.190	25
M32x1.5	18.0	21.0	36	32	13	1181.32.210	25
M32x1.5	21.0	25.0	36	32	13	1181.32.250	25

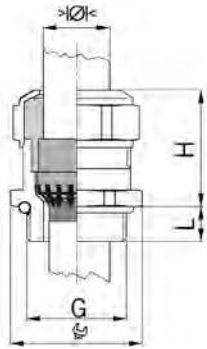




CABLE GLANDS EMC RAPID NICKEL-PLATED BRASS

WITH CONTACT DISC

SHORT ENTRY THREAD PG





MATERIAL:	NICKEL-PLATED BRASS
CONTACT SLEEVE:	NICKEL-PLATED BRASS
CONTACT DISC:	STAINLESS STEEL A2
SEAL:	TPE
O-RING:	NBR
TEMPERATURE RANGE:	-40°C / +100°C
PROTECTION CLASS:	IP 68 (UP TO 10 BAR)
PROTECTION TYPE ADDITION:	IP 69K
PROPERTIES:	FOR A QUICK INSTALLATION OF PARTIALLY DISMANTLED CABLES AS WELL AS THOROUGHLY SHIELDED CABLES

PROGRESS MS EMC RAPID



ONE-PIECE SEALING INSERT / NOT OVERALL LENGTH INSULATED




G	>Ø< min mm	>Ø< max mm	Ø mm	H mm	L mm	PART. NO.	
PG 7	4.5	6.0	15	20	6	1081.07.060	50
PG 7	6.0	7.5	15	20	6	1081.07.075	50
PG 9	6.0	8.0	18	23	6	1081.09.080	50
PG 9	8.0	10.0	18	25	6	1081.09.100	50
PG 11	5.5	8.5	21	25	6	1081.11.085	50
PG 11	8.5	12.0	21	25	6	1081.11.120	50
PG 13	8.0	11.0	24	25	6	1081.13.110	50
PG 13	11.0	14.0	24	27	6	1081.13.140	50
PG 16	8.0	11.0	24	24	6	1081.16.110	50
PG 16	11.0	14.0	24	27	6	1081.16.140	50
PG 21	13.0	16.0	30	30	7	1081.21.160	25
PG 21	16.0	19.0	30	33	7	1081.21.190	25
PG 29	19.0	23.0	38	33	8	1081.29.230	25
PG 29	23.0	25.5	38	32	8	1081.29.255	25


LONG ENTRY THREAD PG

PROGRESS MS EMC RAPID



ONE-PIECE SEALING INSERT / NOT OVERALL LENGTH INSULATED



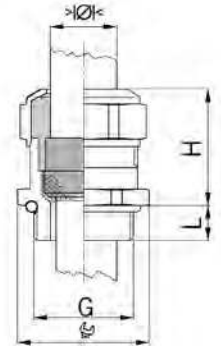
G	>Ø< min mm	>Ø< max mm	Ø mm	H mm	L mm	PART. NO.	
PG 7	4.5	6.0	15	20	10	1181.07.060	50
PG 7	6.0	7.5	15	20	10	1181.07.075	50
PG 9	6.0	8.0	18	23	10	1181.09.080	50
PG 9	8.0	10.0	18	25	10	1181.09.100	50
PG 11	5.5	8.5	21	25	10	1181.11.085	50
PG 11	8.5	12.0	21	25	10	1181.11.120	50
PG 13	8.0	11.0	24	25	10	1181.13.110	50
PG 13	11.0	14.0	24	27	10	1181.13.140	50
PG 16	8.0	11.0	24	24	10	1181.16.110	50
PG 16	11.0	14.0	24	27	10	1181.16.140	50
PG 21	13.0	16.0	30	30	12	1181.21.160	25
PG 21	16.0	19.0	30	33	12	1181.21.190	25
PG 29	19.0	23.0	38	33	12	1181.29.230	25
PG 29	23.0	25.5	38	32	12	1181.29.255	25

CABLE GLANDS EMC NICKEL-PLATED BRASS

WITH CONTACT SLEEVE

SHORT ENTRY THREAD METRIC

MATERIAL:	NICKEL-PLATED BRASS
CONTACT SLEEVE:	NICKEL-PLATED BRASS
SEAL:	TPE
O-RING:	NBR
STRAIN RELIEF:	ACCORDING TO EN 50262 VERSION A
TEMPERATURE RANGE:	-40°C / +100°C
PROTECTION CLASS:	IP 68 (UP TO 10 BAR)
PROTECTION TYPE ADDITION:	IP 69K
PROPERTIES:	EXCELLENT SHIELD CONTACT THROUGH THE CONTACT SLEEVE WITH THE BRAIDED SHIELD TERMINATING IN THE SCREWED CABLE GLAND



PROGRESS MS EMC



ONE-PIECE SEALING INSERT / NOT OVERALL LENGTH INSULATED

G	>Ø< min mm	>Ø< max mm	 mm	H mm	L mm	i info	PART. NO.	
M8x1.25	2.5	3.5	11	15	5	1	1080.08.035	50
M8x1.25	3.0	4.0	11	15	5	1	1080.08.040	50
M10x1.5	3.0	4.0	13	16	5	1	1080.10.040	50
M10x1.5	4.0	6.0	13	16	5	1	1080.10.060	50
M12x1.5	4.5	6.0	15	20	5	-	1080.12.060	50
M12x1.5	6.0	7.5	15	20	5	-	1080.12.075	50
M16x1.5	6.0	8.0	18	23	5	-	1080.17.080	50
M16x1.5	8.0	10.0	18	25	5	-	1080.17.100	50
M20x1.5	8.0	11.0	24	25	6	-	1080.20.110	50
M20x1.5	11.0	14.0	24	27	6	-	1080.20.140	50
M25x1.5	13.0	16.0	30	30	7	-	1080.25.160	25
M25x1.5	16.0	19.0	30	33	7	-	1080.25.190	25
M32x1.5	18.0	21.0	36	32	8	-	1080.32.210	25
M32x1.5	21.0	25.0	36	32	8	-	1080.32.250	25
M40x1.5	24.0	28.5	46	34	8	-	1080.40.285	10
M40x1.5	28.5	32.0	46	34	8	-	1080.40.320	10
M50x1.5	33.0	37.0	55	36	9	-	1080.50.370	10
M50x1.5	37.0	41.0	55	36	9	-	1080.50.410	10
M63x1.5	40.0	46.0	70	39	10	-	1080.63.460	5
M63x1.5	46.0	50.0	70	39	10	-	1080.63.500	5
M75x1.5	50.0	56.0	80	40	11	-	1080.75.560	1
M80x2.0	56.0	65.0	95	45	18	-	1080.80.650	1
M85x2.0	63.0	70.0	95	45	18	-	1080.85.700	1
M95x2.0	68.0	75.0	110	52	20	-	1080.95.750	1



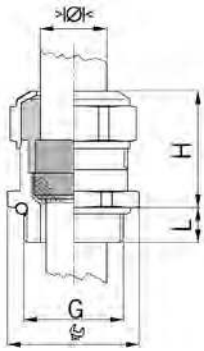
1 = METRIC COARSE-PITCH THREAD



CABLE GLANDS EMC NICKEL-PLATED BRASS

WITH CONTACT SLEEVE

LONG ENTRY THREAD METRIC



MATERIAL:	NICKEL-PLATED BRASS
CONTACT SLEEVE:	NICKEL-PLATED BRASS
SEAL:	TPE
O-RING :	NBR
STRAIN RELIEF:	ACCORDING TO EN 50262 VERSION A
TEMPERATURE RANGE:	-40°C / +100°C
PROTECTION CLASS:	IP 68 (UP TO 10 BAR)
PROTECTION TYPE ADDITION:	IP 69K
PROPERTIES:	EXCELLENT SHIELD CONTACT THROUGH THE CONTACT SLEEVE WITH THE BRAIDED SHIELD TERMINATING IN THE SCREWED CABLE GLAND

PROGRESS MS EMC



ONE-PIECE SEALING INSERT / NOT OVERALL LENGTH INSULATED



G	>Ø< min mm	>Ø< max mm	Ø mm	H mm	L mm	i info	PART. NO.	
M8x1.25	2.5	3.5	11	15	10	1	1180.08.035	50
M8x1.25	3.0	4.0	11	15	10	1	1180.08.040	50
M10x1.5	3.0	4.0	13	16	10	1	1180.10.040	50
M10x1.5	4.0	6.0	13	16	10	1	1180.10.060	50
M12x1.5	4.5	6.0	15	20	10	-	1180.12.060	50
M12x1.5	6.0	7.5	15	20	10	-	1180.12.075	50
M16x1.5	6.0	8.0	18	23	10	-	1180.17.080	50
M16x1.5	8.0	10.0	18	25	10	-	1180.17.100	50
M20x1.5	8.0	11.0	24	25	10	-	1180.20.110	50
M20x1.5	11.0	14.0	24	27	10	-	1180.20.140	50
M25x1.5	13.0	16.0	30	30	11	-	1180.25.160	25
M25x1.5	16.0	19.0	30	33	11	-	1180.25.190	25
M32x1.5	18.0	21.0	36	32	13	-	1180.32.210	25
M32x1.5	21.0	25.0	36	32	13	-	1180.32.250	25
M40x1.5	24.0	28.5	46	34	13	-	1180.40.285	10
M40x1.5	28.5	32.0	46	34	13	-	1180.40.320	10
M50x1.5	33.0	37.0	55	36	14	-	1180.50.370	10
M50x1.5	37.0	41.0	55	36	14	-	1180.50.410	10
M63x1.5	40.0	46.0	70	39	14	-	1180.63.460	5
M63x1.5	46.0	50.0	70	39	14	-	1180.63.500	5

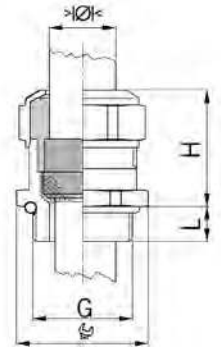
1 = METRIC COARSE-PITCH THREAD

CABLE GLANDS EMC NICKEL-PLATED BRASS

WITH CONTACT SLEEVE

SHORT ENTRY THREAD PG

MATERIAL:	NICKEL-PLATED BRASS
CONTACT SLEEVE:	NICKEL-PLATED BRASS
SEAL:	TPE
O-RING:	NBR
TEMPERATURE RANGE:	-40°C / +100°C
PROTECTION CLASS:	IP 68 (UP TO 10 BAR)
PROTECTION TYPE ADDITION:	IP 69K
PROPERTIES:	EXCELLENT SHIELD CONTACT THROUGH THE CONTACT SLEEVE WITH THE BRAIDED SHIELD TERMINATING IN THE SCREWED CABLE GLAND



PROGRESS MS EMC



ONE-PIECE SEALING INSERT / NOT OVERALL LENGTH INSULATED

G	>Ø< min mm	>Ø< max mm	 mm	H mm	L mm	PART. NO.	
Pg 7	4.5	6.0	15	20	6	1080.07.060	50
Pg 7	6.0	7.5	15	20	6	1080.07.075	50
Pg 9	6.0	8.0	18	23	6	1080.09.080	50
Pg 9	8.0	10.0	18	25	6	1080.09.100	50
Pg 11	5.5	8.5	21	23	6	1080.11.085	50
Pg 11	8.5	12.0	21	23	6	1080.11.120	50
Pg 13	8.0	11.0	24	25	6	1080.13.110	50
Pg 13	11.0	14.0	24	27	6	1080.13.140	50
Pg 16	8.0	11.0	24	24	6	1080.16.110	50
Pg 16	11.0	14.0	24	27	6	1080.16.140	50
Pg 21	13.0	16.0	30	30	7.5	1080.21.160	25
Pg 21	16.0	19.0	30	33	7.5	1080.21.190	25
Pg 29	19.0	23.0	38	33	8	1080.29.230	25
Pg 29	23.0	25.5	38	32	8	1080.29.255	25
Pg 36	25.0	30.5	50	36	8	1080.36.305	10
Pg 36	30.5	35.0	50	34	8	1080.36.350	10
Pg 42	33.0	37.0	55	37	10	1080.42.370	10
Pg 42	37.0	41.0	55	36	10	1080.42.410	10
Pg 48	39.0	43.0	65	42	11	1080.48.430	10
Pg 48	43.0	46.5	65	40	11	1080.48.465	10



LONG ENTRY THREAD PG

PROGRESS MS EMC



ONE-PIECE SEALING INSERT / NOT OVERALL LENGTH INSULATED

G	>Ø< min mm	>Ø< max mm	 mm	H mm	L mm	PART. NO.	
Pg 7	4.5	6.0	15	20	10	1180.07.060	50
Pg 7	6.0	7.5	15	20	10	1180.07.075	50
Pg 9	6.0	8.0	18	23	10	1180.09.080	50
Pg 9	8.0	10.0	18	25	10	1180.09.100	50
Pg 11	5.5	8.5	21	23	10	1180.11.085	50
Pg 11	8.5	12.0	21	23	10	1180.11.120	50
Pg 13	8.0	11.0	24	25	10	1180.13.110	50
Pg 13	11.0	14.0	24	27	10	1180.13.140	50
Pg 16	8.0	11.0	24	24	10	1180.16.110	50
Pg 16	11.0	14.0	24	27	10	1180.16.140	50
Pg 21	13.0	16.0	30	30	12	1180.21.160	25
Pg 21	16.0	19.0	30	33	12	1180.21.190	25
Pg 29	19.0	23.0	38	33	12	1180.29.230	25
Pg 29	23.0	25.5	38	32	12	1180.29.255	25
Pg 36	25.0	30.5	50	36	15	1180.36.305	10
Pg 36	30.5	35.0	50	34	15	1180.36.350	10
Pg 42	33.0	37.0	55	37	15	1180.42.370	10
Pg 42	37.0	41.0	55	36	15	1180.42.410	10
Pg 48	39.0	43.0	65	42	15	1180.48.430	10
Pg 48	43.0	46.5	65	40	15	1180.48.465	10

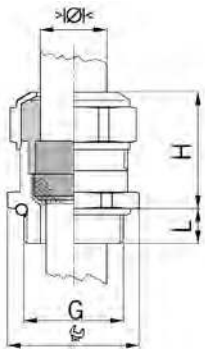




CABLE GLANDS EMC NICKEL-PLATED BRASS

WITH CONTACT SLEEVE FOR HIGH TEMPERATURE APPLICATIONS

SHORT ENTRY THREAD METRIC



MATERIAL:	NICKEL-PLATED BRASS
CONTACT SLEEVE:	NICKEL-PLATED BRASS
SEAL:	FPM
O-RING:	FPM
STRAIN RELIEF:	ACCORDING TO EN 50262 VERSION A
TEMPERATURE RANGE:	-40°C / +200°C
PROTECTION CLASS:	IP 68 (UP TO 10 BAR)
PROTECTION TYPE ADDITION:	IP 69K
PROPERTIES:	EXCELLENT SHIELD CONTACT THROUGH THE CONTACT SLEEVE WITH THE BRAIDED SHIELD TERMINATING IN THE SCREWED CABLE GLAND



ONE-PIECE SEALING INSERT / NOT OVERALL LENGTH INSULATED

G	>Ø< min mm	>Ø< max mm	Ø mm	H mm	L mm	i info	PART. NO.	
M10x1.5	3.0	4.0	13	16	5	1	1080.10.91.040	50
M10x1.5	4.0	6.0	13	16	5	1	1080.10.91.060	50
M12x1.5	4.5	6.0	15	20	5	-	1080.12.91.060	50
M12x1.5	6.0	7.5	15	20	5	-	1080.12.91.075	50
M16x1.5	6.0	8.0	18	23	5	-	1080.17.91.080	50
M16x1.5	8.0	10.0	18	25	5	-	1080.17.91.100	50
M20x1.5	8.0	11.0	24	25	6	-	1080.20.91.110	50
M20x1.5	11.0	14.0	24	27	6	-	1080.20.91.140	50
M25x1.5	13.0	16.0	30	30	7	-	1080.25.91.160	25
M25x1.5	16.0	19.0	30	33	7	-	1080.25.91.190	25
M32x1.5	18.0	21.0	36	32	8	-	1080.32.91.210	25
M32x1.5	21.0	25.0	36	32	8	-	1080.32.91.250	25

1 = METRIC COARSE-PITCH THREAD

LONG ENTRY THREAD METRIC



ONE-PIECE SEALING INSERT / NOT OVERALL LENGTH INSULATED

G	>Ø< min mm	>Ø< max mm	Ø mm	H mm	L mm	i info	PART. NO.	
M10x1.5	3.0	4.0	13	16	10	1	1180.10.91.040	50
M10x1.5	4.0	6.0	13	16	10	1	1180.10.91.060	50
M12x1.5	4.5	6.0	15	20	10	-	1180.12.91.060	50
M12x1.5	6.0	7.5	15	20	10	-	1180.12.91.075	50
M16x1.5	6.0	8.0	18	23	10	-	1180.17.91.080	50
M16x1.5	8.0	10.0	18	25	10	-	1180.17.91.100	50
M20x1.5	8.0	11.0	24	25	10	-	1180.20.91.110	50
M20x1.5	11.0	14.0	24	27	10	-	1180.20.91.140	50
M25x1.5	13.0	16.0	30	30	11	-	1180.25.91.160	25
M25x1.5	16.0	19.0	30	33	11	-	1180.25.91.190	25
M32x1.5	18.0	21.0	36	32	13	-	1180.32.91.210	25
M32x1.5	21.0	25.0	36	32	13	-	1180.32.91.250	25

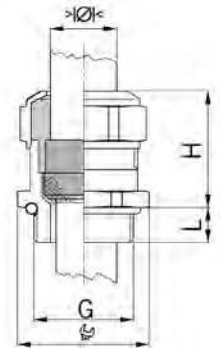
1 = METRIC COARSE-PITCH THREAD

CABLE GLANDS EMC NICKEL-PLATED BRASS

WITH CONTACT SLEEVE FOR HIGH TEMPERATURE APPLICATIONS

SHORT ENTRY THREAD PG

MATERIAL:	NICKEL-PLATED BRASS
CONTACT SLEEVE:	NICKEL-PLATED BRASS
SEAL:	FPM
O-RING:	FPM
TEMPERATURE RANGE:	-40°C / +200°C
PROTECTION CLASS:	IP 68 (UP TO 10 BAR)
PROTECTION TYPE ADDITION:	IP 69K
PROPERTIES:	EXCELLENT SHIELD CONTACT THROUGH THE CONTACT SLEEVE WITH THE BRAIDED SHIELD TERMINATING IN THE SCREWED CABLE GLAND



ONE-PIECE SEALING INSERT / NOT OVERALL LENGTH INSULATED

G	>Ø< min mm	>Ø< max mm	 mm	H mm	L mm	PART. NO.	
Pg 9	6.0	8.0	18	23	6	1080.09.91.080	50
Pg 9	8.0	10.0	18	25	6	1080.09.91.100	50
Pg 11	5.5	8.5	21	23	6	1080.11.91.085	50
Pg 11	8.5	12.0	21	23	6	1080.11.91.120	50
Pg 13	8.0	11.0	24	25	6	1080.13.91.110	50
Pg 13	11.0	14.0	24	27	6	1080.13.91.140	50
Pg 16	8.0	11.0	24	24	6	1080.16.91.110	50
Pg 16	11.0	14.0	24	27	6	1080.16.91.140	50
Pg 21	13.0	16.0	30	30	7.5	1080.21.91.160	25
Pg 21	16.0	19.0	30	33	7.5	1080.21.91.190	25
Pg 29	19.0	23.0	38	33	8	1080.29.91.230	25
Pg 29	23.0	25.5	38	32	8	1080.29.91.255	25



LONG ENTRY THREAD PG

ONE-PIECE SEALING INSERT / NOT OVERALL LENGTH INSULATED

G	>Ø< min mm	>Ø< max mm	 mm	H mm	L mm	PART. NO.	
Pg 9	6.0	8.0	18	23	10	1180.09.91.080	50
Pg 9	8.0	10.0	18	25	10	1180.09.91.100	50
Pg 11	5.5	8.5	21	23	10	1180.11.91.085	50
Pg 11	8.5	12.0	21	23	10	1180.11.91.120	50
Pg 13	8.0	11.0	24	25	10	1180.13.91.110	50
Pg 13	8.5	12.0	24	27	10	1180.13.91.140	50
Pg 16	8.0	11.0	24	24	10	1180.16.91.110	50
Pg 16	11.0	14.0	24	27	10	1180.16.91.140	50
Pg 21	13.0	16.0	30	30	12	1180.21.91.160	25
Pg 21	16.0	19.0	30	33	12	1180.21.91.190	25
Pg 29	19.0	23.0	38	33	12	1180.29.91.230	25
Pg 29	23.0	25.5	38	32	12	1180.29.91.255	25

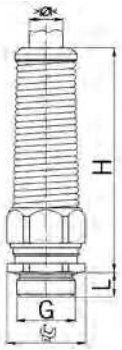




CABLE GLANDS EMC NICKEL-PLATED BRASS

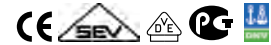
WITH ANTIKINK SPRING

SHORT ENTRY THREAD METRIC



MATERIAL:	NICKEL-PLATED BRASS
ANTI-KINK SPRING:	STAINLESS STEEL A2
SEAL:	TPE
O-RING:	NBR
STRAIN RELIEF:	ACCORDING TO EN 50262 VERSION A
TEMPERATURE RANGE:	-40°C / +100°C
PROTECTION CLASS:	IP 68
PROTECTION TYPE ADDITION:	IP 69K
PROPERTIES:	EXCELLENT SHIELD CONTACT THROUGH THE CONTACT SLEEVE WITH THE BRAIDED SHIELD TERMINATING IN THE SCREWED CABLE GLAND

PROGRESS MS EMC FKN



ONE-PIECE SEALING INSERT / NOT OVERALL LENGTH INSULATED



G	>Ø< min mm	>Ø< max mm	 mm	H mm	L mm	i info	PART. NO.	
M8x1.25	2.5	3.5	11	50	5	1	1080.08.52.035	10
M8x1.25	3.0	4.0	11	50	5	1	1080.08.52.040	10
M10x1.5	3.0	4.0	13	54	5	1	1080.10.52.040	10
M10x1.5	4.0	6.0	13	54	5	1	1080.10.52.060	10
M12x1.5	4.5	6.0	15	60	5	-	1080.12.52.060	10
M12x1.5	6.0	7.5	15	60	5	-	1080.12.52.075	10
M16x1.5	6.0	8.0	18	69	5	-	1080.17.52.080	10
M16x1.5	8.0	10.0	18	69	5	-	1080.17.52.100	10
M20x1.5	8.0	11.0	24	88	6	-	1080.20.52.110	10
M20x1.5	11.0	14.0	24	88	6	-	1080.20.52.140	10
M25x1.5	13.0	16.0	30	104	7	-	1080.25.52.160	10
M25x1.5	16.0	19.0	30	104	7	-	1080.25.52.190	10
M32x1.5	18.0	21.0	36	112	8	-	1080.32.52.210	5
M32x1.5	21.0	24.5	36	112	8	-	1080.32.52.245	5

1 = METRIC COARSE-PITCH THREAD

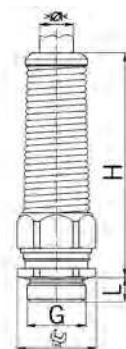
LONG ENTRY THREAD AVAILABLE ON REQUEST

CABLE GLANDS EMC NICKEL-PLATED BRASS

WITH ANTIKINK SPRING

SHORT ENTRY THREAD PG

MATERIAL:	NICKEL-PLATED BRASS
ANTI-KINK SPRING:	STAINLESS STEEL A2
SEAL:	TPE
O-RING:	NBR
TEMPERATURE RANGE:	-40°C / +100°C
PROTECTION CLASS:	IP 68
PROPERTIES:	EXCELLENT SHIELD CONTACT THROUGH THE CONTACT SLEEVE WITH THE BRAIDED SHIELD TERMINATING IN THE SCREWED CABLE GLAND



PROGRESS MS EMC FKN

ONE-PIECE SEALING INSERT / NOT OVERALL LENGTH INSULATED

G	$\begin{matrix} > \text{Ø} < \\ \text{min mm} \end{matrix}$	$\begin{matrix} > \text{Ø} < \\ \text{max mm} \end{matrix}$	 mm	H mm	L mm	PART. NO.	
Pg 7	4.5	6.0	15	60	6	1080.07.52.060	10
Pg 7	6.0	7.5	15	60	6	1080.07.52.075	10
Pg 9	6.0	8.0	18	69	6	1080.09.52.080	10
Pg 9	8.0	10.0	18	69	6	1080.09.52.100	10
Pg 11	6.0	8.0	18/21	69	6	1080.11.52.080	10
Pg 11	8.0	10.0	18/21	69	6	1080.11.52.100	10
Pg 13	8.0	11.0	24	88	6	1080.13.52.110	10
Pg 13	11.0	14.0	24	88	6	1080.13.52.140	10
Pg 16	8.0	11.0	24	88	6	1080.16.52.110	10
Pg 16	11.0	14.0	24	88	6	1080.16.52.140	10
Pg 21	13.0	16.0	30	104	7	1080.21.52.160	5
Pg 21	16.0	19.0	30	104	7	1080.21.52.190	5



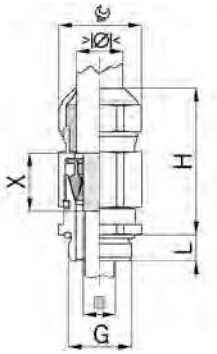
LONG ENTRY THREAD AVAILABLE ON REQUEST



CABLE GLANDS EMC SERIES 85 NICKEL-PLATED BRASS

WITH COLLET CHUCK

ENTRY THREAD METRIC



MATERIAL:	NICKEL-PLATED BRASS
SEAL:	TPE
O-RING:	NBR
STRAIN RELIEF:	ACCORDING TO EN 50262 VERSION A
TEMPERATURE RANGE:	-40°C / +100°C
PROTECTION CLASS:	IP 68 (UP TO 10 BAR)
PROTECTION TYPE ADDITION:	IP 69K
PROPERTIES:	FOR HIGH LEAKAGE CURRENTS, CONCENTRIC SHIELD CONTACT WITH MINIMAL TRANSFER RESISTANCES AND TRANSFER IMPEDANCES

PROGRESS MS EMC SERIES 85



TWO-PIECE SEALING INSERT / NOT OVERALL LENGTH INSULATED




G	>Ø< min mm	>Ø< max mm	>■< mm	Ø mm	H mm	L mm	X mm	PART. NO.	
M16x1.5	4.5	6.0	3.0-4.5	18	40	6	14	1000.17.85.045	25
M16x1.5	6.0	10.5	4.5-8.0	18	42	8	16	1000.17.85.080	25
M16x1.5	8.0	15.0	7.5-10.0	24	47	8	20	1000.17.85.100	25
M20x1.5	8.0	15.0	7.5-12.0	24	47	8	20	1000.20.85.120	25
M20x1.5	12.5	20.5	10.0-14.0	30	59	8	21	1000.20.85.140	20
M25x1.5	12.5	20.5	10.0-16.0	30	59	8	21	1000.25.85.160	20
M25x1.5	17.0	25.5	14.0-19.0	36	66	8	24	1000.25.85.190	25
M32x1.5	17.0	25.5	14.0-22.0	36	66	10	24	1000.32.85.220	25
M32x1.5	24.0	33.0	21.0-25.0	46	68	10	24	1000.32.85.250	5
M40x1.5	24.0	33.0	21.0-30.0	46	68	12	24	1000.40.85.300	5
M50x1.5	33.0	42.0	29.0-38.0	55	77	13	25	1000.50.85.380	5
M63x1.5	33.0	42.0	29.0-38.0	70/55	77	15	25	1000.63.85.380	5
M63x1.5	40.0	52.0	35.0-44.0	70	78	15	26	1000.63.85.440	1

IMPORTANT!

TO PROVIDE THE BEST POSSIBLE PROTECTION FOR THE CABLE SHIELD AND THE CABLE, IT IS NECESSARY TO INSTALL A COPPER EMC TAPE.

**THE COPPER TAPE MUST BE FIXED ACCORDING TO THE ILLUSTRATION!
(EXAMPLE: TAPE SCOTCH 3M TYP 1181)**

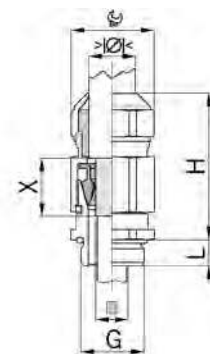


CABLE GLANDS EMC SERIES 85 NICKEL-PLATED BRASS

WITH COLLET CHUCK

ENTRY THREAD PG

MATERIAL:	NICKEL-PLATED BRASS
SEAL:	TPE
O-RING:	NBR
TEMPERATURE RANGE:	-40°C / +100°C
PROTECTION CLASS:	IP 68 (UP TO 10 BAR)
PROTECTION TYPE ADDITION:	IP 69K
PROPERTIES:	FOR HIGH LEAKAGE CURRENTS, CONCENTRIC SHIELD CONTACT WITH MINIMAL TRANSFER RESISTANCES AND TRANSFER IMPEDANCES



TWO-PIECE SEALING INSERT / NOT OVERALL LENGTH INSULATED

G	>Ø< min mm	>Ø< max mm	>■< mm	PG mm	H mm	L mm	X mm	PART. NO.	
Pg 11	6.0	10.5	4.5-8.0	21/18	42	8	16	1000.11.85.080	25
Pg 11	8.0	15.0	7.5-12.0	24	47	8	20	1000.11.85.120	25
Pg 16	8.0	15.0	7.5-12.0	24	47	8	20	1000.16.85.120	25
Pg 16	12.5	20.5	10.0-15.0	30	59	8	21	1000.16.85.150	25
Pg 21	12.5	20.5	10.0-16.0	30	59	8	21	1000.21.85.160	20
Pg 21	17.0	25.5	14.0-19.0	36	66	8	24	1000.21.85.190	25
Pg 29	17.0	25.5	14.0-22.0	38/36	66	10	24	1000.29.85.220	20
Pg 29	24.0	33.0	21.0-25.0	46	68	10	24	1000.29.85.250	5




IMPORTANT!

TO PROVIDE THE BEST POSSIBLE PROTECTION FOR THE CABLE SHIELD AND THE CABLE, IT IS NECESSARY TO INSTALL A COPPER EMC TAPE.

FURTHER DIMENSIONS UPON REQUEST

**THE COPPER TAPE MUST BE FIXED ACCORDING TO THE ILLUSTRATION!
(EXAMPLE: TAPE SCOTCH 3M TYP 1181)**

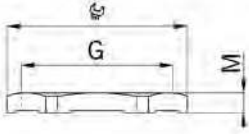




EMC CABLE GLANDS ACCESSORIES

ENTRY THREAD METRIC

EMC LOCK NUTS NICKEL-PLATED BRASS WITH CUTTER TEETH



MATERIAL: NICKEL-PLATED BRASS
 EXECUTION: EMC LOCK NUT BRASS WITH CUTTING TEETH FOR OPTIMISED SHIELD CONTACT
 TEMPERATURE RANGE: -60°C / +200°C



G		M mm	i info	PART. NO.	
M8x1.25	11	3.3	1	8008.85	25
M10x1.5	13	3.3	1	8010.85	25
M12x1.5	15	3.5	-	8012.85	25
M16x1.5	19	3.5	-	8017.85	25
M20x1.5	24	4.0	-	8020.85	25
M25x1.5	30	4.0	-	8025.85	10
M32x1.5	36	5.0	-	8032.85	10
M40x1.5	46	5.3	-	8040.85	10
M50x1.5	55	6.3	-	8050.85	10
M63x1.5	70	7.0	-	8063.85	10

1 = METRIC COARSE-PITCH THREAD

ENTRY THREAD PG



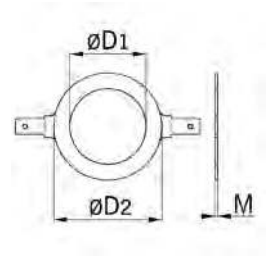
G		M mm	PART. NO.	
Pg 7	15	3.3	8007.85	25
Pg 9	18	3.3	8009.85	25
Pg 11	21	3.5	8011.85	25
Pg 13	24	3.5	8013.85	25
Pg 16	26	3.5	8016.85	25
Pg 21	32	4.0	8021.85	10
Pg 29	41	4.6	8029.85	10
Pg 36	50	5.8	8036.85	10
Pg 42	60	5.8	8042.85	10
Pg 48	64	6.5	8048.85	10

EMC CABLE GLANDS ACCESSORIES

SUITABLE FOR CABLE GLANDS PROGRESS®

GROUNDING STRAPS SUITABLE FOR CABLE GLANDS

MATERIAL: BRASS RAW
 TEMPERATURE RANGE: -60°C / +200°C
 APPLICATION: SOLDERABLE OR PLUGGABLE 6,3 X 1,0 MM



GROUNDING STRAPS SUITABLE FOR CABLE GLANDS / ENTRY THREAD METRIC

G	ØD1 mm	ØD2 mm	M mm	PART. NO.	
M12 / Pg 7	13.0	24	1	1007.80.10	100
M16	16.5	24	1	1017.80.10	100
M20	20.5	28	1	1020.80.10	100
M25	25.5	32	1	1025.80.10	100
M32	33.0	40	1	1032.80.10	100
M40	40.5	52	1	1040.80.10	100
M50	50.5	62	1	1050.80.10	50
M63	63.5	78	1	1063.80.10	50



GROUNDING STRAPS SUITABLE FOR CABLE GLANDS / ENTRY THREAD PG

G	ØD1 mm	ØD2 mm	M mm	PART. NO.	
M12 / Pg 7	13.0	24	1	1007.80.10	100
Pg 9	16.0	24	1	1009.80.10	100
Pg 11	19.0	28	1	1011.80.10	100
Pg 13	21.0	28	1	1013.80.10	100
Pg 16	23.0	32	1	1016.80.10	100
Pg 21	29.0	37	1	1021.80.10	100
Pg 29	38.0	52	1	1029.80.10	50
Pg 36	48.0	62	1	1036.80.10	50

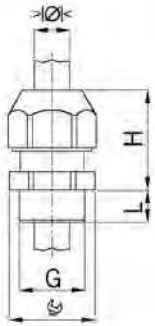




SYNTEC CABLE GLANDS SYNTEC®

WITH LAMELLAR TECHNOLOGY

SHORT ENTRY THREAD METRIC



MATERIAL: POLYAMIDE PA 6
 PROPERTIES: HALOGEN-FREE
 SEALING RING: TPE OR CR (NEOPRENE)
 TESTED ACC. TO: EN 50262
 TEMPERATURE RANGE: -30°C / +100°C
 PROTECTION CLASS: IP 68



SYNTEC

LIGHT GREY RAL 7035 / ONE-PIECE SEALING RING



G	>Ø< min mm	>Ø< max mm	H mm	L mm	PART. NO.	
M12x1.5	2.5	6.5	15	21	1555.12.06	100
M16x1.5	2.0	6.0	19	25	1555.17.06	50
M16x1.5	4.5	10.0	19	25	1555.17.10	50
M20x1.5	3.5	8.0	24	29	1555.20.08	50
M20x1.5	7.0	13.0	24	29	1555.20.13	50
M25x1.5	5.0	11.0	29	38	1555.25.11	25
M25x1.5	10.0	17.0	29	38	1555.25.17	25
M32x1.5	17.0	25.0	42	36	1555.32.25	20



SYNTEC

DARK GREY RAL 7001 / ONE-PIECE SEALING RING



G	>Ø< min mm	>Ø< max mm	H mm	L mm	PART. NO.	
M12x1.5	2.5	6.5	15	21	1556.12.06	100
M16x1.5	2.0	6.0	19	25	1556.17.06	50
M16x1.5	4.5	10.0	19	25	1556.17.10	50
M20x1.5	3.5	8.0	24	29	1556.20.08	50
M20x1.5	7.0	13.0	24	29	1556.20.13	50
M25x1.5	5.0	11.0	29	38	1556.25.11	25
M25x1.5	10.0	17.0	29	38	1556.25.17	25
M32x1.5	17.0	25.0	42	36	1556.32.25	20



SYNTEC

BLACK RAL 9005 / ONE-PIECE SEALING RING



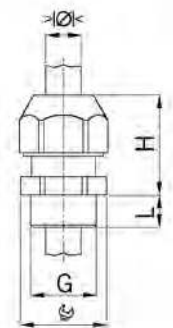
G	>Ø< min mm	>Ø< max mm	H mm	L mm	PART. NO.	
M12x1.5	2.5	6.5	15	21	1545.12.06	100
M16x1.5	2.0	6.0	19	25	1545.17.06	50
M16x1.5	4.5	10.0	19	25	1545.17.10	50
M20x1.5	3.5	8.0	24	29	1545.20.08	50
M20x1.5	7.0	13.0	24	29	1545.20.13	50
M25x1.5	5.0	11.0	29	38	1545.25.11	25
M25x1.5	10.0	17.0	29	38	1545.25.17	25
M32x1.5	17.0	25.0	42	36	1545.32.25	20

SYNTEC®

WITH LAMELLAR TECHNOLOGY

LONG ENTRY THREAD METRIC

MATERIAL: POLYAMIDE PA 6
 PROPERTIES: HALOGEN-FREE
 SEALING RING: TPE OR CR (NEOPRENE)
 TESTED ACC. TO: EN 50262
 TEMPERATURE RANGE: -30°C / +100°C
 PROTECTION CLASS: IP 68



SYNTEC



LIGHT GREY RAL 7035 / ONE-PIECE SEALING RING

G	>Ø< min mm	>Ø< max mm	 mm	H mm	L mm	PART. NO.	
M12x1.5	2.5	6.5	15	21	12	1555.12.1.06	100
M16x1.5	2.0	6.0	19	25	15	1555.17.1.06	50
M16x1.5	4.5	10.0	19	25	15	1555.17.1.10	50
M20x1.5	3.5	8.0	24	29	15	1555.20.1.08	50
M20x1.5	7.0	13.0	24	29	15	1555.20.1.13	50
M25x1.5	5.0	11.0	29	38	15	1555.25.1.11	25
M25x1.5	10.0	17.0	29	38	15	1555.25.1.17	25
M32x1.5	17.0	25.0	42	36	15	1555.32.1.25	20
M40x1.5	22.0	33.0	53	48	15	1555.40.1.33	10
M50x1.5	28.0	38.0	60	48	15	1555.50.1.38	5
M63x1.5	32.0	44.0	65	49	16	1555.63.1.44	5



SYNTEC



DARK GREY RAL 7001 / ONE-PIECE SEALING RING

G	>Ø< min mm	>Ø< max mm	 mm	H mm	L mm	PART. NO.	
M12x1.5	2.5	6.5	15	21	12	1556.12.1.06	100
M16x1.5	2.0	6.0	19	25	15	1556.17.1.06	50
M16x1.5	4.5	10.0	19	25	15	1556.17.1.10	50
M20x1.5	3.5	8.0	24	29	15	1556.20.1.08	50
M20x1.5	7.0	13.0	24	29	15	1556.20.1.13	50
M25x1.5	5.0	11.0	29	38	15	1556.25.1.11	25
M25x1.5	10.0	17.0	29	38	15	1556.25.1.17	25
M32x1.5	17.0	25.0	42	36	15	1556.32.1.25	20
M40x1.5	22.0	33.0	53	48	15	1556.40.1.33	10
M50x1.5	28.0	38.0	60	48	15	1556.50.1.38	5
M63x1.5	32.0	44.0	65	49	16	1556.63.1.44	5

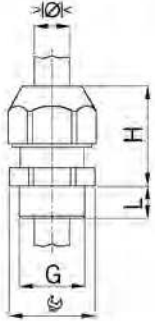




SYNTEC®

WITH LAMELLAR TECHNOLOGY

LONG ENTRY THREAD METRIC



MATERIAL: POLYAMIDE PA 6
 PROPERTIES: HALOGEN-FREE
 SEALING RING: TPE OR CR (NEOPRENE)
 TESTED ACC. TO: EN 50262
 TEMPERATURE RANGE: -30°C / +100°C
 PROTECTION CLASS: IP 68



SYNTEC

BLACK RAL 9005 / ONE-PIECE SEALING RING



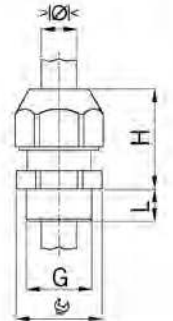
G	>Ø< min mm	>Ø< max mm	Ø mm	H mm	L mm	PART. NO.	
M12x1.5	2.5	6.5	15	21	12	1545.12.1.06	100
M16x1.5	2.0	6.0	19	25	15	1545.17.1.06	50
M16x1.5	4.5	10.0	19	25	15	1545.17.1.10	50
M20x1.5	3.5	8.0	24	29	15	1545.20.1.08	50
M20x1.5	7.0	13.0	24	29	15	1545.20.1.13	50
M25x1.5	5.0	11.0	29	38	15	1545.25.1.11	25
M25x1.5	10.0	17.0	29	38	15	1545.25.1.17	25
M32x1.5	17.0	25.0	42	36	15	1545.32.1.25	20
M40x1.5	22.0	33.0	53	48	15	1545.40.1.33	10
M50x1.5	28.0	38.0	60	48	15	1545.50.1.38	5
M63x1.5	32.0	44.0	65	49	16	1545.63.1.44	5

SYNTEC®

WITH LAMELLAR TECHNOLOGY

ENTRY THREAD PG

MATERIAL: POLYAMIDE PA 6
 PROPERTIES: HALOGEN-FREE
 SEALING RING: CR (NEOPRENE)
 TEMPERATURE RANGE: -30°C / +100°C
 PROTECTION CLASS: IP 68



SYNTEC



LIGHT GREY RAL 7035 / ONE-PIECE SEALING RING

G	>Ø< min mm	>Ø< max mm	 mm	H mm	L mm	PART. NO.	
Pg 7	2.5	6.5	15	21	8	1555.07.06	100
Pg 9	3.0	8.0	19	23	8	1555.09.08	50
Pg 11	2.0	7.0	22	25	8	1555.11.07	50
Pg 11	4.0	10.0	22	25	8	1555.11.10	50
Pg 13	3.0	7.0	24	26	9	1555.13.07	50
Pg 13	5.5	12.0	24	26	9	1555.13.12	50
Pg 16	5.0	11.0	27	30	10	1555.16.11	50
Pg 16	8.5	14.0	27	30	10	1555.16.14	50
Pg 21	6.5	14.0	33	35	11	1555.21.14	25
Pg 21	11.0	18.0	33	35	11	1555.21.18	25
Pg 29	17.0	25.0	42	36	11	1555.29.25	20
Pg 36	22.0	33.0	53	48	15	1555.36.33	10
Pg 42	28.0	38.0	60	48	15	1555.42.38	5
Pg 48	32.0	44.0	65	48	15	1555.48.44	5



SYNTEC



DARK GREY RAL 7001 / ONE-PIECE SEALING RING

G	>Ø< min mm	>Ø< max mm	 mm	H mm	L mm	PART. NO.	
Pg 7	2.5	6.5	15	21	8	1556.07.06	100
Pg 9	3.0	8.0	19	23	8	1556.09.08	50
Pg 11	2.0	7.0	22	25	8	1556.11.07	50
Pg 11	4.0	10.0	22	25	8	1556.11.10	50
Pg 13	3.0	7.0	24	26	9	1556.13.07	50
Pg 13	5.5	12.0	24	26	9	1556.13.12	50
Pg 16	5.0	11.0	27	30	10	1556.16.11	50
Pg 16	8.5	14.0	27	30	10	1556.16.14	50
Pg 21	6.5	14.0	33	35	11	1556.21.14	25
Pg 21	11.0	18.0	33	35	11	1556.21.18	25
Pg 29	17.0	25.0	42	36	11	1556.29.25	20
Pg 36	22.0	33.0	53	48	15	1556.36.33	10
Pg 42	28.0	38.0	60	48	15	1556.42.38	5
Pg 48	32.0	44.0	65	48	15	1556.48.44	5

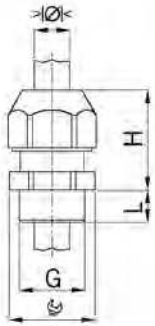




SYNTHETIC CABLE GLANDS SYNTEC®

WITH LAMELLAR TECHNOLOGY

ENTRY THREAD PG




MATERIAL: POLYAMIDE PA 6
 PROPERTIES: HALOGEN-FREE
 SEALING RING: CR (NEOPRENE)
 TEMPERATURE RANGE: -30°C / +100°C
 PROTECTION CLASS: IP 68

SYNTEC

BLACK RAL 9005 / ONE-PIECE SEALING RING



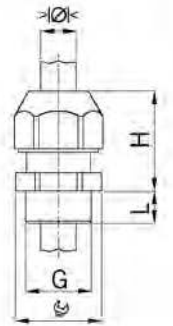
G	>Ø< min mm	>Ø< max mm	Ø mm	H mm	L mm	PART. NO.	
Pg 7	2.5	6.5	15	21	8	1545.07.06	100
Pg 9	3.0	8.0	19	23	8	1545.09.08	50
Pg 11	2.0	7.0	22	25	8	1545.11.07	50
Pg 11	4.0	10.0	22	25	8	1545.11.10	50
Pg 13	3.0	7.0	24	26	9	1545.13.07	50
Pg 13	5.5	12.0	24	26	9	1545.13.12	50
Pg 16	5.0	11.0	27	30	10	1545.16.11	50
Pg 16	8.5	14.0	27	30	10	1545.16.14	50
Pg 21	6.5	14.0	33	35	11	1545.21.14	25
Pg 21	11.0	18.0	33	35	11	1545.21.18	25
Pg 29	17.0	25.0	42	36	11	1545.29.25	20
Pg 36	22.0	33.0	53	48	15	1545.36.33	10
Pg 42	28.0	38.0	60	48	15	1545.42.38	5
Pg 48	32.0	44.0	65	48	15	1545.48.44	5

SYNTHETIC CABLE GLANDS SYNTEC®

WITH LAMELLAR TECHNOLOGY

ENTRY THREAD NPT

MATERIAL:	POLYAMIDE PA 6
PROPERTIES:	HALOGEN-FREE
SEALING RING:	CR (NEOPRENE)
TEMPERATURE RANGE:	-30°C / +100°C
PROTECTION CLASS:	IP 54
PROTECTION TYPE ADDITION:	IP 68, IF THE ENTRY THREAD IS SEALED



SYNTEC



LIGHT GREY RAL 7035 / ONE-PIECE SEALING RING

G	>Ø< min mm	>Ø< max mm	 mm	H mm	L mm	PART. NO.	
NPT 3/8"	3.0	8.0	19/22	23	15	1555.N0375.08	50
NPT 1/2"	3.0	7.0	24	26	15	1555.N0500.07	50
NPT 1/2"	5.5	12.0	24	26	15	1555.N0500.12	50
NPT 3/4"	6.5	14.0	33	35	15	1555.N0750.14	25
NPT 3/4"	11.0	18.0	33	35	15	1555.N0750.18	25
NPT 1"	17.0	22.0	42	36	15	1555.N1000.22	20



SYNTEC



DARK GREY RAL 7001 / ONE-PIECE SEALING RING

G	>Ø< min mm	>Ø< max mm	 mm	H mm	L mm	PART. NO.	
NPT 3/8"	3.0	8.0	19/22	23	15	1556.N0375.08	50
NPT 1/2"	3.0	7.0	24	26	15	1556.N0500.07	50
NPT 1/2"	5.5	12.0	24	26	15	1556.N0500.12	50
NPT 3/4"	6.5	14.0	33	35	15	1556.N0750.14	25
NPT 3/4"	11.0	18.0	33	35	15	1556.N0750.18	25
NPT 1"	17.0	22.0	42	36	15	1556.N1000.22	20



SYNTEC



BLACK RAL 9005 / ONE-PIECE SEALING RING

G	>Ø< min mm	>Ø< max mm	 mm	H mm	L mm	PART. NO.	
NPT 3/8"	3.0	8.0	19/22	23	15	1545.N0375.08	50
NPT 1/2"	3.0	7.0	24	26	15	1545.N0500.07	50
NPT 1/2"	5.5	12.0	24	26	15	1545.N0500.12	50
NPT 3/4"	6.5	14.0	33	35	15	1545.N0750.14	25
NPT 3/4"	11.0	18.0	33	35	15	1545.N0750.18	25
NPT 1"	17.0	22.0	42	36	15	1545.N1000.22	20

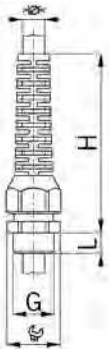




SYNTEC®

WITH LAMELLAR TECHNOLOGY & ANTIKINK NOZZLE

SHORT ENTRY THREAD METRIC



MATERIAL: POLYAMIDE PA 6
 PROPERTIES: HALOGEN-FREE
 SEALING RING: CR (NEOPRENE)
 TESTED ACC. TO: EN 50262
 TEMPERATURE RANGE: -30°C / +100°C
 PROTECTION CLASS: IP 68



SYNTEC

LIGHT GREY RAL 7035 / ONE-PIECE SEALING RING

G	>Ø< min mm	>Ø< max mm	Ø mm	H mm	L mm	PART. NO.	
M12x1.5	2.5	6.5	15	54	6	1576.12.06	50
M16x1.5	4.0	8.0	19	64	6	1576.17.08	50
M20x1.5	3.0	7.0	24	88	8	1576.20.07	50
M20x1.5	5.5	12.0	24	88	8	1576.20.12	50



SYNTEC

DARK GREY RAL 7001 / ONE-PIECE SEALING RING

G	>Ø< min mm	>Ø< max mm	Ø mm	H mm	L mm	PART. NO.	
M12x1.5	2.5	6.5	15	54	6	1577.12.06	50
M16x1.5	4.0	8.0	19	64	6	1577.17.08	50
M20x1.5	3.0	7.0	24	88	8	1577.20.07	50
M20x1.5	5.5	12.0	24	88	8	1577.20.12	50



SYNTEC

BLACK RAL 9005 / ONE-PIECE SEALING RING

G	>Ø< min mm	>Ø< max mm	Ø mm	H mm	L mm	PART. NO.	
M12x1.5	2.5	6.5	15	54	6	1546.12.06	50
M16x1.5	4.0	8.0	19	64	6	1546.17.08	50
M20x1.5	3.0	8.0	24	88	8	1546.20.07	50
M20x1.5	5.5	12.0	24	88	8	1546.20.12	50

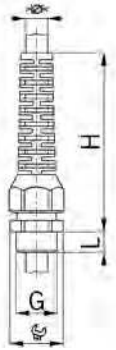


SYNTEC®

WITH LAMELLAR TECHNOLOGY & ANTIKINK NOZZLE

LONG ENTRY THREAD METRIC

MATERIAL: POLYAMIDE PA 6
 PROPERTIES: HALOGEN-FREE
 SEALING RING: CR (NEOPRENE)
 TESTED ACC. TO: EN 50262
 TEMPERATURE RANGE: -30°C / +100°C
 PROTECTION CLASS: IP 68



SYNTEC



LIGHT GREY RAL 7035 / ONE-PIECE SEALING RING

G	>Ø< min mm	>Ø< max mm	Ø mm	H mm	L mm	PART. NO.	
M12x1.5	2.5	6.5	15	54	12	1576.12.1.06	50
M16x1.5	4.0	8.0	19	64	12	1576.17.1.08	50
M20x1.5	3.0	7.0	24	88	13	1576.20.1.07	50
M20x1.5	5.5	12.0	24	88	13	1576.20.1.12	50



SYNTEC



DARK GREY RAL 7001 / ONE-PIECE SEALING RING

G	>Ø< min mm	>Ø< max mm	Ø mm	H mm	L mm	PART. NO.	
M12x1.5	2.5	6.5	15	54	12	1577.12.1.06	50
M16x1.5	4.0	8.0	19	64	12	1577.17.1.08	50
M20x1.5	3.0	7.0	24	88	13	1577.20.1.07	50
M20x1.5	5.5	12.0	24	88	13	1577.20.1.12	50



SYNTEC



BLACK RAL 9005 / ONE-PIECE SEALING RING

G	>Ø< min mm	>Ø< max mm	Ø mm	H mm	L mm	PART. NO.	
M12x1.5	2.5	6.5	15	54	12	1546.12.1.06	50
M16x1.5	4.0	8.0	19	64	12	1546.17.1.08	50
M20x1.5	3.0	7.0	24	88	13	1546.20.1.07	50
M20x1.5	5.5	12.0	24	88	13	1546.20.1.12	50

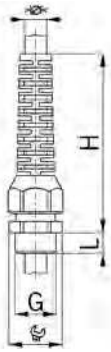




SYNTEC®

WITH LAMELLAR TECHNOLOGY & ANTIKINK NOZZLE

ENTRY THREAD PG



MATERIAL: POLYAMIDE PA 6
 PROPERTIES: HALOGEN-FREE
 SEALING RING: CR (NEOPRENE)
 TEMPERATURE RANGE: -30°C / +100°C
 PROTECTION CLASS: IP 68

SYNTEC

LIGHT GREY RAL 7035 / ONE-PIECE SEALING RING



G	>Ø< min mm	>Ø< max mm	Ø mm	H mm	L mm	PART. NO.	
Pg 7	2.5	6.5	15	54	8	1576.07.06	50
Pg 9	3.0	8.0	19	64	8	1576.09.08	50
Pg 11	2.0	7.0	22	77	8	1576.11.07	50
Pg 11	4.0	10.0	22	77	8	1576.11.10	50
Pg 13	3.0	7.0	24	88	9	1576.13.07	50
Pg 13	5.5	12.0	24	88	9	1576.13.12	50
Pg 16	5.0	11.0	27	102	10	1576.16.11	50
Pg 16	8.5	14.0	27	102	10	1576.16.14	50



SYNTEC

DARK GREY RAL 7001 / ONE-PIECE SEALING RING



G	>Ø< min mm	>Ø< max mm	Ø mm	H mm	L mm	PART. NO.	
Pg 7	2.5	6.5	15	54	8	1577.07.06	50
Pg 9	3.0	8.0	19	64	8	1577.09.08	50
Pg 11	2.0	7.0	22	77	8	1577.11.07	50
Pg 11	4.0	10.0	22	77	8	1577.11.10	50
Pg 13	3.0	7.0	24	88	9	1577.13.07	50
Pg 13	5.5	12.0	24	88	9	1577.13.12	50
Pg 16	5.0	11.0	27	102	10	1577.16.11	50
Pg 16	8.5	14.0	27	102	10	1577.16.14	50



SYNTEC

BLACK RAL 9005 / ONE-PIECE SEALING RING



G	>Ø< min mm	>Ø< max mm	Ø mm	H mm	L mm	PART. NO.	
Pg 7	2.5	6.5	15	54	8	1546.07.06	50
Pg 9	3.0	8.0	19	64	8	1546.09.08	50
Pg 11	2.0	7.0	22	77	8	1546.11.07	50
Pg 11	4.0	10.0	22	77	8	1546.11.10	50
Pg 13	3.0	7.0	24	88	9	1546.13.07	50
Pg 13	5.5	12.0	24	88	9	1546.13.12	50
Pg 16	5.0	11.0	27	102	10	1546.16.11	50
Pg 16	8.5	14.0	27	102	10	1546.16.14	50

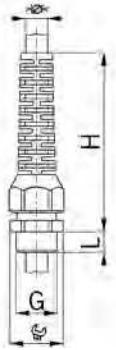


SYNTEC®

WITH LAMELLAR TECHNOLOGY & ANTIKINK NOZZLE

ENTRY THREAD NPT

MATERIAL:	POLYAMIDE PA 6
PROPERTIES:	HALOGEN-FREE
SEALING RING:	CR (NEOPRENE)
TEMPERATURE RANGE:	-30°C / +100°C
PROTECTION CLASS:	IP 54
PROTECTION TYPE ADDITION:	IP 68, IF THE ENTRY THREAD IS SEALED



SYNTEC



LIGHT GREY RAL 7035 / ONE-PIECE SEALING RING

G	>Ø< min mm	>Ø< max mm	Ø mm	H mm	L mm	PART. NO.	
NPT 3/8"	3.0	8.0	19/22	64	15	1576.N0375.08	50
NPT 1/2"	3.0	7.0	24	88	15	1576.N0500.07	50
NPT 1/2"	5.5	12.0	24	88	15	1576.N0500.12	50



SYNTEC



DARK GREY RAL 7001 / ONE-PIECE SEALING RING

G	>Ø< min mm	>Ø< max mm	Ø mm	H mm	L mm	PART. NO.	
NPT 3/8"	3.0	8.0	19/22	64	15	1577.N0375.08	50
NPT 1/2"	3.0	7.0	24	88	15	1577.N0500.07	50
NPT 1/2"	5.5	12.0	24	88	15	1577.N0500.12	50



SYNTEC



BLACK RAL 9005 / ONE-PIECE SEALING RING

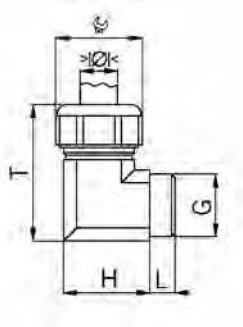
G	>Ø< min mm	>Ø< max mm	Ø mm	H mm	L mm	PART. NO.	
NPT 3/8"	3.0	8.0	19/22	64	15	1546.N0375.08	50
NPT 1/2"	3.0	7.0	24	88	15	1546.N0500.07	50
NPT 1/2"	5.5	12.0	24	88	15	1546.N0500.12	50





SYNTHETIC CABLE GLANDS ELBOW 90°

ENTRY THREAD METRIC



MATERIAL: POLYAMIDE PA 6
 SEAL: PVC / TPE
 TEMPERATURE RANGE: -20°C / +100°C
 PROTECTION CLASS: IP 68



LIGHT GREY RAL 7035 / ONE-PIECE SEALING INSERT

G	$\begin{matrix} > \varnothing < \\ \text{min mm} \end{matrix}$	$\begin{matrix} > \varnothing < \\ \text{max mm} \end{matrix}$	$\begin{matrix} \text{mm} \\ \text{mm} \end{matrix}$	H mm	T mm	L mm	PART. NO.	
M16x1.5	6.5	9.5	19	22	38	8	5215.17.95	25
M20x1.5	7.0	10.5	24	28	46	9	5215.20.105	25
M20x1.5	9.0	13.0	24	28	46	9	5215.20.13	25
M25x1.5	11.5	15.5	27	32	52	10	5215.25.155	25




BLACK RAL 9005 / ONE-PIECE SEALING INSERT

G	$\begin{matrix} > \varnothing < \\ \text{min mm} \end{matrix}$	$\begin{matrix} > \varnothing < \\ \text{max mm} \end{matrix}$	$\begin{matrix} \text{mm} \\ \text{mm} \end{matrix}$	H mm	T mm	L mm	PART. NO.	
M16x1.5	6.5	9.5	19	22	38	8	5215.17.40.95	25
M20x1.5	7.0	10.5	24	28	46	9	5215.20.40.105	25
M20x1.5	9.0	13.0	24	28	46	9	5215.20.40.13	25
M25x1.5	11.5	15.5	27	32	52	10	5215.25.40.155	25

ENTRY THREAD PG



LIGHT GREY RAL 7035 / ONE-PIECE SEALING INSERT


G	$\begin{matrix} > \varnothing < \\ \text{min mm} \end{matrix}$	$\begin{matrix} > \varnothing < \\ \text{max mm} \end{matrix}$	$\begin{matrix} \text{mm} \\ \text{mm} \end{matrix}$	H mm	T mm	L mm	PART. NO.	
Pg 9	4.5	6.5	19	22	38	8	5215.09.65	25
Pg 9	6.5	9.5	19	22	38	8	5215.09.95	25
Pg 11	7.0	10.5	22	25	42	9	5215.11.105	25
Pg 11	4.0	6.5	22	25	42	9	5215.11.65	25
Pg 11	6.5	9.5	22	25	42	9	5215.11.95	25
Pg 13	7.0	10.5	24	28	46	9	5215.13.105	25
Pg 13	9.0	13.0	24	28	46	9	5215.13.13	25
Pg 13	6.5	9.5	24	32	46	9	5215.13.95	25
Pg 16	7.0	10.5	27	32	52	10	5215.16.105	25
Pg 16	9.0	13.0	27	32	52	10	5215.16.13	25
Pg 16	11.5	15.5	27	32	52	10	5215.16.155	25
Pg 16	6.5	9.5	27	32	52	10	5215.16.95	25

SYNTHETIC FLANGED ELBOW 90°

ENTRY THREAD METRIC


MATERIAL: POLYAMIDE
 SEAL: NBR
 TEMPERATURE RANGE: -40°C / +110°C
 PROTECTION CLASS: IP 65
 PROPERTIES: THE FLANGED ELBOW CAN BE OPENED TO INSERT THE CABLES AND THEREFORE PERMITS AN EFFORTLESS INSTALLATION

GREY

G	A mm	B mm	C mm	D mm	E mm	F mm	H mm	PART. NO.	
M16x1.5	49	47	35	22	27	29	37	5500.20.17	10
M20x1.5	49	47	35	22	27	29	37	5500.20.20	10
M25x1.5	69	65	44	30	31	42	52	5500.20.25	10
M32x1.5	90	78	55	40	65	65	65	5500.20.32	10
M40x1.5	100	94	66	48	68	80	80	5500.20.40	5
M50x1.5	116	101	76	63	85	88	88	5500.20.50	5




BLACK


G	A mm	B mm	C mm	D mm	E mm	F mm	H mm	PART. NO.	
M16x1.5	49	47	35	22	27	29	37	5500.40.17	10
M20x1.5	49	47	35	22	27	29	37	5500.40.20	10
M25x1.5	69	65	44	30	31	42	52	5500.40.25	10
M32x1.5	90	78	55	40	65	65	65	5500.40.32	10
M40x1.5	100	94	66	48	68	80	80	5500.40.40	5
M50x1.5	116	101	76	63	85	88	88	5500.40.50	5




ENTRY THREAD PG

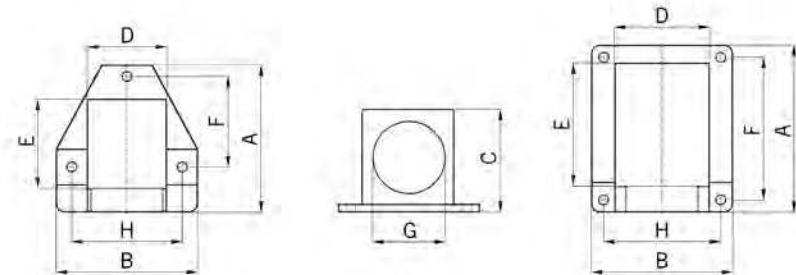
GREY

G	A mm	B mm	C mm	D mm	E mm	F mm	H mm	PART. NO.	
Pg 11	49	47	35	22	27	29	37	5520.11	10
Pg 16	49	47	35	22	27	29	37	5520.16	10
Pg 21	69	65	44	30	31	42	52	5520.21	10
Pg 29	90	78	55	40	65	65	65	5520.29	10
Pg 36	100	94	66	48	68	80	80	5520.36	5
Pg 48	116	101	76	63	85	88	88	5520.48.48	5



BLACK

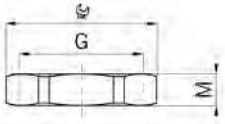
G	A mm	B mm	C mm	D mm	E mm	F mm	H mm	PART. NO.	
Pg 11	49	47	35	22	27	29	37	5540.11	10
Pg 16	49	47	35	22	27	29	37	5540.16	10
Pg 21	69	65	44	30	31	42	52	5540.21	10
Pg 29	90	78	55	40	65	65	65	5540.29	10
Pg 36	100	94	66	48	68	80	80	5540.36	5
Pg 48	116	101	76	63	85	88	88	5540.48.48	5





LOCK NUT NICKEL-PLATED BRASS



ENTRY THREAD METRIC



MATERIAL: NICKEL-PLATED BRASS
 EXECUTION: HEXAGONAL DESIGN
 TEMPERATURE RANGE: -40°C / +200°C



METRIC THREAD

G	 mm	M mm	i info	PART. NO.	
M6x0.75	9	2.8	-	8000.06.1	50
M6x1.0	9	2.8	1	8000.06	50
M8x1.0	11	2.8	-	8000.08.1	50
M8x1.25	11	2.8	1	8000.08	50
M10x1.0	13	2.8	-	8000.10.1	50
M10x1.5	13	2.8	1	8000.10	50
M12x1.5	15	3.0	-	8000.12	100
M16x1.5	19	3.0	-	8000.17	100
M20x1.5	24	3.5	-	8000.20	100
M25x1.5	30	4.0	-	8000.25	50
M32x1.5	36	4.0	-	8000.32	25
M40x1.5	46	5.0	-	8000.40	25
M50x1.5	55	5.5	-	8000.50	10
M63x1.5	70	6.0	-	8000.63	10
M75x1.5	80	6.0	-	8000.75	10
M80x2.0	95	8	-	8000.080	5
M85x2.0	95	8.0	-	8000.085	5
M95x2.0	110	9.0	-	8000.095	5
M100x3.0	115	9.0	-	8000.100	1
M105x3.0	120	9.0	-	8000.105	1
M115x3.0	125	10.0	-	8000.115	1

1 = METRIC COARSE-PITCH THREAD

ENTRY THREAD PG



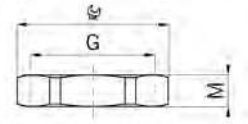
PG THREAD

G	 mm	M mm	PART. NO.	
Pg 7	15	3.0	8007	50
Pg 9	18	3.0	8009	50
Pg 11	21	3.0	8011	50
Pg 13	23	3.0	8013	50
Pg 16	26	3.0	8016	50
Pg 21	32	3.5	8021	25
Pg 29	41	4.0	8029	10
Pg 36	51	5.0	8036	10
Pg 42	60	5.0	8042	10
Pg 48	64	5.5	8048.48	10

LOCK NUT NICKEL-PLATED BRASS

GAS-PIPE THREAD METRIC

MATERIAL: NICKEL-PLATED BRASS
 EXECUTION: HEXAGONAL DESIGN
 TEMPERATURE RANGE: -40°C / +200°C



GAS-PIPE THREAD

G	 mm	M	i	PART. NO.	
		mm	info		
G 3/8"	19	3.0	-	803/8G	10
G 1/2"	24	3.0	-	801/2G	10
G 3/8"	26	3.0	-	805/8G	10
G 3/4"	30	3.5	-	803/4G	10
G 1"	38	4.5	-	801G	10
G 1 1/2"	51	5.0	-	8011/2G	10
G 1 1/4"	46	5.0	-	8011/4G	10
G 2"	64	5.5	-	8048	10
G 2 1/2"	Ø90	12.0	1	8050	50
G 3"	Ø105	12.0	1	8051	50



1 = ROUND FORM, ZINC COATED STEEL

ENTRY THREAD METRIC

THICK-WALLED VERSION

G	 mm	M	PART. NO.	
		mm		
M12x1.5	15	5.0	8300.12	50
M16x1.5	19	5.0	8300.17	50
M20x1.5	24	5.5	8300.20	50
M25x1.5	30	5.5	8300.25	50
M32x1.5	36	6.0	8300.32	50
M40x1.5	46	7.0	8300.40	50



ENTRY THREAD PG

THICK-WALLED VERSION

G	 mm	M	PART. NO.	
		mm		
Pg 7	15	5.0	8300.07	50
Pg 9	18	5.0	8300.09	50
Pg 11	21	5.0	8300.11	50
Pg 13	24	5.5	8300.13	50
Pg 16	26	5.5	8300.16	50
Pg 21	32	6.0	8300.21	50
Pg 29	41	7.0	8300.29	50

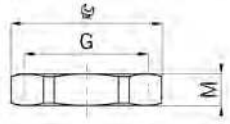




LOCK NUT NICKEL-PLATED BRASS

WITH RECESS FOR O-RING

ENTRY THREAD METRIC



MATERIAL: NICKEL-PLATED BRASS
 EXECUTION: HEXAGONAL DESIGN
 O-RING: TO BE ORDERED SEPARATELY
 TEMPERATURE RANGE: -40°C / +200°C



THICK-WALLED VERSION WITHOUT O-RING

G	$\frac{G}{mm}$	M	$\frac{M}{mm}$	O-ring	PART. NO.	
M12x1.5	15	5.0	1007.00.08		8300.12.1	50
M16x1.5	19	5.0	1016.00.15.08		8300.17.1	50
M20x1.5	24	5.5	1016.00.08		8300.20.1	50
M25x1.5	30	5.5	1013.00.22.08		8300.25.1	50
M32x1.5	36	6.0	1021.00.30.08		8300.32.1	50
M40x1.5	46	7.0	1029.00.39.08		8300.40.1	50
M50x1.5	55	7.5	1036.00.49.08		8300.50.1	10
M63x1.5	70	8.0	1048.00.62.08		8300.63.1	10

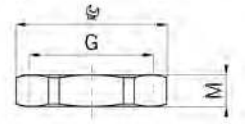
STAINLESS STEEL LOCK NUTS

STAINLESS STEEL A2

MATERIAL: CRNI STAINLESS STEEL A2
(DIN EN 1.4305 / AISI 303)

EXECUTION: HEXAGONAL DESIGN

TEMPERATURE RANGE: -40°C / +300°C



METRIC THREAD

G	 mm	M mm	i info	PART. NO.	
M8x1.25	11	2.8	1	8008.96	50
M10x1.5	13	2.8	1	8010.96	50
M12x1.5	17	3.0	-	8012.96	50
M16x1.5	19	3.0	-	8017.96	50
M20x1.5	24	3.5	-	8020.96	50
M25x1.5	30	3.5	-	8025.96	25
M32x1.5	36	4.5	-	8032.96	25
M40x1.5	46	4.5	-	8040.96	10
M50x1.5	55	5.5	-	8050.96	10
M63x1.5	70	6.0	-	8063.96	5



1 = METRIC COARSE-PITCH THREAD

PG THREAD

G	 mm	M mm		PART. NO.	
Pg 7	17	3.5		8007.96	50
Pg 9	19	3.5		8009.96	50
Pg 11	22	3.5		8011.96	50
Pg 13	24	4.0		8013.96	50
Pg 16	27	4.0		8016.96	50
Pg 21	32	4.5		8021.96	25
Pg 29	41	5.5		8029.96	10
Pg 36	51	6.0		8036.96	10

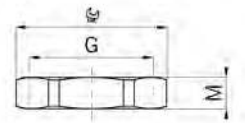


STAINLESS STEEL AND ACID RESISTANT A4

MATERIAL: STAINLESS AND ACID RESISTANT STEEL A4 CRNIMO
(DIN EN 1.4435 / AISI 316L)

EXECUTION: HEXAGONAL DESIGN

TEMPERATURE RANGE: -40°C / +300°C



METRIC THREAD

G	 mm	M mm	i info	PART. NO.	
M8x1.25	11	2.8	1	8008.98	50
M10x1.5	13	2.8	1	8010.98	50
M12x1.5	17	3.0	-	8012.98	50
M16x1.5	19	3.0	-	8017.98	50
M20x1.5	24	3.5	-	8020.98	50
M25x1.5	30	3.5	-	8025.98	25
M32x1.5	36	4.5	-	8032.98	25
M40x1.5	46	4.5	-	8040.98	10
M50x1.5	55	5.5	-	8050.98	10
M63x1.5	70	6.0	-	8063.98	5

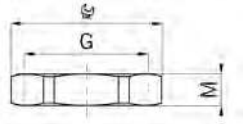


1 = METRIC COARSE-PITCH THREAD



SYNTHETIC LOCK NUTS

ENTRY THREAD METRIC



MATERIAL: POLYAMIDE GLASS FIBER REINFORCED
 EXECUTION: HEXAGONAL DESIGN
 TEMPERATURE RANGE: -40°C / +100°C



LIGHT GREY RAL 7035

G	 mm	M		PART. NO.	
	mm	mm			
M12x1.5	17	5.5		8212	100
M16x1.5	22	5.5		8217	100
M20x1.5	26	6.5		8220	100
M25x1.5	32	7.0		8225	100
M32x1.5	41	7.0		8232	100
M40x1.5	50	7.0		8240	50
M50x1.5	60	8.5		8250	10



BLACK RAL 9005

G	 mm	M		PART. NO.	
	mm	mm			
M12x1.5	17	5.5		8212.40	100
M16x1.5	22	5.5		8217.40	100
M20x1.5	26	6.5		8220.40	100
M25x1.5	32	7.0		8225.40	100
M32x1.5	41	7.0		8232.40	100
M40x1.5	50	7.0		8240.40	50
M50x1.5	60	8.5		8250.40	10

ENTRY THREAD PG



LIGHT GREY RAL 7035

G	 mm	M		PART. NO.	
	mm	mm			
Pg 7	19	5.0		8207	100
Pg 9	22	6.0		8209	100
Pg 11	24	6.0		8211	100
Pg 13	27	6.0		8213	100
Pg 16	30	6.0		8216	100
Pg 21	36	7.0		8221	100
Pg 29	46	7.0		8229	50
Pg 36	60	8.0		8236	25
Pg 42	65	8.0		8242	25
Pg 48	70	8.0		8248.48	25



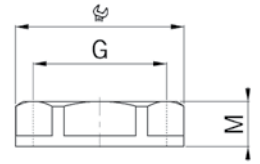
BLACK RAL 9005

G	 mm	M		PART. NO.	
	mm	mm			
Pg 7	19	5.0		8207.40	100
Pg 9	22	6.0		8209.40	100
Pg 11	24	6.0		8211.40	100
Pg 13	27	6.0		8213.40	100
Pg 16	30	6.0		8216.40	100
Pg 21	36	7.0		8221.40	100
Pg 29	46	7.0		8229.40	50
Pg 36	60	8.0		8236.40	25
Pg 42	65	8.0		8242.40	25
Pg 48	70	8.0		8248.48.40	25

SYNTHETIC LOCK NUTS WITH FLANGE

ENTRY THREAD METRIC

MATERIAL: POLYAMIDE PA 6
 EXECUTION: HEXAGONAL DESIGN WITH FLANGE
 TEMPERATURE RANGE: -30°C / +100°C



LIGHT GREY RAL 7035

G		M mm	PART. NO.	
M12x1.5	17	5.0	8255.12	100
M16x1.5	22	5.0	8255.17	100
M20x1.5	27	6.0	8255.20	100
M25x1.5	33	6.7	8255.25	100
M32x1.5	42	7.9	8255.32	50
M40x1.5	48	8.4	8255.40	50
M50x1.5	59	9.9	8255.50	10
M63x1.5	73	11.0	8255.63	10



BLACK RAL 9005

G		M mm	PART. NO.	
M12x1.5	17	5.0	8245.12	100
M16x1.5	22	5.0	8245.17	100
M20x1.5	27	6.0	8245.20	100
M25x1.5	33	6.7	8245.25	100
M32x1.5	42	7.9	8245.32	50
M40x1.5	48	8.4	8245.40	50
M50x1.5	59	9.9	8245.50	10
M63x1.5	73	11.0	8245.63	10



ENTRY THREAD PG

LIGHT GREY RAL 7035

G		M mm	PART. NO.	
Pg 7	19	5.0	8255.07	100
Pg 9	21	5.0	8255.09	100
Pg 11	24	5.0	8255.11	100
Pg 13	27	6.0	8255.13	100
Pg 16	30	6.0	8255.16	100
Pg 21	36	7.0	8255.21	50
Pg 29	46	8.0	8255.29	50
Pg 36	59	8.0	8255.36	25
Pg 42	65	8.0	8255.42	10
Pg 48	69	8.0	8255.48	10



BLACK RAL 9005

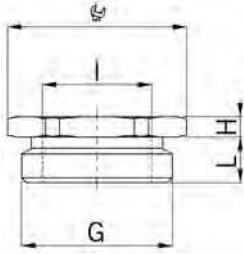
G		M mm	PART. NO.	
Pg 7	19	5.0	8245.07	100
Pg 9	21	5.0	8245.09	100
Pg 11	24	5.0	8245.11	100
Pg 13	27	6.0	8245.13	100
Pg 16	30	6.0	8245.16	100
Pg 21	36	7.0	8245.21	50
Pg 29	46	8.0	8245.29	50
Pg 36	59	8.0	8245.36	25
Pg 42	65	8.0	8245.42	10
Pg 48	69	8.0	8245.48	10





REDUCTION & ENLARGING FITTINGS NICKEL-PLATED BRASS



HEXAGONAL REDUCTION FITTINGS



MATERIAL: NICKEL-PLATED BRASS
 O-RING: NBR
 TEMPERATURE RANGE: -40°C / +100°C
 PROTECTION CLASS: IP 68



OUTER THREAD METRIC / INNER THREAD METRIC / WITH O-RING

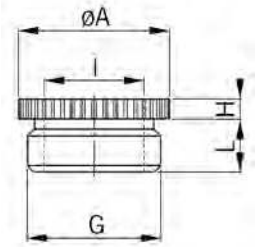
G	I	 mm	H mm	L mm	i info	PART. NO.	
M 8x1.25	M 6x1.0	11	8.0	5	1	3500.08.06	50
M10x1.5	M 6x1.0	13	3.0	5	1	3500.10.06	50
M10x1.5	M 8x1.25	13	8.0	5	1	3500.10.08	50
M12x1.5	M 8x1.25	15	3.0	5	1	3500.12.08	50
M12x1.5	M10x1.5	15	8.0	5	1	3500.12.10	50
M16x1.5	M10x1.5	18	3.0	5	1	3500.17.10	50
M16x1.5	M12x1.5	18	3.0	5	-	3500.17.12	50
M20x1.5	M12x1.5	24	3.0	6	-	3500.20.12	50
M20x1.5	M16x1.5	24	3.0	6	-	3500.20.17	50
M25x1.5	M16x1.5	30	3.5	7	-	3500.25.17	25
M25x1.5	M20x1.5	30	3.5	7	-	3500.25.20	25
M32x1.5	M20x1.5	36	4.0	8	-	3500.32.20	20
M32x1.5	M25x1.5	36	4.0	8	-	3500.32.25	20
M40x1.5	M25x1.5	46	4.5	8	-	3500.40.25	10
M40x1.5	M32x1.5	46	4.5	8	-	3500.40.32	10
M50x1.5	M32x1.5	55	5.0	9	-	3500.50.32	10
M50x1.5	M40x1.5	55	5.0	9	-	3500.50.40	10
M63x1.5	M40x1.5	70	5.5	10	-	3500.63.40	5
M63x1.5	M50x1.5	70	5.5	10	-	3500.63.50	5
M75x1.5	M50x1.5	80	6.0	11	-	3500.75.50	5
M75x1.5	M63x1.5	80	6.0	11	-	3500.75.63	5

1 = METRIC COARSE-PITCH THREAD

REDUCTION & ENLARGING FITTINGS NICKEL-PLATED BRASS

ROUND, KNURLED REDUCTION FITTINGS

MATERIAL: NICKEL-PLATED BRASS
 TEMPERATURE RANGE: -40°C / +200°C
 PROTECTION CLASS: IP 54
 PROTECTION TYPE ADDITION: IP 68, IF THE ENTRY THREAD IS SEALED



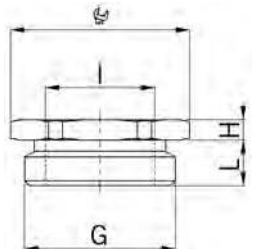
OUTER THREAD METRIC / INNER THREAD METRIC / WITHOUT O-RING

G	I	ØA mm	H mm	L mm	PART. NO.	
M16x1.5	M12x1.5	18	3	7	3545.17.12	100
M20x1.5	M12x1.5	22	3	8	3545.20.12	100
M20x1.5	M16x1.5	22	3	8	3545.20.17	100
M25x1.5	M16x1.5	27	3	8	3545.25.17	50
M25x1.5	M20x1.5	27	3	8	3545.25.20	50
M32x1.5	M20x1.5	34	4	9	3545.32.20	50
M32x1.5	M25x1.5	34	4	9	3545.32.25	50
M40x1.5	M25x1.5	42	4.5	9	3545.40.25	50
M40x1.5	M32x1.5	42	4.5	9	3545.40.32	25
M50x1.5	M32x1.5	52	4.5	10	3545.50.32	25
M50x1.5	M40x1.5	52	4.5	10	3545.50.40	10
M63x1.5	M40x1.5	65	5	11	3545.63.40	10
M63x1.5	M50x1.5	65	5	11	3545.63.50	10



HEXAGONAL REDUCTION FITTINGS

MATERIAL: NICKEL-PLATED BRASS
 O-RING: NBR
 TEMPERATURE RANGE: -40°C / +100°C
 PROTECTION CLASS: IP 68



OUTER THREAD METRIC / INNER THREAD METRIC / WITH O-RING

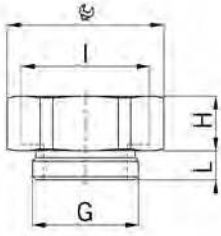
G	I	ØG mm	H mm	L mm	PART. NO.	
Pg 9	Pg 7	18	3.0	6.5	3509.07	50
Pg 11	Pg 7	20	3.0	6.5	3511.07	50
Pg 11	Pg 9	22	3.0	7.0	3511.09	50
Pg 13	Pg 7	24	3.0	7.0	3513.07	50
Pg 13	Pg 9	24	3.0	7.0	3513.09	50
Pg 13	Pg 11	24	3.0	7.0	3513.11	50
Pg 16	Pg 9	24	3.0	7.0	3516.09	50
Pg 16	Pg 11	24	3.0	7.0	3516.11	50
Pg 16	Pg 13	27	3.0	7.0	3516.13	50
Pg 21	Pg 11	32	3.5	7.5	3521.11	25
Pg 21	Pg 13	32	3.5	7.5	3521.13	25
Pg 21	Pg 16	32	3.5	7.5	3521.16	25
Pg 29	Pg 13	38	4.0	8.0	3529.13	10
Pg 29	Pg 16	38	4.0	8.0	3529.16	10
Pg 29	Pg 21	38	4.0	8.0	3529.21	10
Pg 36	Pg 21	50	4.5	8.5	3536.21	10
Pg 36	Pg 29	50	4.5	8.5	3536.29	10
Pg 42	Pg 29	60	4.0	11.0	3542.29	10
Pg 42	Pg 36	60	4.0	11.0	3542.36	10
Pg 48	Pg 36	65	4.0	11.0	3548.48.36	10





REDUCTION & ENLARGING FITTINGS NICKEL-PLATED BRASS



HEXAGONAL ENLARGING FITTINGS



MATERIAL: NICKEL-PLATED BRASS
 O-RING: NBR
 TEMPERATURE RANGE: -40°C / +100°C
 PROTECTION CLASS: IP 68

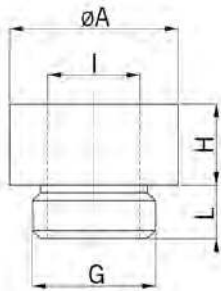


OUTER THREAD METRIC / INNER THREAD METRIC / WITH O-RING

G	I	 mm	H mm	L mm	i info	PART. NO.	
M 6x1.0	M 8x1.25	11	8.5	5	1	3600.06.08	50
M 6x1.0	M 10x1.5	13	8.5	5	1	3600.06.10	50
M 8x1.25	M 10x1.5	13	9	5	1	3600.08.10	50
M 8x1.25	M 12x1.5	15	9	5	1	3600.08.12	50
M 10x1.5	M 12x1.5	15	9	5	1	3600.10.12	50
M 10x1.5	M 16x1.5	18	9	5	1	3600.10.17	50
M 12x1.5	M 16x1.5	18	9	5	-	3600.12.17	50
M 12x1.5	M 20x1.5	24	10	5	-	3600.12.20	50
M 16x1.5	M 20x1.5	24	10	5	-	3600.17.20	50
M 20x1.5	M 25x1.5	30	11.5	6	-	3600.20.25	25
M 25x1.5	M 32x1.5	36	14	7	-	3600.25.32	25
M 32x1.5	M 40x1.5	46	14	8	-	3600.32.40	25
M 40x1.5	M 50x1.5	55	16	8	-	3600.40.50	10
M 50x1.5	M 63x1.5	70	17	9	-	3600.50.63	10
M 63x1.5	M 75x1.5	80	18	10	-	3600.63.75	10

1 = METRIC COARSE-PITCH THREAD

ROUND EXECUTION ENLARGING FITTINGS



MATERIAL: NICKEL-PLATED BRASS
 TEMPERATURE RANGE: -40°C / +200°C
 PROTECTION CLASS: IP 54
 PROTECTION TYPE ADDITION: IP 68, IF THE ENTRY THREAD IS SEALED



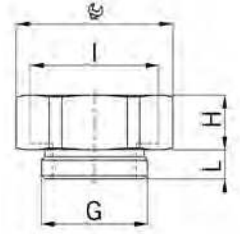
OUTER THREAD METRIC / INNER THREAD METRIC / WITHOUT O-RING

G	I	ØA mm	H mm	L mm	PART. NO.	
M 12x1.5	M 16x1.5	19	9.5	6.5	3645.12.17	100
M 16x1.5	M 20x1.5	22	10.5	7	3645.17.20	100
M 20x1.5	M 25x1.5	27	11	8	3645.20.25	100
M 25x1.5	M 32x1.5	34	12	8	3645.25.32	50
M 32x1.5	M 40x1.5	42	12	9	3645.32.40	50
M 40x1.5	M 50x1.5	53	14	9	3645.40.50	25
M 50x1.5	M 63x1.5	66	19	10	3645.50.63	25

REDUCTION & ENLARGING FITTINGS NICKEL-PLATED BRASS

HEXAGONAL ENLARGING FITTINGS

MATERIAL: NICKEL-PLATED BRASS
 O-RING: NBR
 TEMPERATURE RANGE: -40°C / +100°C
 PROTECTION CLASS: IP 68



OUTER THREAD METRIC / INNER THREAD METRIC / WITH O-RING

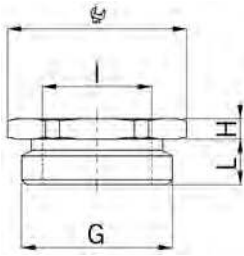
G	I	 mm	H mm	L mm	PART. NO.	
Pg 7	Pg 9	18	13	8	3607.09.08	50
Pg 9	Pg 11	22	15	8	3609.11.08	50
Pg 9	Pg 13	24	15	8	3609.13.08	50
Pg 11	Pg 13	24	15	8	3611.13.08	50
Pg 11	Pg 16	24	15	8	3611.16.08	50
Pg 11	Pg 21	32	16	8	3611.21.08	50
Pg 13	Pg 16	24	15	8	3613.16.08	50
Pg 16	Pg 21	32	16	8	3616.21.08	25
Pg 16	Pg 29	40	16	8	3616.29.08	25
Pg 21	Pg 29	40	16	8	3621.29.08	25
Pg 29	Pg 36	50	18	10	3629.36.08	20
Pg 36	Pg 42	60	19	12	3636.42.08	10
Pg 36	Pg 48	64	20	12	3636.48.48.08	10





ADAPTER NICKEL-PLATED BRASS


HEXAGONAL



MATERIAL: NICKEL-PLATED BRASS
 O-RING: NBR
 TEMPERATURE RANGE: -40°C / +100°C
 PROTECTION CLASS: IP 68




OUTER THREAD METRIC / INNER THREAD PG / WITH O-RING

G	I	$\frac{G}{mm}$	H mm	L mm	PART. NO.	
M16x1.5	PG 7	20	3.0	7	3500.17.07	50
M20x1.5	PG 7	24	3.0	7	3500.20.07	50
M20x1.5	PG 9	24	3.0	7	3500.20.09	50
M20x1.5	PG 11	24	13.0	7	3500.20.11	50
M25x1.5	PG 9	30	3.5	8	3500.25.09	50
M25x1.5	PG 11	30	3.5	8	3500.25.11	50
M25x1.5	PG 13	30	3.8	8	3500.25.13	50
M25x1.5	PG 16	30	15.0	8	3500.25.16	25
M32x1.5	PG 21	38	16.0	8	3500.32.21	25
M40x1.5	PG 29	45	16.0	8	3500.40.29	10
M50x1.5	PG 29	55	4.0	10	3500.50.29	10
M63x1.5	PG 36	70	5.5	11	3500.63.36	10



OUTER THREAD METRIC / INNER THREAD PG / WITH O-RING

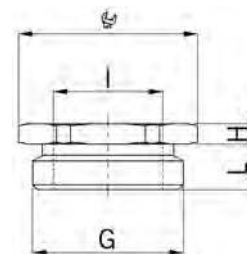
G	I	$\frac{G}{mm}$	H mm	L mm	i info	PART. NO.	
M10x1.5	PG 7	16	12	6	1	3600.10.07	50
M10x1.5	PG 9	18	12	6	1	3600.10.09	50
M12x1.5	PG 9	18	12	7	-	3600.12.09	50
M16x1.5	PG 11	22	14	7	-	3600.17.11	50
M20x1.5	PG 13	24	15	7	-	3600.20.13	50
M20x1.5	PG 16	24	15	7	-	3600.20.16	50
M25x1.5	PG 21	32	16	8	-	3600.25.21	25
M32x1.5	PG 29	40	16	8	-	3600.32.29	25
M40x1.5	PG 36	50	18	8	-	3600.40.36	20
M50x1.5	PG 42	60	19	10	-	3600.50.42	10
M50x1.5	PG 48	64	20	10	-	3600.50.48	10

1 = METRIC COARSE-PITCH THREAD



ADAPTER NICKEL-PLATED BRASS

HEXAGONAL

MATERIAL: NICKEL-PLATED BRASS
 O-RING: NBR
 TEMPERATURE RANGE: -40°C / +100°C
 PROTECTION CLASS: IP 68



OUTER THREAD PG / INNER THREAD METRIC / WITH O-RING

G	I	 mm	H mm	L mm	i info	PART. NO.	
Pg 7	M 6x1.0	15	3.0	6	1	3500.07.06	50
Pg 7	M 8x1.25	15	3.0	6	1	3500.07.08	50
Pg 7	M 10x1.5	15	7.0	6	1	3500.07.10	50
Pg 9	M 6x1.0	18	3.0	6	1	3500.09.06	50
Pg 9	M 8x1.25	18	3.0	6	1	3500.09.08	50
Pg 9	M 10x1.5	18	3.0	6	1	3500.09.10	50
Pg 9	M 12x1.5	18	8.0	6	-	3500.09.12	50
Pg 11	M 6x1.0	21	3.0	6	1	3500.11.06	50
Pg 11	M 8x1.25	21	3.0	6	1	3500.11.08	50
Pg 11	M 10x1.5	21	3.0	6	1	3500.11.10	50
Pg 11	M 12x1.5	21	3.0	6	-	3500.11.12	50
Pg 11	M 16x1.5	21	8.0	6	-	3500.11.17	50
Pg 13	M 12x1.5	24	3.0	6	-	3500.13.12	50
Pg 13	M 16x1.5	24	3.0	6	-	3500.13.17	50
Pg 16	M 12x1.5	24	3.0	6	-	3500.16.12	25
Pg 16	M 16x1.5	24	3.0	6	-	3500.16.17	25
Pg 16	M 20x1.5	24	10.5	6	-	3500.16.20	25
Pg 21	M 16x1.5	30	3.5	7.5	-	3500.21.17	25
Pg 21	M 20x1.5	30	3.5	7.5	-	3500.21.20	25
Pg 21	M 25x1.5	30	10.5	7.5	-	3500.21.25	25
Pg 29	M 25x1.5	38	4.0	8	-	3500.29.25	20
Pg 29	M 32x1.5	38	13.0	8	-	3500.29.32	20
Pg 36	M 32x1.5	50	4.5	8	-	3500.36.32	10
Pg 36	M 40x1.5	50	4.5	8	-	3500.36.40	10
Pg 42	M 32x1.5	55	5.0	10	-	3500.42.32	10
Pg 42	M 40x1.5	55	5.0	10	-	3500.42.40	10
Pg 42	M 50x1.5	55	15.0	10	-	3500.42.50	10
Pg 48	M 40x1.5	65	5.5	11	-	3500.48.40	5
Pg 48	M 50x1.5	65	5.5	11	-	3500.48.50	5

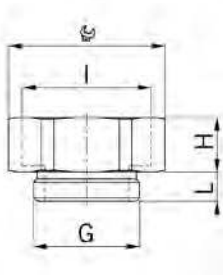


I = METRIC COARSE-PITCH THREAD



ADAPTER NICKEL-PLATED BRASS


HEXAGONAL



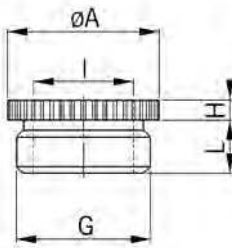
MATERIAL: NICKEL-PLATED BRASS
 O-RING: NBR
 TEMPERATURE RANGE: -40°C / +100°C
 PROTECTION CLASS: IP 68



OUTER THREAD Pg / INNER THREAD METRIC / WITH O-RING

G	I	\varnothing mm	H mm	L mm	PART. NO.	
Pg 7	M12x1.5	15	9.0	6	3600.07.12	50
Pg 7	M16x1.5	18	9.0	6	3600.07.17	50
Pg 9	M16x1.5	18	9.5	6	3600.09.17	50
Pg 9	M20x1.5	24	10.5	6	3600.09.20	50
Pg 11	M20x1.5	24	10.5	6	3600.11.20	50
Pg 11	M25x1.5	30	11.5	6	3600.11.25	25
Pg 13	M20x1.5	24	10.5	6	3600.13.20	50
Pg 13	M25x1.5	30	11.5	6	3600.13.25	25
Pg 16	M25x1.5	30	11.5	6	3600.16.25	25
Pg 16	M32x1.5	36	13.5	6	3600.16.32	25
Pg 21	M32x1.5	36	14.0	7.5	3600.21.32	25
Pg 21	M40x1.5	46	14.0	7.5	3600.21.40	20
Pg 29	M40x1.5	46	14.0	8	3600.29.40	20
Pg 29	M50x1.5	55	16.0	8	3600.29.50	10
Pg 36	M50x1.5	55	16.0	8	3600.36.50	10
Pg 36	M63x1.5	70	17.0	8	3600.36.63	10
Pg 42	M63x1.5	70	17.0	10	3600.42.63	10
Pg 42	M75x1.5	80	18.0	10	3600.42.75	10
Pg 48	M63x1.5	70	17.0	11	3600.48.63	10
Pg 48	M75x1.5	80	18.0	11	3600.48.75	10

ROUND, KNURLED



MATERIAL: NICKEL-PLATED BRASS
 TEMPERATURE RANGE: -40°C / +200°C
 PROTECTION CLASS: IP 54
 PROTECTION TYPE ADDITION: IP 68, IF THE ENTRY THREAD IS SEALED



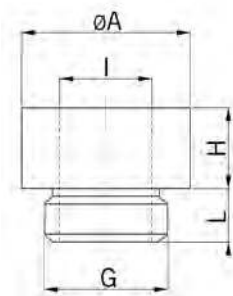
OUTER THREAD Pg / INNER THREAD METRIC / WITHOUT O-RING

G	I	\varnothing mm	H mm	L mm	PART. NO.	
Pg 11	M16x1.5	20	10	6	3545.11.17	50
Pg 16	M20x1.5	24	11	6	3545.16.20	50
Pg 21	M20x1.5	30	3.5	7.5	3545.21.20	50
Pg 21	M25x1.5	30	11	7.5	3545.21.25	50
Pg 29	M25x1.5	39	4	8	3545.29.25	25
Pg 29	M32x1.5	39	4	8	3545.29.32	25
Pg 36	M40x1.5	50	4.5	8	3545.36.40	10

ADAPTER NICKEL-PLATED BRASS

ROUND EXECUTION

MATERIAL: NICKEL-PLATED BRASS
 TEMPERATURE RANGE: -40°C / +200°C
 PROTECTION CLASS: IP 54
 PROTECTION TYPE ADDITION: IP 68, IF THE ENTRY THREAD IS SEALED



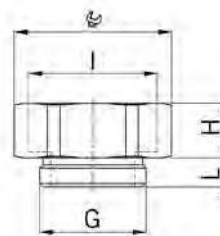
OUTER THREAD PG / INNER THREAD METRIC / WITHOUT O-RING

G	I	ØA mm	H mm	L mm	PART. NO.	
Pg 7	M12x1.5	14	9	6	3645.07.12	100
Pg 9	M16x1.5	19	9.5	6	3645.09.17	50
Pg 11	M20x1.5	22	11	6	3645.11.20	50
Pg 13	M20x1.5	22	11	6	3645.13.20	50
Pg 16	M25x1.5	27	11	6	3645.16.25	50
Pg 21	M32x1.5	34	12	7.5	3645.21.32	50
Pg 29	M40x1.5	42	12	8	3645.29.40	10



HEXAGONAL

MATERIAL: NICKEL-PLATED BRASS
 O-RING: NBR
 TEMPERATURE RANGE: -40°C / +100°C
 PROTECTION CLASS: IP 68



OUTER THREAD PG / INNER THREAD METRIC / WITH O-RING

G	I	ØA mm	H mm	L mm	PART. NO.	
Pg 13	G3/8"	24	3	7	35133/8G	50
Pg 16	G1/2"	24	14	10	36161/2G.08	50
Pg 21	G3/4"	32	14	12	36213/4G.08	25
Pg 36	G 2"	64	20	12	3636.48.08	10
Pg 42	G 2"	64	20	15	3642.48.08	10



OUTER THREAD GAS-PIPE / INNER THREAD PG / WITH O-RING

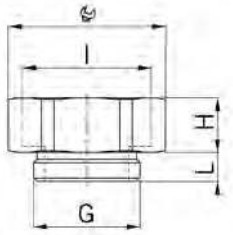
G	I	ØA mm	H mm	L mm	PART. NO.	
G3/8"	Pg 7	20	3	10	353/8G.07	50
G1/2"	Pg 9	24	3	9.5	351/2G.09	50
G3/4"	Pg 9	30	3.5	11	353/4G.09	50
G3/4"	Pg 11	30	3.5	11	353/4G.11	50
G3/4"	Pg 16	32	3.5	11	353/4G.16	50
G1"	Pg 21	38	3.5	11	351G.21	25
G1 1/4"	Pg 29	50	5	11	3511/4G.29	25
G2"	Pg 36	64	5	11	352G.36	10
G2"	Pg 42	64	5	11	3548.42	10





ADAPTER NICKEL-PLATED BRASS

HEXAGONAL

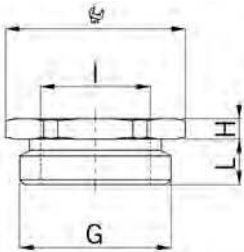


MATERIAL: NICKEL-PLATED BRASS
 O-RING: NBR
 TEMPERATURE RANGE: -40°C / +100°C
 PROTECTION CLASS: IP 68



OUTER THREAD GAS-PIPE / INNER THREAD PG / WITH O-RING

G	I	\varnothing mm	H mm	L mm	PART. NO.	
G3/8"	PG 11	20	12	10	363/8G.11.08	50
G1/2"	PG 11	24	12	10	361/2G.11.08	50
G1/2"	PG 13	24	12	10	361/2G.13.08	50
G1/2"	PG 16	24	12	10	361/2G.16.08	50
G5/8"	PG 16	24	12	10	365/8G.16.08	50
G3/4"	PG 21	32	15	12	363/4G.21.08	25
G7/8"	PG 29	41	15	12	367/8G.29.08	25
G1"	PG 29	41	15	11	361G.29.08	25
G1 1/2"	PG 36	54	22	12	3611/2G.36.08	10



MATERIAL: NICKEL-PLATED BRASS
 TEMPERATURE RANGE: -40°C / +100°C
 PROTECTION CLASS: IP 68, IF THE ENTRY THREAD IS SEALED



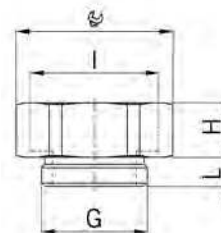
OUTER THREAD NPT / INNER THREAD PG / WITHOUT O-RING

G	I	\varnothing mm	H mm	L mm	PART. NO.	
NPT1/2"	PG 9	22	4.5	20	351/2NPT.09	50
NPT3/4"	PG 11	30	4	20	353/4NPT.11	10
NPT3/4"	PG 13	30	4	20	353/4NPT.13	10
NPT 1"	PG 16	36	6	26	351NPT.16	10

ADAPTER NICKEL-PLATED BRASS

HEXAGONAL

MATERIAL: NICKEL-PLATED BRASS
 O-RING: NBR
 TEMPERATURE RANGE: -40°C / +100°C
 PROTECTION CLASS: IP 68, IF THE ENTRY THREAD IS SEALED



OUTER THREAD NPT / INNER THREAD PG / WITHOUT O-RING

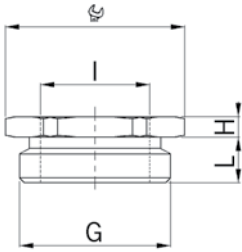
G	I	 mm	H mm	L mm	PART. NO.	
NPT1/2"	PG 11	24	12	20	361/2NPT.11	50
NPT1/2"	PG 13	24	14	20	361/2NPT.13	50
NPT1/2"	PG 16	34	20	20	361/2NPT.16	50
NPT3/4"	PG 21	32	14	20	363/4NPT.21	25





SYNTHETIC REDUCTION & ENLARGING FITTINGS

HEXAGONAL REDUCTION FITTINGS

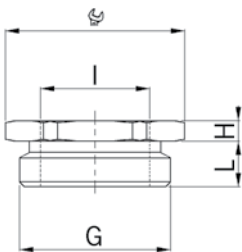


MATERIAL: POLYAMIDE PA 6
 TEMPERATURE RANGE: -30°C / +100°C
 PROTECTION CLASS: IP 54
 PROTECTION TYPE ADDITION: IP 68, IF THE ENTRY THREAD IS SEALED



OUTER THREAD METRIC / INNER THREAD METRIC / LIGHT GREY RAL 7035

G	I	\varnothing mm	H mm	L mm	PART. NO.	
M16x1.5	M12x1.5	22	4	8	3455.17.12	100
M20x1.5	M12x1.5	24	4	8	3455.20.12	100
M20x1.5	M16x1.5	24	4	8	3455.20.17	100
M25x1.5	M12x1.5	29	6	8	3455.25.12	100
M25x1.5	M16x1.5	29	6	8	3455.25.17	100
M25x1.5	M20x1.5	29	6	8	3455.25.20	100
M32x1.5	M12x1.5	36	6	10	3455.32.12	50
M32x1.5	M16x1.5	36	6	10	3455.32.17	50
M32x1.5	M20x1.5	36	6	10	3455.32.20	50
M32x1.5	M25x1.5	36	6	10	3455.32.25	50
M40x1.5	M16x1.5	46	6	10	3455.40.17	50
M40x1.5	M20x1.5	46	6	10	3455.40.20	50
M40x1.5	M25x1.5	46	6	10	3455.40.25	25
M40x1.5	M32x1.5	46	6	10	3455.40.32	25
M50x1.5	M20x1.5	55	6	12	3455.50.20	5
M50x1.5	M25x1.5	55	6	12	3455.50.25	5
M50x1.5	M32x1.5	55	6	12	3455.50.32	5
M50x1.5	M40x1.5	55	6	12	3455.50.40	5
M63x1.5	M25x1.5	68	6	12	3455.63.25	5
M63x1.5	M32x1.5	68	6	12	3455.63.32	5
M63x1.5	M40x1.5	68	6	12	3455.63.40	5
M63x1.5	M50x1.5	68	6	12	3455.63.50	5



MATERIAL: POLYAMIDE GLASS FIBER REINFORCED
 TEMPERATURE RANGE: -20°C / +100°C
 PROTECTION CLASS: IP 54
 PROTECTION TYPE ADDITION: IP 68, IF THE ENTRY THREAD IS SEALED



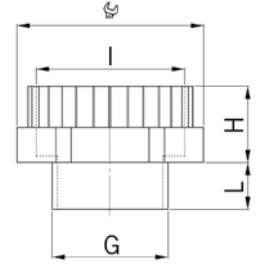
OUTER THREAD PG / INNER THREAD PG / LIGHT GREY

G	I	\varnothing mm	H mm	L mm	PART. NO.	
Pg 9	Pg 7	19	12	8	3409.07	50
Pg 11	Pg 7	22	3	8	3411.07	50
Pg 11	Pg 9	22	15	8	3411.09	50
Pg 13	Pg 9	24	3	9	3413.09	50
Pg 13	Pg 11	24	15	9	3413.11	50
Pg 16	Pg 9	27	5	9	3416.09	50
Pg 16	Pg 11	27	5	9	3416.11	50
Pg 16	Pg 13	27	17	10	3416.13	50
Pg 21	Pg 13	32	5	11	3421.13	25
Pg 21	Pg 16	32	5	11	3421.16	25
Pg 29	Pg 21	41	6	12	3429.21	10
Pg 36	Pg 29	50	6	14	3436.29	10

SYNTHETIC REDUCTION & ENLARGING FITTINGS

ROUND WITH HEXAGON ENLARGING FITTINGS

MATERIAL: POLYAMIDE PA 6
 TEMPERATURE RANGE: -30°C / +100°C
 PROTECTION CLASS: IP 54
 PROTECTION TYPE ADDITION: IP 68, IF THE ENTRY THREAD IS SEALED

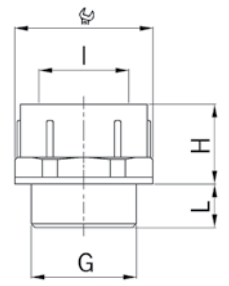


OUTER THREAD METRIC / INNER THREAD METRIC / LIGHT GREY RAL 7035

G	I	 mm	H mm	L mm	PART. NO.	
M12x1.5	M16x1.5	20	13	8	3755.12.17	100
M16x1.5	M20x1.5	24	13	8	3755.17.20	100
M20x1.5	M25x1.5	29	13	8	3755.20.25	100
M25x1.5	M32x1.5	36	15	8	3755.25.32	50
M32x1.5	M40x1.5	46	15	10	3755.32.40	25
M40x1.5	M50x1.5	55	15	10	3755.40.50	10
M50x1.5	M63x1.5	68	15	10	3755.50.63	10



MATERIAL: POLYAMIDE GLASS FIBER REINFORCED
 TEMPERATURE RANGE: -20°C / +100°C
 PROTECTION CLASS: IP 54, IP 68 IF THE THREAD IS SEALED



OUTER THREAD PG / INNER THREAD PG / LIGHT GREY

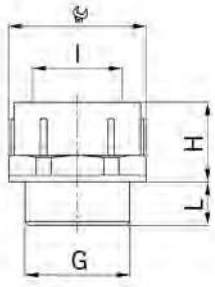
G	I	 mm	H mm	L mm	PART. NO.	
Pg 7	Pg 9	19	18	7	3707.09	50
Pg 9	Pg 11	22	19	7	3709.11	50
Pg 11	Pg 13	24	21	8	3711.13	50
Pg 13	Pg 16	27	23	9	3713.16	50
Pg 16	Pg 21	32	26	9	3716.21	25
Pg 21	Pg 29	41	33	10	3721.29	25
Pg 29	Pg 36	55	39	12	3729.36	10
Pg 36	Pg 42	60	46	14	3736.42	10
Pg 42	Pg 48	65	39	16	3742.48	10





SYNTHETIC ADAPTER

ROUND WITH HEXAGON



MATERIAL: POLYAMIDE GLASS FIBER REINFORCED
 TEMPERATURE RANGE: -20°C / +100°C
 PROTECTION CLASS: IP 54
 PROTECTION TYPE ADDITION: IP 68, IF THE ENTRY THREAD IS SEALED



OUTER THREAD METRIC / INNER THREAD PG / LIGHT GREY

G	I	 mm	H mm	L mm	PART. NO.	
M12x1.5	PG 9	19	13	11	3712.09	50
M20x1.5	PG 13	24	15	11	3720.13	50
M20x1.5	PG 16	27	17	11	3720.16	50
M25x1.5	PG 21	33	20	11	3725.21	25
M32x1.5	PG 29	42	22	11	3732.29	25
M50x1.5	PG 42	60	28	11	3750.42	10

HEXAGONAL



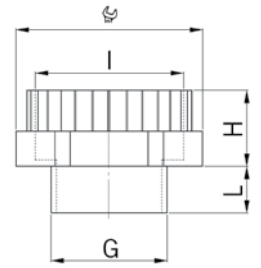
OUTER THREAD METRIC / INNER THREAD PG / LIGHT GREY

G	I	 mm	H mm	L mm	PART. NO.	
M16x1.5	PG 9	19	14	11	3417.09	50
M20x1.5	PG 11	22	16	11	3420.11	50
M25x1.5	PG 16	27	18	11	3425.16	50
M40x1.5	PG 29	42	23	11	3440.29	25
M50x1.5	PG 36	53	26	11	3450.36	10
M63x1.5	PG 48	65	29	11	3463.48	5



SYNTHETIC ADAPTER

ROUND WITH HEXAGON

MATERIAL: POLYAMIDE PA 6
 TEMPERATURE RANGE: -30°C / +100°C
 PROTECTION CLASS: IP 54
 PROTECTION TYPE ADDITION: IP 68, IF THE ENTRY THREAD IS SEALED



OUTER THREAD Pg / INNER THREAD METRIC / LIGHT GREY RAL 7035

G	I	 mm	H mm	L mm	PART. NO.	
Pg 7	M12x1.5	15	12	8	3755.07.12	100
Pg 7	M16x1.5	20	12	8	3755.07.17	100
Pg 9	M16x1.5	20	12	8	3755.09.17	100
Pg 9	M20x1.5	24	12	8	3755.09.20	100
Pg 11	M20x1.5	24	12	8	3755.11.20	100
Pg 13	M25x1.5	30	13	9	3755.13.25	100
Pg 16	M25x1.5	30	13	10	3755.16.25	50
Pg 21	M32x1.5	37	14	11	3755.21.32	50
Pg 29	M40x1.5	45	14	11	3755.29.40	50
Pg 42	M50x1.5	55	17	11	3755.42.50	10
Pg 48	M63x1.5	68	17	11	3755.48.63	5



OUTER THREAD Pg / INNER THREAD METRIC / LIGHT GREY RAL 7035

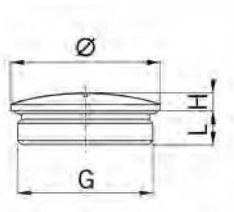
G	I	 mm	H mm	L mm	PART. NO.	
Pg 9	M12x1.5	19	12	8	3455.09.12	100
Pg 11	M16x1.5	22	12	8	3455.11.17	100
Pg 13	M16x1.5	24	13	9	3455.13.17	100
Pg 13	M20x1.5	24	13	9	3455.13.20	100
Pg 16	M20x1.5	27	13	10	3455.16.20	50
Pg 21	M25x1.5	33	14	11	3455.21.25	50
Pg 29	M32x1.5	42	14	11	3455.29.32	50
Pg 36	M40x1.5	55	14	11	3455.36.40	25





LOCKING PLUGS NICKEL-PLATED BRASS

SHORT ENTRY THREAD METRIC



MATERIAL: NICKEL-PLATED BRASS
 O-RING: NBR
 TEMPERATURE RANGE: -40°C / +100°C
 PROTECTION CLASS: IP 68



ROUND EXECUTION / WITH O-RING

G	Ø mm	H mm	L mm	i info	PART. NO.	
M6x1.0	9	3	5	1	8706.08	50
M8x1.25	10	3	5	1	8708.08	50
M10x1.5	12	3	5	1	8710.08	50
M12x1.5	14	3	5	-	8712.08	50
M16x1.5	19	3	5	-	8717.08	50
M20x1.5	24	3	6	-	8720.08	25
M25x1.5	28	4	7	-	8725.08	25
M32x1.5	35	4	8	-	8732.08	10
M40x1.5	45	6	8	-	8740.08	10
M50x1.5	55	6	9	-	8750.08	10
M63x1.5	70	6	10	-	8763.08	10
M75x1.5	80	6	11	-	8775.08	5

1 = METRIC COARSE-PITCH THREAD

LONG ENTRY THREAD METRIC



ROUND EXECUTION / WITH O-RING

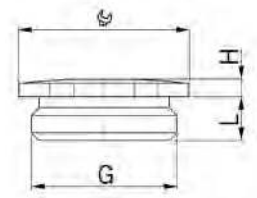
G	Ø mm	H mm	L mm	i info	PART. NO.	
M6x1.0	9	3	8	1	8706.11.08	50
M8x1.25	10	3	10	1	8708.11.08	50
M10x1.5	12	3	10	1	8710.11.08	50
M12x1.5	14	3	10	-	8712.11.08	50
M16x1.5	19	3	10	-	8717.11.08	50
M20x1.5	24	3	10	-	8720.11.08	25
M25x1.5	28	4	11	-	8725.11.08	25
M32x1.5	35	4	13	-	8732.11.08	10
M40x1.5	45	6	13	-	8740.11.08	10
M50x1.5	55	6	14	-	8750.11.08	10
M63x1.5	70	6	15	-	8763.11.08	10
M75x1.5	80	6	15	-	8775.11.08	5

1 = METRIC COARSE-PITCH THREAD

LOCKING PLUGS NICKEL-PLATED BRASS

SHORT ENTRY THREAD METRIC

MATERIAL: NICKEL-PLATED BRASS
 TEMPERATURE RANGE: -40°C / +200°C
 PROTECTION CLASS: IP 54
 PROTECTION TYPE ADDITION: IP 68, IF THE ENTRY THREAD IS SEALED



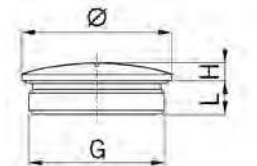
HEXAGONAL DESIGN / WITHOUT O-RING

G	 mm	H mm	L mm	PART. NO.	
M12x1.5	14	2.5	5	8745.12	100
M16x1.5	18	2.5	5	8745.17	100
M20x1.5	22	2.5	6	8745.20	100
M25x1.5	27	3.0	7	8745.25	50
M32x1.5	34	3.5	8	8745.32	25
M40x1.5	42	4.0	8	8745.40	25
M50x1.5	52	4.0	9	8745.50	10
M63x1.5	65	4.0	10	8745.63	10



SHORT ENTRY THREAD PG

MATERIAL: NICKEL-PLATED BRASS
 O-RING: NBR
 TEMPERATURE RANGE: -40°C / +100°C
 PROTECTION CLASS: IP 68



ROUND EXECUTION / WITH O-RING

G	Ø mm	H mm	L mm	PART. NO.	
Pg 7	14	3	5	8707.08	100
Pg 9	17	3	6	8709.08	100
Pg 11	20	3	6	8711.08	100
Pg 13	22	3	6.5	8713.08	50
Pg 16	24	3	6.5	8716.08	50
Pg 21	30	4	7	8721.08	10
Pg 29	39	4	8	8729.08	10
Pg 36	50	6	9	8736.08	10
Pg 42	60	6	10	8742.08	10
Pg 48	65	6	10	8748.48.08	10
G 2"	65	6	10	8748.08	10



LONG ENTRY THREAD PG

ROUND EXECUTION / WITH O-RING

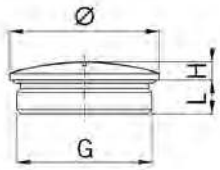
G	Ø mm	H mm	L mm	PART. NO.	
Pg 7	14	3	10	8707.11.08	100
Pg 9	17	3	10	8709.11.08	100
Pg 11	20	3	10	8711.11.08	100
Pg 13	22	3	10	8713.11.08	50
Pg 16	24	3	10	8716.11.08	50
Pg 21	30	4	12	8721.11.08	10
Pg 29	39	4	12	8729.11.08	10
Pg 36	50	6	15	8736.11.08	10
G 2"	65	6	15	8748.11.08	10





LOCKING PLUGS STAINLESS STEEL A2

ROUND EXECUTION



MATERIAL: CRNI STAINLESS STEEL A2
(DIN EN 1.4305 / AISI 303)

O-RING : NBR

TEMPERATURE RANGE: -40°C / +100°C

PROTECTION CLASS: IP 68



SHORT ENTRY THREAD METRIC / WITH O-RING

G	Ø mm	H mm	L mm	i info	PART. NO.	
M10x1.5	12	3	5	1	8710.96.08.70	50
M12x1.5	14	3	5	-	8712.96.08.70	50
M16x1.5	19	3	5	-	8717.96.08.70	50
M20x1.5	24	3	6	-	8720.96.08.70	25
M25x1.5	28	4	7	-	8725.96.08.70	25
M32x1.5	35	4	8	-	8732.96.08.70	10
M40x1.5	45	6	8	-	8740.96.08.70	10
M50x1.5	55	6	9	-	8750.96.08.70	10
M63x1.5	70	6	10	-	8763.96.08.70	10
M75x1.5	80	6	11	-	8775.96.08.70	5

1 = METRIC COARSE-PITCH THREAD

AVAILABLE ON REQUEST:

ENTRY THREAD PG



LONG ENTRY THREAD METRIC / WITH O-RING

G	Ø mm	H mm	L mm	i info	PART. NO.	
M10x1.5	12	3	10	1	8710.96.11.08.70	50
M12x1.5	14	3	10	-	8712.96.11.08.70	50
M16x1.5	19	3	10	-	8717.96.11.08.70	50
M20x1.5	24	3	10	-	8720.96.11.08.70	25
M25x1.5	28	4	11	-	8725.96.11.08.70	25
M32x1.5	35	4	13	-	8732.96.11.08.70	10
M40x1.5	45	6	13	-	8740.96.11.08.70	10
M50x1.5	55	6	14	-	8750.96.11.08.70	10
M63x1.5	70	6	15	-	8763.96.11.08.70	10
M75x1.5	80	6	15	-	8775.96.11.08.70	5

1 = METRIC COARSE-PITCH THREAD

AVAILABLE ON REQUEST:

ENTRY THREAD PG

LOCKING PLUGS STAINLESS STEEL A2 FOR HIGH TEMPERATURE APPLICATIONS

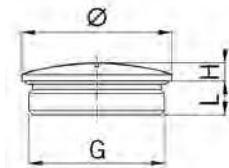
ROUND EXECUTION

MATERIAL: CRNI STAINLESS STEEL A2
(DIN EN 1.4305 / AISI 303)

O-RING: FPM

TEMPERATURE RANGE: -40°C / +200°C

PROTECTION CLASS: IP 68



SHORT ENTRY THREAD METRIC / WITH O-RING

G	Ø	H	L	i	PART. NO.	
M10x1.5	12	3	5	1	8710.96.08	50
M12x1.5	14	3	5	-	8712.96.08	50
M16x1.5	19	3	5	-	8717.96.08	50
M20x1.5	24	3	6	-	8720.96.08	25
M25x1.5	28	4	7	-	8725.96.08	25
M32x1.5	35	4	8	-	8732.96.08	10
M40x1.5	45	6	8	-	8740.96.08	10
M50x1.5	55	6	9	-	8750.96.08	10
M63x1.5	70	6	10	-	8763.96.08	10
M75x1.5	80	6	11	-	8775.96.08	5



1 = METRIC COARSE-PITCH THREAD

AVAILABLE ON REQUEST:

ENTRY THREAD Pg

LONG ENTRY THREAD METRIC / WITH O-RING

G	Ø	H	L	i	PART. NO.	
M10x1.5	12	3	10	1	8710.96.11.08	50
M12x1.5	14	3	10	-	8712.96.11.08	50
M16x1.5	19	3	10	-	8717.96.11.08	50
M20x1.5	24	3	10	-	8720.96.11.08	25
M25x1.5	28	4	11	-	8725.96.11.08	25
M32x1.5	35	4	13	-	8732.96.11.08	10
M40x1.5	45	6	13	-	8740.96.11.08	10
M50x1.5	55	6	14	-	8750.96.11.08	10
M63x1.5	70	6	15	-	8763.96.11.08	10
M75x1.5	80	6	15	-	8775.96.11.08	5



1 = METRIC COARSE-PITCH THREAD

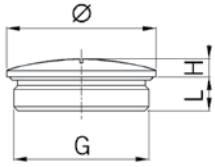
AVAILABLE ON REQUEST:

ENTRY THREAD Pg



SYNTHETIC LOCKING PLUGS

METRIC THREAD



MATERIAL: POLYAMIDE PA 6
 TEMPERATURE RANGE: -30°C / +100°C
 PROTECTION CLASS: IP 54
 PROTECTION TYPE ADDITION: IP 68, IF THE ENTRY THREAD IS SEALED



LIGHT GREY RAL 7035 / WITHOUT O-RING

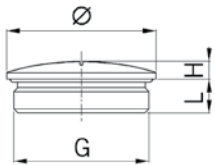
G	Ø mm	H mm	L mm	PART. NO.	
M12x1.5	15	4.5	6	8855.12	100
M16x1.5	20	4.5	6	8855.17	100
M20x1.5	24	4.5	6	8855.20	100
M25x1.5	30	5.0	8	8855.25	100
M32x1.5	37	5.5	8	8855.32	50
M40x1.5	46	6.0	8	8855.40	50
M50x1.5	56	6.0	10	8855.50	10
M63x1.5	70	6.0	12	8855.63	10



BLACK RAL 9005 / WITHOUT O-RING

G	Ø mm	H mm	L mm	PART. NO.	
M12x1.5	15	4.5	6	8845.12	100
M16x1.5	20	4.5	6	8845.17	100
M20x1.5	24	4.5	6	8845.20	100
M25x1.5	30	5.0	8	8845.25	100
M32x1.5	37	5.5	8	8845.32	50
M40x1.5	46	6.0	8	8845.40	50
M50x1.5	56	6.0	10	8845.50	10
M63x1.5	70	6.0	12	8845.63	10

ENTRY THREAD PG



MATERIAL: SHOCK-RESISTANT POLYSTYRENE
 TEMPERATURE RANGE: -20°C / +80°C
 PROTECTION CLASS: IP 54, IP 68 IF THE THREAD IS SEALED



LIGHT GREY RAL 7035 / WITHOUT O-RING



G	Ø mm	H mm	L mm	PART. NO.	
Pg 7	15	2.0	6.0	8807	100
Pg 9	19	3.0	6.5	8809	100
Pg 11	22	3.5	6.5	8811	100
Pg 13	25	3.5	6.5	8813	100
Pg 16	27	3.5	6.5	8816	100
Pg 21	33	4.0	8.0	8821	100
Pg 29	44	4.0	8.0	8829	50
Pg 36	55	4.0	10.0	8836	25
Pg 42	62	4.0	10.0	8842	10
Pg 48	69	4.0	12.0	8848.48	25

SOLID RUBBER SEALING INSERTS

SUITABLE FOR CABLE GLANDS PROGRESS®

MATERIAL: NBR
 TEMPERATURE RANGE: -40°C / +100°C

SHORT SEALING INSERT WITHOUT DRILLED HOLE

G	 mm	PART. NO.	
M6	3.5	1000.06.30.03	1
M8	5.0	1000.08.30.03	1
M10	6.0	1000.10.30.03	1
Pg 11	12.0	1000.11.30.03	1
M12 / Pg 7	8.0	1000.12.30.03	1
M16 / Pg 9	10.5	1000.17.30.03	1
M20 / Pg 13 / Pg 16	15.0	1000.20.30.03	1
M25 / Pg 21	20.5	1000.25.30.03	1
Pg 29	27.5	1000.29.30.03	1
M32	25.5	1000.32.30.03	1
Pg 36	35.0	1000.36.30.03	1
M40	33.0	1000.40.30.03	1
Pg 48	49.0	1000.48.30.03	1
M50 / Pg 42	42.0	1000.50.30.03	1
M63	52.0	1000.63.30.03	1
M75	63.0	1000.75.30.03	1
M85	70.0	1000.085.30.03	1
M95	80.0	1000.095.30.03	1
M100	85.0	1000.100.30.03	1
M105	90.0	1000.105.30.03	1
M115	95.0	1000.115.30.03	1



TECHNICAL NOTE

WHEN FROZEN TO AT LEAST -25°C, THE SOLID SEALING INSERTS ARE EASY TO DRILL.

FOR HIGH-TEMPERATURE APPLICATIONS

MATERIAL: FPM
 TEMPERATURE RANGE: -40°C / +200°C

SHORT SEALING INSERT WITHOUT DRILLED HOLE

G	 mm	PART. NO.	
M6	3.5	1000.06.98.30.03	1
M8	5.0	1000.08.98.30.03	1
M10	6.0	1000.10.98.30.03	1
Pg 11	12.0	1000.11.98.30.03	1
M12 / Pg 7	8.0	1000.12.98.30.03	1
M16 / Pg 9	10.5	1000.17.98.30.03	1
M20 / Pg 16	15.0	1000.20.98.30.03	1
M25 / Pg 21	20.5	1000.25.98.30.03	1
Pg 29	27.5	1000.29.98.30.03	1
M32	25.5	1000.32.98.30.03	1
Pg 36	35.0	1000.36.98.30.03	1
M40 / Pg 29	33.0	1000.40.98.30.03	1
Pg 48	49.0	1000.48.98.30.03	1
M50 / Pg 42	42.0	1000.50.98.30.03	1
M63	52.0	1000.63.98.30.03	1



TECHNICAL NOTE

WHEN FROZEN TO AT LEAST -25°C, THE SOLID SEALING INSERTS ARE EASY TO DRILL.

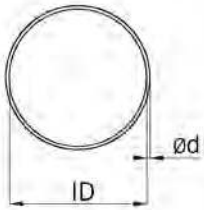


O-RINGS & SEALING WASHERS


SUITABLE FOR CABLE GLANDS PROGRESS®

O-RINGS

MATERIAL: NBR
 TEMPERATURE RANGE: -40°C / +100°C



SUITABLE FOR ENTRY THREAD METRIC OR PG

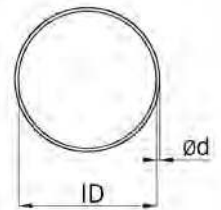
G	G	Øl mm	Ød mm	PART. NO.	
M 6	-	5.0	1.0	1005.00.08	1
M 8	-	6.0	1.5	1006.00.08	1
M10	-	8.1	1.6	1006.06.08	1
M12	PG 7	10.0	1.5	1007.00.08	1
M16	PG 9	13.1	1.6	1000.09.00.08	1
M20	-	17.0	2.0	2111.00.08	1
M25	-	22.0	2.0	1013.00.22.08	1
M32	-	30.0	2.0	1021.00.30.08	1
M40	-	36.0	2.0	1000.40.00.08	1
M50	-	46.0	2.0	1000.50.00.08	1
M63	-	60.0	2.0	1000.63.00.08	1
M75	-	72.0	2.0	1000.75.00.08	1
-	PG 11	15.0	2.0	1011.00.08	1
PG 13	PG 16	19.0	2.0	1016.00.08	1
-	PG 21	25.0	2.0	1016.00.25.08	1
-	PG 29	33.0	2.2	1029.00.08	1
-	PG 36	42.5	2.6	1036.00.08	1
-	PG 42	48.0	3.0	1000.42.00.08	1
-	PG 48	55.0	2.0	1000.48.00.08	1

O-RINGS & SEALING WASHERS

SUITABLE FOR CABLE GLANDS PROGRESS®

O-RINGS FOR HIGH TEMPERATURES

MATERIAL: FPM
 TEMPERATURE RANGE: -40°C / +200°C



SUITABLE FOR ENTRY THREAD METRIC OR PG

G	G	∅l mm	∅d mm	PART. NO.	
M 6	-	5.0	1.0	1105.98.08	1
M 8	-	6.0	1.5	1106.98.08	1
M10	-	8.1	1.6	1106.06.98.08	1
M12	PG 7	10.0	1.5	1107.98.08	1
M16	PG 9	13.1	1.6	1100.09.98.08	1
M20	-	17.0	2.0	2111.98.08	1
M25	-	22.0	2.0	1113.98.22.08	1
M32	-	30.0	2.0	1121.98.30.08	1
M40	-	36.0	2.0	1100.40.98.08	1
M50	-	46.0	2.0	1100.50.98.08	1
M63	-	60.0	2.0	1100.63.98.08	1
M75	-	72.0	2.0	1100.75.98.08	1
-	PG 11	15.0	2.0	1111.98.08	1
PG 16	PG 13	18.0	2.0	1116.98.08	1
-	PG 21	25.0	2.0	1116.98.25.08	1
-	PG 29	33.0	1.8	1129.98.08	1
-	PG 36	42.5	2.6	1136.98.08	1
-	PG 42	48.0	3.0	1100.42.98.08	1
-	PG 48	55.0	2.0	1100.48.98.08	1



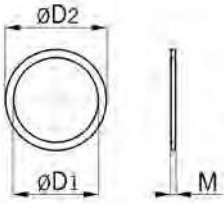


O-RINGS & SEALING WASHERS

SUITABLE FOR CABLE GLANDS PROGRESS®

SEALING WASHERS

MATERIAL: KLINGERSIL C-4300
 TEMPERATURE RANGE: -40°C / +300°C
 COLOR: GREEN



SUITABLE FOR METRIC ENTRY THREAD

G	$\varnothing D1$ mm	$\varnothing D2$ mm	M mm	PART. NO.	
M6	10.0	6.0	1.5	1006.00.16	1
M8	12.0	8.0	1.5	1008.00.16	1
M10	14.0	10.0	1.5	1010.00.16	1
M12	16.0	12.0	1.5	1012.00.16	1
M16	21.0	16.0	1.5	1017.00.16	1
M20 / Pg 13	25.0	20.5	1.5	1013.00.16	1
M25	31.0	25.0	2.0	1025.00.16	1
M32	39.0	32.0	2.0	1032.00.16	1
M40	48.0	40.0	2.0	1040.00.16	1
M50	59.0	50.0	2.0	1050.00.16	1
M63	73.0	63.0	2.0	1063.00.16	1



SUITABLE FOR ENTRY THREAD PG

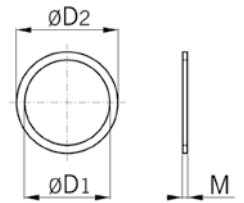
G	$\varnothing D1$ mm	$\varnothing D2$ mm	M mm	PART. NO.	
Pg 7	16.5	12.5	1.5	1007.00.16	1
Pg 9	19.0	15.2	1.5	1009.00.16	1
Pg 11	22.5	18.5	1.5	1011.00.16	1
M20 / Pg 13	25.0	20.5	1.5	1013.00.16	1
Pg 16	27.0	22.5	1.5	1016.00.16	1
Pg 21	33.5	28.5	2.0	1021.00.16	1
Pg 29	43.5	37.0	2.0	1029.00.16	1
Pg 36	55.0	47.0	2.0	1036.00.16	1
Pg 42	63.0	54.0	2.0	1042.00.16	1
Pg 48	69.0	59.3	2.0	1048.00.16	1

O-RINGS & SEALING WASHERS, BLIND DISCS

SUITABLE FOR CABLE GLANDS SYNTEC®

SEALING WASHERS

MATERIAL: PERBUNAN
 TEMPERATURE RANGE: -20°C / +100°C



SUITABLE FOR METRIC ENTRY THREAD

G	øD1 mm	øD2 mm	M mm	PART. NO.	
M12	20	12	1.6	1012.45.16	50
M16	23	16	1.8	1017.45.16	50
M20	29	20	1.8	1020.45.16	50
M25	37	25	1.8	1025.45.16	50
M32	44	32	2.2	1032.45.16	25
M40	52	40	2.2	1040.45.16	25
M50	64	50	2.7	1050.45.16	25
M63	68	63	3.2	1063.45.16	10



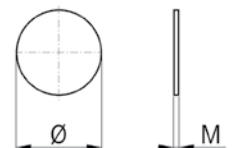
SUITABLE FOR ENTRY THREAD Pg

G	øD1 mm	øD2 mm	M mm	PART. NO.	
Pg 7	16.0	11.5	2.0	1007.45.16	50
Pg 9	19.0	14.0	2.0	1009.45.16	50
Pg 11	22.5	18.5	2.0	1011.45.16	50
Pg 13	25.0	19.0	2.0	1013.45.16	50
Pg 16	27.0	21.0	2.0	1016.45.16	50
Pg 21	34.0	27.0	2.5	1021.45.16	25
Pg 29	43.0	35.0	2.5	1029.45.16	25
Pg 36	54.0	45.0	2.5	1036.45.16	25



BLIND DISCS SUITABLE FOR CABLE GLANDS

MATERIAL: POLYAMIDE
 TEMPERATURE RANGE: -20°C / +100°C
 APPLICATION: DUST STOPPER FOR CABLE GLANDS



BLIND DISC FOR DUST PROTECTION

G	ø mm	M mm	PART. NO.	
M10 / M12 / Pg 7	10.5	0.3	1012.00.19	50
M16 / Pg 9	13.5	0.3	1017.00.19	50
M20 / Pg 11	16.5	0.3	1011.00.19	50
Pg 13 / Pg 16	20.5	0.3	1020.00.19	50
M25 / Pg 21	26.5	0.3	1025.00.19	50
Pg 29	35.0	0.3	1029.00.19	50
M32	30.0	0.3	1032.00.19	50
Pg 36	45.0	0.3	1036.00.19	50
M40	38.0	0.3	1040.00.19	50
M50 / Pg 42	52.0	0.3	1050.00.19	50
M63 / Pg 48	57.0	0.3	1063.00.19	50





CROSS REFERENCE

HEYCO - AGRO

HEYCO - PG THREAD TYPE

AGRO - PG THREAD TYPE

THREAD TYPE	HEYCO BLACK	HEYCO GREY	DIAMETER RANGE (MM)	DIAMETER RANGE (MM)	AGRO BLACK	AGRO GREY
PG7	3207	3208	2.3 - 6.4	2.5 - 6.5	1545.07.06	1555.07.06
PG7	3444	3445	2.0 - 4.	2.5 - 6.5	1545.07.06	1555.07.06
PG9	3210	3211	4.7 - 7.6	3.0 - 8.0	1545.09.08	1555.09.08
PG9	3446	3447	3.0 - 5.8	3.0 - 8.0	1545.09.08	1555.09.08
PG11	3213	3214	5.9 - 10.0	4.0 - 10.0	1545.11.10	1555.11.10
PG11	3448	3449	3.8 - 7.0	2.0 - 7.0	1545.11.07	1555.11.07
PG13	3216	3217	6.9 - 11.9	5.5 - 12.0	1545.13.12	1555.13.12
PG13	3450	3451	5.0 - 8.8	3.0 - 7.0	1545.13.07	1555.13.07
PG16	3219	3220	10.9 - 13.9	8.5 - 14.0	1545.16.14	1555.16.14
PG16	3452	3453	8.1 - 11.9	5.0 - 11.0	1545.16.11	1555.16.11
PG21	3222	3223	13.8 - 18.0	11.0 - 18.0	1545.21.18	1555.21.18
PG21	3454	3455	11.6 - 16.0	6.5 - 14.0	1545.21.14	1555.21.14
PG29	3225	3226	18.3 - 24.5	17.0 - 25.0	1545.29.25	1555.29.25
PG29	3456	3457	16.3 - 19.6	17.0 - 25.0	1545.29.25	1555.29.25
PG36	3204	N/A	22.0 - 32.0	22.0 - 33.0	1545.36.33	1555.36.33
PG36	3206	N/A	20.0 - 26.0	22.0 - 33.0	1545.36.33	1555.36.33
PG42	3212	N/A	32.0 - 38.0	28.0 - 38.0	1545.42.38	1545.42.38
PG42	3218	N/A	25.0 - 31.0	28.0 - 38.0	1545.42.38	1545.42.38
PG48	3281	N/A	37.0 - 44.0	32.0 - 44.0	1545.48.44	1545.48.44
PG48	3283	N/A	29.0 - 35.0	32.0 - 44.0	1545.48.44	1545.48.44

HEYCO - NPT THREAD TYPE

AGRO - NPT THREAD TYPE

THREAD TYPE	HEYCO BLACK	HEYCO GREY	DIAMETER RANGE (MM)	DIAMETER RANGE (MM)	AGRO BLACK	AGRO GREY
NPT 3/8	3228	3229	4.7 - 7.9	3.0 - 8.0	1545.N0375.08	1555.N0375.08
NPT 3/8	3458	3459	2.0 - 6.0	3.0 - 8.0	1545.N0375.08	1555.N0375.08
NPT 1/2	3231	3232	6.9 - 11.8	5.5 - 12.0	1545.N0500.12	1555.N0500.12
NPT 1/2	3224	3236	5.0 - 8.8	3.0 - 7.0	1545.N0500.07	1555.N0500.07
NPT 3/4	3234	3235	13.8 - 18.0	11.0 - 18.0	1545.N0750.18	1555.N0750.18
NPT 3/4	3460	3461	11.5 - 16.0	6.5 - 14.0	1545.N0750.14	1555.N0750.14
NPT 1	8437	8438	18.0 - 25.4	17.0 - 22.0	1545.N1000.22	1555.N1000.22
NPT 1	8439	8440	12.0 - 19.5	17.0 - 22.0	1545.N1000.22	1555.N1000.22

HEYCO - STRAIN RELIEF

AGRO - STRAIN RELIEF

THREAD TYPE	HEYCO BLACK	HEYCO GREY	DIAMETER RANGE (MM)	DIAMETER RANGE (MM)	AGRO GREY	AGRO BLACK
PG7	3237	3228	2.3 - 6.4	2.5 - 6.5	1576.07.06	1546.07.06
PG7	3464	3464	2.0 - 4.6	2.5 - 6.5	1576.07.06	1546.07.06
PG9	3240	3241	4.7 - 7.6	3.0 - 8.0	1576.09.08	1546.09.08
PG9	3466	3467	3.0 - 5.8	3.0 - 8.0	1576.09.08	1546.09.08
PG11	3243	3244	5.9 - 10.0	4.0 - 10.0	1576.11.10	1546.11.10
PG11	3468	3469	3.8 - 7.0	2.0 - 7.0	1576.11.07	1546.11.07
PG13	3246	3247	6.9 - 11.9	5.5 - 12.0	1576.13.12	1546.13.12
PG13	3470	3471	5.0 - 8.8	3.0 - 7.0	1576.13.07	1546.13.07
PG16	3249	3250	10.9 - 13.9	8.5 - 14.0	1576.16.14	1546.16.14
PG16	3472	3473	8.1 - 11.9	5.0 - 11.0	1576.16.11	1546.16.11

CROSS REFERENCE

OLFLEX - AGRO

OLFLEX - PG THREAD TYPE				AGRO - PG THREAD TYPE			
THREAD TYPE	OLFLEX BLACK	OLFLEX GREY	DIAMETER RANGE (MM)	DIAMETER RANGE (MM)	AGRO BLACK	AGRO GREY	
PG7	S2207	S1207	2.0 - 5.0	2.5 - 6.5	1545.07.06	1555.07.06	
PG7	S2107	S1107	3.0 - 6.5	2.5 - 6.5	1545.07.06	1555.07.06	
PG9	S2209	S1209	2.0 - 6.0	3.0 - 8.0	1545.09.08	1555.09.08	
PG9	S2109	S1109	4.0 - 8.0	3.0 - 8.0	1545.09.08	1555.09.08	
PG11	S2211	S1211	4.0 - 7.0	2.0 - 7.0	1545.11.07	1555.11.07	
PG11	S2111	S1111	5.1 - 10.0	4.0 - 10.0	1545.11.10	1555.11.10	
PG13	S2213	S1213	8.7 - 9.0	3.0 - 7.0	1545.13.07	1555.13.07	
PG13	S2113	S1113	6.0 - 12.0	5.5 - 12.0	1545.13.12	1555.13.12	
PG16	S2216	S1216	10.7 - 12.2	5.0 - 11.0	1545.16.11	1555.16.11	
PG16	S2116	S1116	10.0 - 14.0	8.5 - 14.0	1545.16.14	1555.16.14	
PG21	S2221	S1221	12.2 - 15.7	6.5 - 14.0	1545.21.14	1555.21.14	
PG21	S2121	S1121	13.8 - 18.0	11.0 - 18.0	1545.21.18	1555.21.18	
PG29	S2229	S1229	13.0 - 20.0	17.0 - 25.0	1545.29.25	1555.29.25	
PG29	S2129	S1129	18.0 - 25.0	17.0 - 25.0	1545.29.25	1555.29.25	
PG36	S2236	S1236	20.0 - 26.0	22.0 - 33.0	1545.36.33	1555.36.33	
PG36	S2136	S1136	22.0 - 32.0	22.0 - 33.0	1545.36.33	1555.36.33	
PG42	S2242	S1242	25.0 - 31.0	28.0 - 38.0	1545.42.38	1555.42.38	
PG42	S2142	S1142	32.0 - 38.0	28.0 - 38.0	1545.42.38	1555.42.38	
PG48	S2248	S1248	29.0 - 35.0	32.0 - 44.0	1545.48.44	1555.48.44	
PG48	S2148	S1148	37.0 - 44.0	32.0 - 44.0	1545.48.44	1555.48.44	

OLFLEX - NPT THREAD TYPE				AGRO - NPT THREAD TYPE			
THREAD TYPE	OLFLEX BLACK	OLFLEX GREY	DIAMETER RANGE (MM)	DIAMETER RANGE (MM)	AGRO BLACK	AGRO GREY	
NPT 3/8	S2238	S1238	2.0 - 6.0	3.0 - 8.0	1545.N0375.08	1555.N0375.08	
NPT 3/8	S2138	S1138	4.0 - 8.0	3.0 - 8.0	1545.N0375.08	1555.N0375.08	
NPT 1/2	S2212	S1212	8.7 - 9.0	3.0 - 7.0	1545.N0500.07	1555.N0500.07	
NPT 1/2	S2112	S1112	6.0 - 12.0	5.5 - 12.0	1545.N0500.12	1555.N0500.12	
NPT 3/4	S2234	S1234	12.2 - 15.7	6.5 - 14.0	1545.N0750.14	1555.N0750.14	
NPT 3/4	S2134	S1134	13.8 - 18.0	11.0 - 18.0	1545.N0750.18	1555.N0750.18	
NPT 1	S2201	S1201	14.0 - 21.0	17.0 - 22.0	1545.N1000.22	1555.N1000.22	
NPT 1	S2101	S1101	18.0 - 26.0	17.0 - 22.0	1545.N1000.22	1555.N1000.22	

OLFLEX - STRAIN RELIEF				AGRO - STRAIN RELIEF			
THREAD TYPE	OLFLEX BLACK	OLFLEX GREY	DIAMETER RANGE (MM)	DIAMETER RANGE (MM)	AGRO GREY	AGRO BLACK	
PG7	S2407	S1407	2.0 - 5.0	2.5 - 6.5	1576.07.06	1546.07.06	
PG7	S2307	S1307	3.0 - 6.5	2.5 - 6.5	1576.07.06	1546.07.06	
PG9	S2409	S1409	2.0 - 6.0	3.0 - 8.0	1576.09.08	1546.09.08	
PG9	S2309	S1309	4.0 - 8.0	3.0 - 8.0	1576.09.08	1546.09.08	
PG11	S2411	S1411	4.0 - 7.0	2.0 - 7.0	1576.11.07	1546.11.07	
PG11	S2311	S1311	5.1 - 10.0	4.0 - 10.0	1576.11.10	1546.11.10	
PG13	S2413	S1413	8.7 - 9.0	3.0 - 7.0	1576.13.07	1546.13.07	
PG13	S2313	S1313	6.0 - 12.0	5.5 - 12.0	1576.13.12	1546.13.12	
PG16	S2416	S1416	10.7 - 12.2	5.0 - 11.0	1576.16.11	1546.16.11	
PG16	S2316	S1316	10.0 - 14.0	8.5 - 14.0	1576.16.14	1546.16.14	