

PART NUMBER CODING

MATERIALS (INSULATOR / CONTACT)

- R = BLACK PPS/PHOSPHOR BRONZE**
OPERATING TEMP: -65°C TO +125°C
PROCESSING TEMP: 260°C MAX FOR 20 SECS
- G = BLACK PA9T/PHOSPHOR BRONZE**
OPERATING TEMP: -65°C TO +125°C
PROCESSING TEMP: 260°C MAX FOR 20 SECS
- A = BLACK PPS/BERYLLIUM COPPER**
OPERATING TEMP: -65°C TO +150°C
PROCESSING TEMP: 260°C MAX FOR 20 SECS
- J = BLACK PA9T/BERYLLIUM COPPER**
OPERATING TEMP: -65°C TO +150°C
PROCESSING TEMP: 260°C MAX FOR 20 SECS

MODIFICATION

OMIT = WITHOUT MOLDED KEY, EX: 'RBB15DHRD'
S# FOR MOLDED KEY
(SEE DWG C13556 FOR S#, 'G' & 'H' DIMENSIONS)

MOUNTING STYLE

D = .250" EARS FLUSH MOUNTING
N = NO MOUNTING EARS
T = FLUSH MOUNTING WITH, #4-40 THREADED INSERT
Q = STRADDLE MOUNT
B = OPEN CARD SLOT

NUMBER OF POSITIONS
(CONTACTS PER ROW)

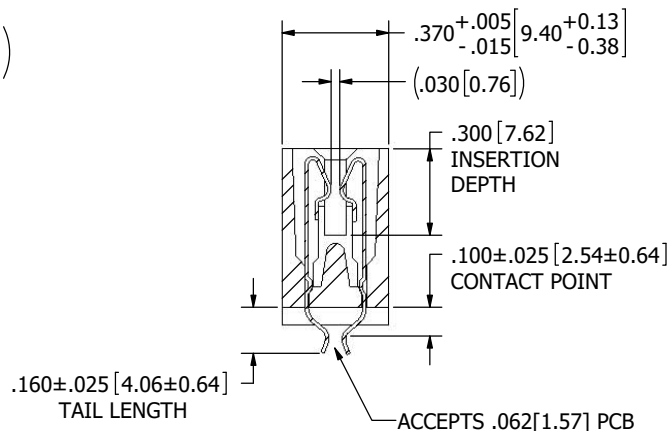
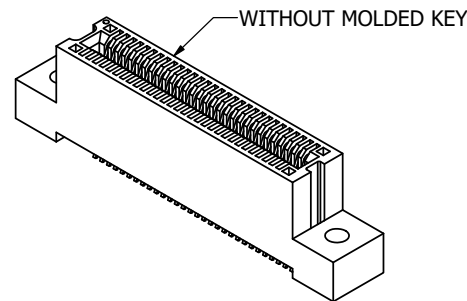
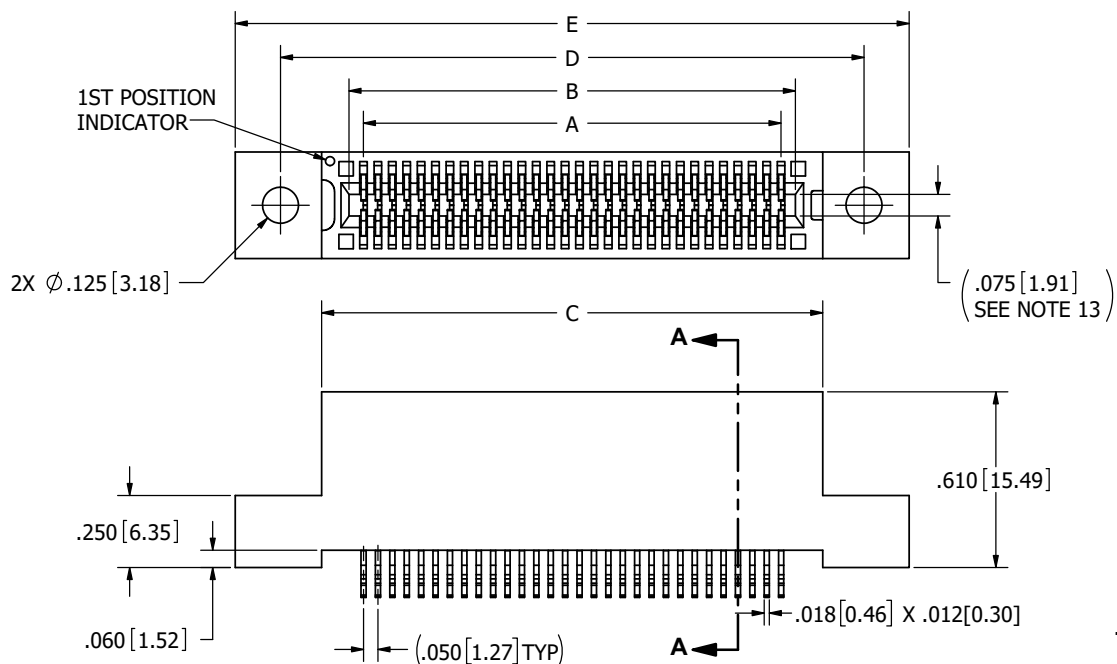
PLATING

ALL PLATINGS ARE LEAD FREE AND HAVE .000050" NICKEL UNDERPLATE

CONTACT SURFACE	TERMINATION
B = .000010" GOLD	.000100" PURE TIN, MATTE
C = .000030" GOLD	.000100" PURE TIN, MATTE
N = .000050" GOLD	.000100" PURE TIN, MATTE

REVISIONS

REV.	ECO. NO	DESCRIPTION	DATE	BY
D	3489	UPDATE SHEET FORMAT, ADD 'N' PLATING, WITHDRAWAL FORCE UPDATED	7/22/2016	EP
E	4285	CHANGE STRADDLE MTG SLOT FROM .080" TO .070", SIDE HOLE FROM Ø.078" TO .081"	11/24/2020	JH
F	4611	ADD MOLDED KEY OPTION	12/30/2022	MM



SECTION A-A

NOTES:

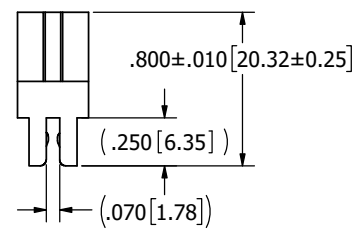
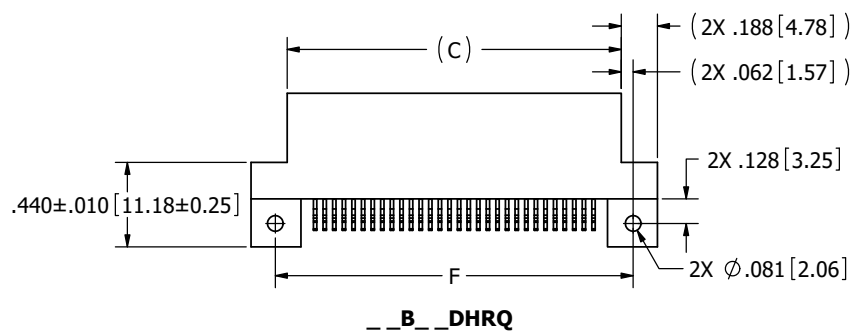
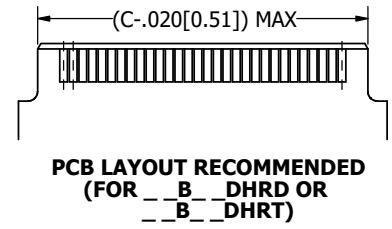
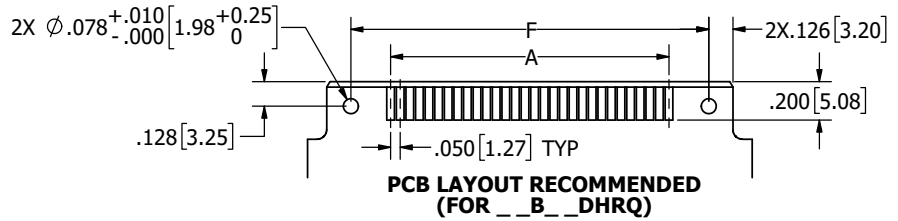
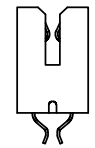
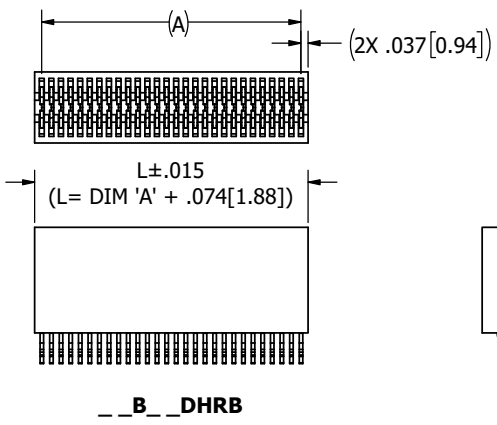
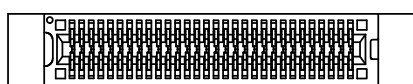
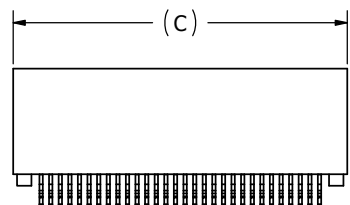
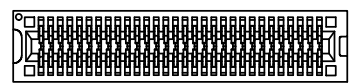
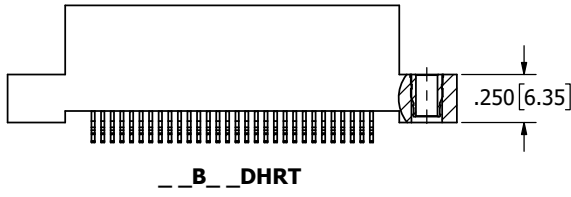
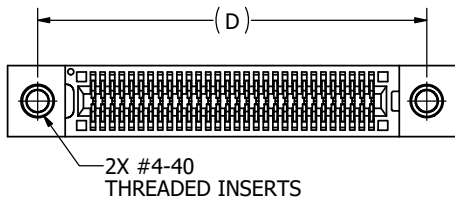
1. INSULATOR MATERIAL: SEE PART NUMBER CODING
2. CONTACT MATERIAL: SEE PART NUMBER CODING
3. PLATING: .SEE PART NUMBER CODING
4. OPERATING TEMPERATURE: SEE PART NUMBER CODING
5. PROCESSING TEMP: SEE PART NUMBER CODING
6. UL FLAMMABILITY RATING: 94V-0
7. OPERATING VOLTAGE: 300 VAC
8. CURRENT RATING: 1 AMP
9. CONTACT RESISTANCE: 30 MILLI OHMS MAX
10. INSULATION RESISTANCE: 5000 MEGA OHMS
11. DURABILITY: 500 CYCLES MINIMUM
12. CONNECTOR IDENTIFICATION: THE PART SHALL BE MARKED WITH A PART NUMBER AND LOT CODE
13. BOARD THICKNESS ACCOMMODATED: .062 ± .008 [1.57 ± 0.20]
14. INSERTION FORCE: 6 OZ MAX PER CONTACT PAIR WHEN USING A .062 [1.57] TEST BLADE
INTERNAL INSPECTION TO BE PER SULLINS WORK INSTRUCTION WI-8.6-03
15. WITHDRAWAL FORCE: 1/2 OZ MIN PER CONTACT PAIR USING .062 [1.57] TEST BLADE
16. MODIFICATION: SEE PART NUMBER CODING



RoHS COMPLIANT

UNLESS OTHERWISE SPECIFIED: DIMENSIONS ARE IN INCHES [MM]		DRAWN	DATE	NAME	
TOLERANCES: ANGULAR: ± 1° DECIMALS .XX = ± .02 [5] .XXX = ± .005 [13] .XXXX = ± .0005 [013]		1/11/2013	JH		
<small>THE INFORMATION HEREIN CONTAINS PROPRIETARY INFORMATION OF SULLINS ELECTRONICS AND IS NOT TO BE REPRODUCED, USED OR DISCLOSED TO OTHERS FOR ANY PURPOSE EXCEPT AS SPECIFICALLY AUTHORIZED IN WRITING BY AN OFFICER OF SULLINS ELECTRONICS.</small>					TITLE EDGECARD, .050 CC, HP PART NUMBER B DHR -S
		SIZE C CAGE CODE 54453 DWG. NO. C10764 SCALE: 3:1	REV F SHEET 1 OF 3		

CUSTOMER COPY



CUSTOMER COPY



UNLESS OTHERWISE SPECIFIED:
DIMENSIONS ARE IN INCHES (MM)

TOLERANCES:
ANGULAR: ± 1°

DECIMALS
.XX = ± .02 [5]
.XXX = ± .005 [13]
.XXXX = ± .0005 [13]

DRAWN	DATE	NAME
	1/11/2013	JH

THE INFORMATION HEREIN CONTAINS PROPRIETARY INFORMATION OF SULLINS ELECTRONICS AND IS NOT TO BE REPRODUCED, USED OR DISCLOSED TO OTHERS FOR ANY PURPOSE EXCEPT AS SPECIFICALLY AUTHORIZED IN WRITING BY AN OFFICER OF SULLINS ELECTRONICS.

SULLINS CONNECTOR SOLUTIONS			
TITLE EDGE CARD, .050 CC, HP			
PART NUMBER -- B -- DHR -S			
SIZE C	CAGE CODE 54453	DWG. NO. C10764	REV F
SCALE: 2:1		SHEET 2 OF 3	

PART NUMBER	NO OF POS.	A±.005[0.13]		B±.005[0.13]		C±.015[0.38]		D±.010[0.25]		E±.020[0.51]		F±.010[0.25]	
		IN	MM	IN	MM	IN	MM	IN	MM	IN	MM	IN	MM
B05DHR	5	0.200	5.08	0.300	7.62	0.490	12.45	0.776	19.71	1.090	27.69	0.614	15.60
B06DHR	6	0.250	6.35	0.350	8.89	0.540	13.72	0.826	20.98	1.140	28.96	0.664	16.87
B07DHR	7	0.300	7.62	0.400	10.16	0.590	14.99	0.876	22.25	1.190	30.23	0.714	18.14
B08DHR	8	0.350	8.89	0.450	11.43	0.640	16.26	0.926	23.52	1.240	31.50	0.764	19.41
B09DHR	9	0.400	10.16	0.500	12.70	0.690	17.53	0.976	24.79	1.290	32.77	0.814	20.68
B10DHR	10	0.450	11.43	0.550	13.97	0.740	18.80	1.026	26.06	1.340	34.04	0.864	21.95
B11DHR	11	0.500	12.70	0.600	15.24	0.790	20.07	1.076	27.33	1.390	35.31	0.914	23.22
B12DHR	12	0.550	13.97	0.650	16.51	0.840	21.34	1.126	28.60	1.440	36.58	0.964	24.49
B13DHR	13	0.600	15.24	0.700	17.78	0.890	22.61	1.176	29.87	1.490	37.85	1.014	25.76
B14DHR	14	0.650	16.51	0.750	19.05	0.940	23.88	1.226	31.14	1.540	39.12	1.064	27.03
B15DHR	15	0.700	17.78	0.800	20.32	0.990	25.15	1.276	32.41	1.590	40.39	1.114	28.30
B16DHR	16	0.750	19.05	0.850	21.59	1.040	26.42	1.326	33.68	1.640	41.66	1.164	29.57
B17DHR	17	0.800	20.32	0.900	22.86	1.090	27.69	1.376	34.95	1.690	42.93	1.214	30.84
B18DHR	18	0.850	21.59	0.950	24.13	1.140	28.96	1.426	36.22	1.740	44.20	1.264	32.11
B19DHR	19	0.900	22.86	1.000	25.40	1.190	30.23	1.476	37.49	1.790	45.47	1.314	33.38
B20DHR	20	0.950	24.13	1.050	26.67	1.240	31.50	1.526	38.76	1.840	46.74	1.364	34.65
B21DHR	21	1.000	25.40	1.100	27.94	1.290	32.77	1.576	40.03	1.890	48.01	1.414	35.92
B22DHR	22	1.050	26.67	1.150	29.21	1.340	34.04	1.626	41.30	1.940	49.28	1.464	37.19
B23DHR	23	1.100	27.94	1.200	30.48	1.390	35.31	1.676	42.57	1.990	50.55	1.514	38.46
B24DHR	24	1.150	29.21	1.250	31.75	1.440	36.58	1.726	43.84	2.040	51.82	1.564	39.73
B25DHR	25	1.200	30.48	1.300	33.02	1.490	37.85	1.776	45.11	2.090	53.09	1.614	41.00
B26DHR	26	1.250	31.75	1.350	34.29	1.540	39.12	1.826	46.38	2.140	54.36	1.664	42.27
B27DHR	27	1.300	33.02	1.400	35.56	1.590	40.39	1.876	47.65	2.190	55.63	1.714	43.54
B28DHR	28	1.350	34.29	1.450	36.83	1.640	41.66	1.926	48.92	2.240	56.90	1.764	44.81
B29DHR	29	1.400	35.56	1.500	38.10	1.690	42.93	1.976	50.19	2.290	58.17	1.814	46.08
B30DHR	30	1.450	36.83	1.550	39.37	1.740	44.20	2.026	51.46	2.340	59.44	1.864	47.35
B31DHR	31	1.500	38.10	1.600	40.64	1.790	45.47	2.076	52.73	2.390	60.71	1.914	48.62
B32DHR	32	1.550	39.37	1.650	41.91	1.840	46.74	2.126	54.00	2.440	61.98	1.964	49.89
B33DHR	33	1.600	40.64	1.700	43.18	1.890	48.01	2.176	55.27	2.490	63.25	2.014	51.16
B34DHR	34	1.650	41.91	1.750	44.45	1.940	49.28	2.226	56.54	2.540	64.52	2.064	52.43
B35DHR	35	1.700	43.18	1.800	45.72	1.990	50.55	2.276	57.81	2.590	65.79	2.114	53.70
B36DHR	36	1.750	44.45	1.850	46.99	2.040	51.82	2.326	59.08	2.640	67.06	2.164	54.97
B37DHR	37	1.800	45.72	1.900	48.26	2.090	53.09	2.376	60.35	2.690	68.33	2.214	56.24
B38DHR	38	1.850	46.99	1.950	49.53	2.140	54.36	2.426	61.62	2.740	69.60	2.264	57.51
B39DHR	39	1.900	48.26	2.000	50.80	2.190	55.63	2.476	62.89	2.790	70.87	2.314	58.78
B40DHR	40	1.950	49.53	2.050	52.07	2.240	56.90	2.526	64.16	2.840	72.14	2.364	60.05
B41DHR	41	2.000	50.80	2.100	53.34	2.290	58.17	2.576	65.43	2.890	73.41	2.414	61.32
B42DHR	42	2.050	52.07	2.150	54.61	2.340	59.44	2.626	66.70	2.940	74.68	2.464	62.59
B43DHR	43	2.100	53.34	2.200	55.88	2.390	60.71	2.676	67.97	2.990	75.95	2.514	63.86
B44DHR	44	2.150	54.61	2.250	57.15	2.440	61.98	2.726	69.24	3.040	77.22	2.564	65.13
B45DHR	45	2.200	55.88	2.300	58.42	2.490	63.25	2.776	70.51	3.090	78.49	2.614	66.40
B46DHR	46	2.250	57.15	2.350	59.69	2.540	64.52	2.826	71.78	3.140	79.76	2.664	67.67
B47DHR	47	2.300	58.42	2.400	60.96	2.590	65.79	2.876	73.05	3.190	81.03	2.714	68.94
B48DHR	48	2.350	59.69	2.450	62.23	2.640	67.06	2.926	74.32	3.240	82.30	2.764	70.21
B49DHR	49	2.400	60.96	2.500	63.50	2.690	68.33	2.976	75.59	3.290	83.57	2.814	71.48
B50DHR	50	2.450	62.23	2.550	64.77	2.740	69.60	3.026	76.86	3.340	84.84	2.864	72.75
B51DHR	51	2.500	63.50	2.600	66.04	2.790	70.87	3.076	78.13	3.390	86.11	2.914	74.02
B52DHR	52	2.550	64.77	2.650	67.31	2.840	72.14	3.126	79.40	3.440	87.38	2.964	75.29
B53DHR	53	2.600	66.04	2.700	68.58	2.890	73.41	3.176	80.67	3.490	88.65	3.014	76.56
B54DHR	54	2.650	67.31	2.750	69.85	2.940	74.68	3.226	81.94	3.540	89.92	3.064	77.83
B55DHR	55	2.700	68.58	2.800	71.12	2.990	75.95	3.276	83.21	3.590	91.19	3.114	79.10
B56DHR	56	2.750	69.85	2.850	72.39	3.040	77.22	3.326	84.48	3.640	92.46	3.164	80.37
B57DHR	57	2.800	71.12	2.900	73.66	3.090	78.49	3.376	85.75	3.690	93.73	3.214	81.64
B58DHR	58	2.850	72.39	2.950	74.93	3.140	79.76	3.426	87.02	3.740	95.00	3.264	82.91
B59DHR	59	2.900	73.66	3.000	76.20	3.190	81.03	3.476	88.29	3.790	96.27	3.314	84.18
B60DHR	60	2.950	74.93	3.050	77.47	3.240	82.30	3.526	89.56	3.840	97.54	3.364	85.45
B61DHR	61	3.000	76.20	3.100	78.74	3.290	83.57	3.576	90.83	3.890	98.81	3.414	86.72
B62DHR	62	3.050	77.47	3.150	80.01	3.340	84.84	3.626	92.10	3.940	100.08	3.464	87.99
B63DHR	63	3.100	78.74	3.200	81.28	3.390	86.11	3.676	93.37	3.990	101.35	3.514	89.26
B64DHR	64	3.150	80.01	3.250	82.55	3.440	87.38	3.726	94.64	4.040	102.62	3.564	90.53
B65DHR	65	3.200	81.28	3.300	83.82	3.490	88.65	3.776	95.91	4.090	103.89	3.614	91.80

PART NUMBER	NO OF POS.	A±.005[0.13]		B±.005[0.13]		C±.015[0.38]		D±.010[0.25]		E±.020[0.51]		F±.010[0.25]	
		IN	MM	IN	MM	IN	MM	IN	MM	IN	MM	IN	MM
B66DHR	66	3.250	82.55	3.350	85.09	3.540	89.92	3.826	97.18	4.140	105.16	3.664	93.07
B67DHR	67	3.300	83.82	3.400	86.36	3.590	91.19	3.876	98.45	4.190	106.43	3.714	94.34
B68DHR	68	3.350	85.09	3.450	87.63	3.640	92.46	3.926	99.72	4.240	107.70	3.764	95.61
B69DHR	69	3.400	86.36	3.500	88.90	3.690	93.73	3.976	100.99	4.290	108.97	3.814	96.88
B70DHR	70	3.450	87.63	3.550	90.17	3.740	95.00	4.026	102.26	4.340	110.24	3.864	98.15
B71DHR	71	3.500	88.90	3.600	91.44	3.790	96.27	4.076	103.53	4.390	111.51	3.914	99.42
B72DHR	72	3.550	90.17	3.650	92.71	3.840	97.54	4.126	104.80	4.440	112.78	3.964	100.69
B73DHR	73	3.600	91.44	3.700	93.98	3.890	98.81	4.176	106.07	4.490	114.05	4.014	101.96
B74DHR	74	3.650	92.71	3.750	95.25	3.940	100.08	4.226	107.34	4.540	115.32	4.064	103.23
B75DHR	75	3.700	93.98	3.800	96.52	3.990	101.35	4.276	108.61	4.590	116.59	4.114	104.50
B76DHR	76	3.750	95.25	3.850	97.79	4.040	102.62	4.326	109.88	4.640	117.86	4.164	105.77
B77DHR	77	3.800	96.52	3.900	99.06	4.090	103.89	4.376	111.15	4.690	119.13	4.214	107.04
B78DHR	78	3.850	97.79	3.950	100.33	4.140	105.16	4.426	112.42	4.740	120.40	4.264	108.31
B79DHR	79	3.900	99.06	4.000	101.60	4.190	106.43	4.476	113.69	4.790	121.67	4.314	109.58
B80DHR	80	3.950	100.33	4.050	102.87	4.240	107.70	4.526	114.96	4.840	122.94	4.364	110.85
B81DHR	81	4.000	101.60	4.100	104.14	4.290	108.97	4.576	116.23	4.890	124.21	4.414	112.12
B82DHR	82	4.050	102.87	4.150	105.41	4.340	110.24	4.626	117.50	4.940	125.48	4.464	113.39
B83DHR	83	4.100	104.14	4.200	106.68	4.390	111.51	4.676	118.77	4.990	126.75	4.514	114.66
B84DHR	84	4.150	105.41	4.250	107.95	4.440	112.78	4.726	120.04	5.040	128.02	4.564	115.93
B85DHR	85	4.200	106.68	4.300	109.22	4.490	114.05	4.776	121.31	5.090	129.29	4.614	117.20
B86DHR	86	4.250	107.95	4.350	110.49	4.540	115.32	4.826	122.58	5.140	130.56	4.664	118.47
B87DHR	87	4.300	109.22	4.400	111.76	4.590	116.59	4.876	123.85	5.190	131.83	4.714	119.74
B88DHR	88												