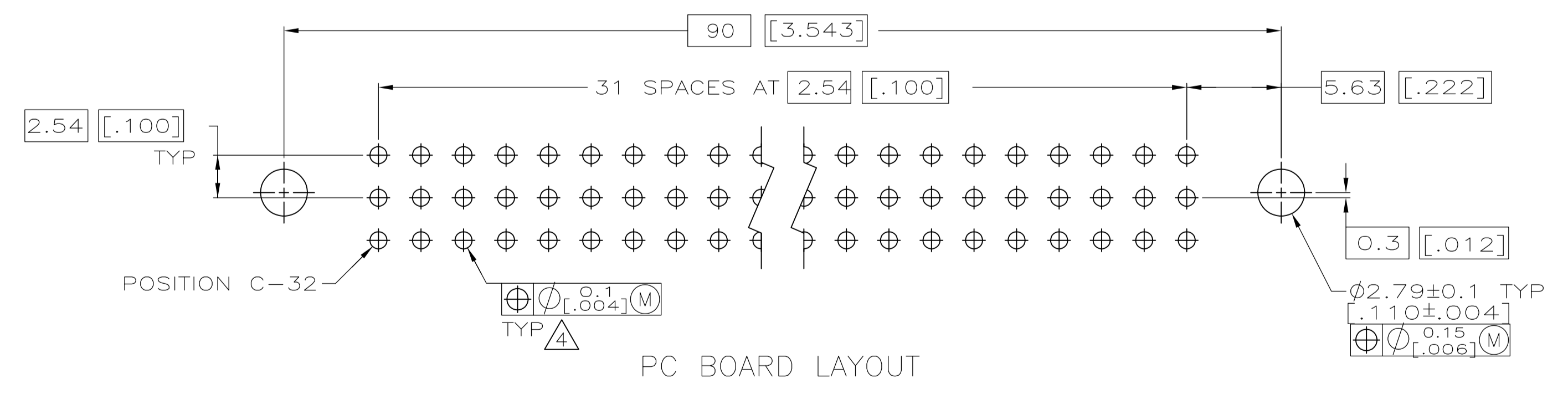
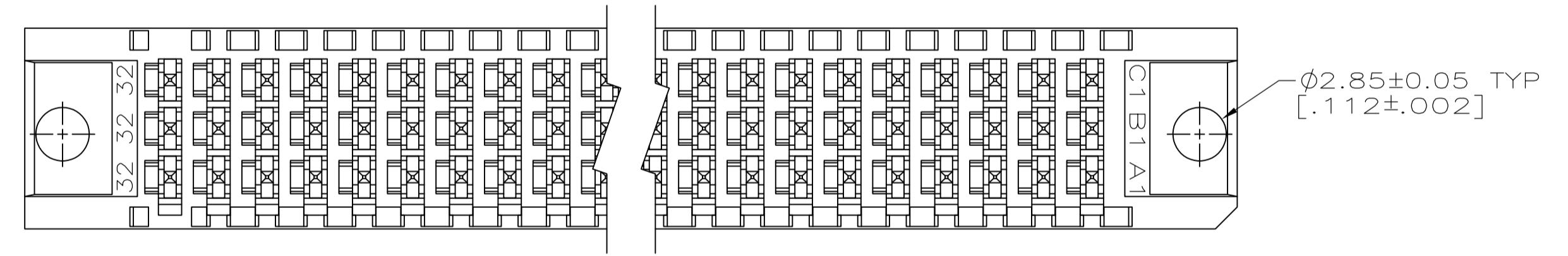
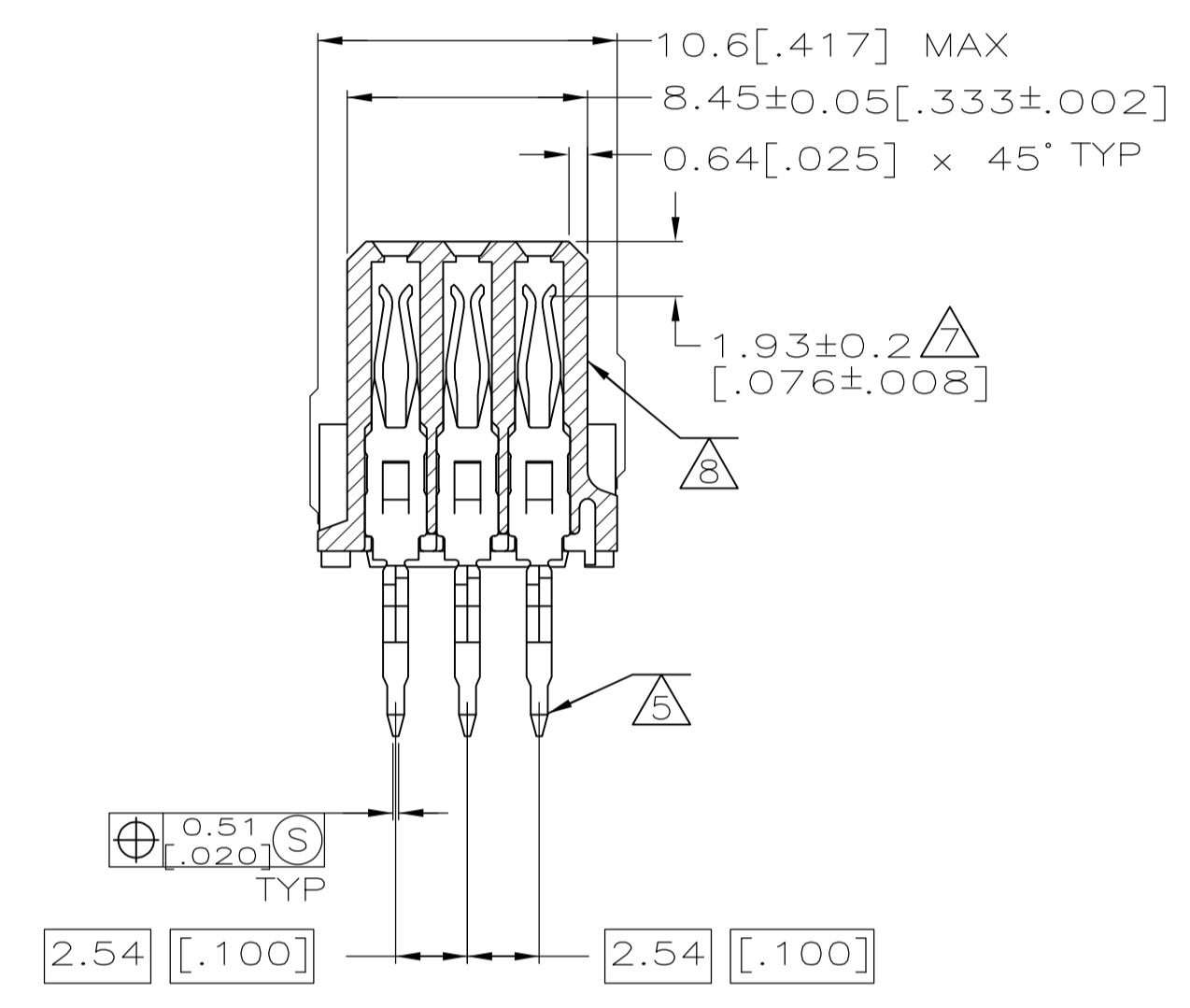
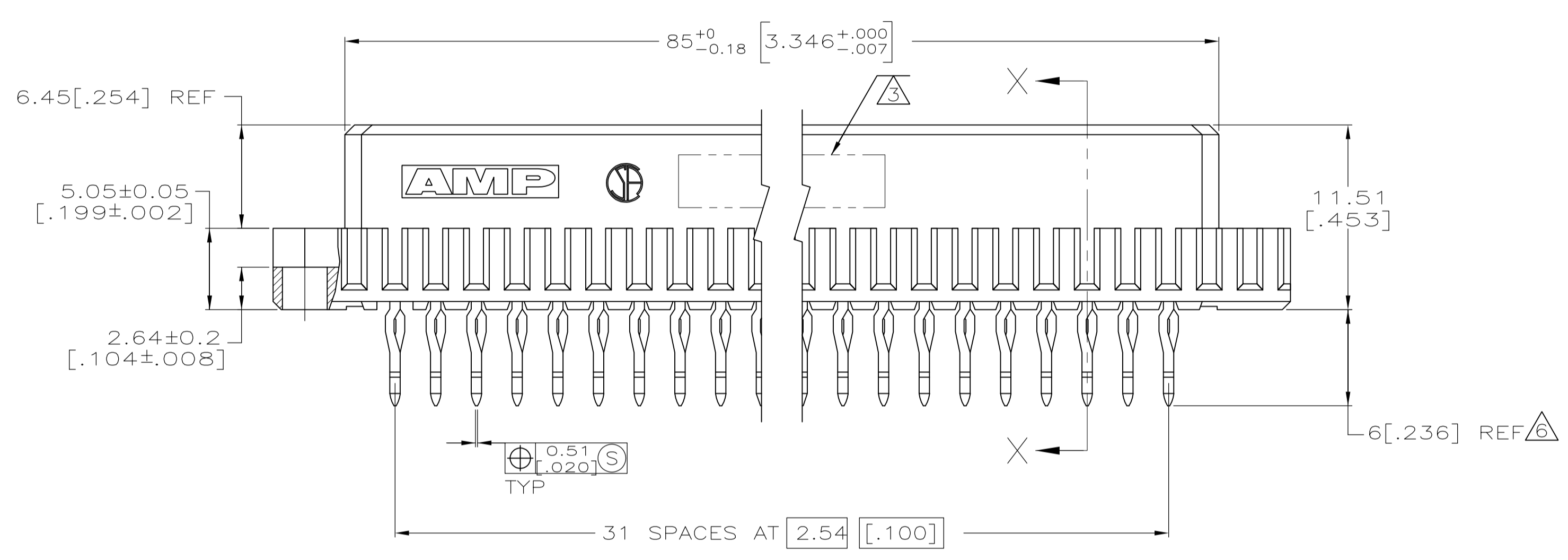
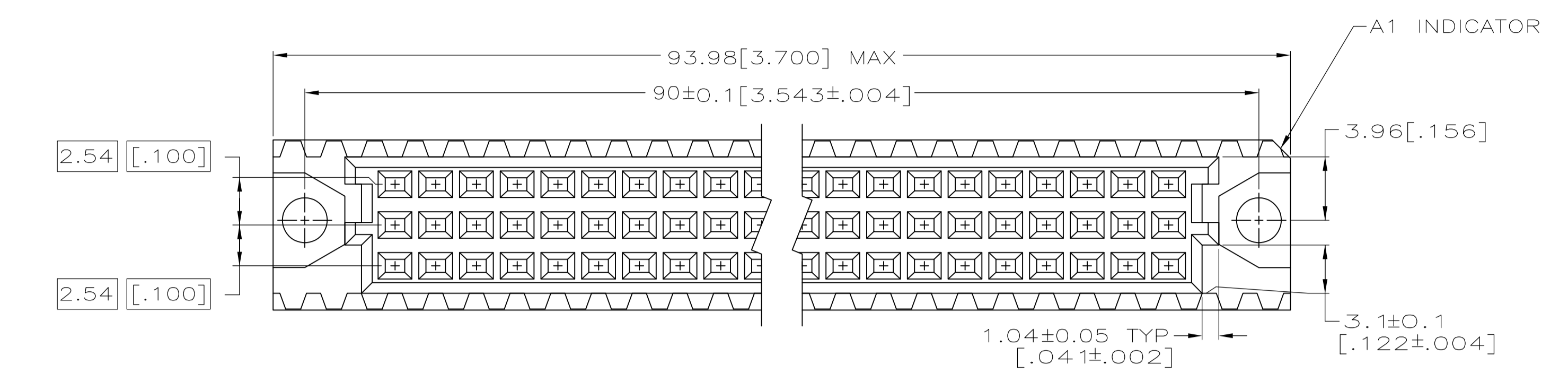


LOC		DIST		REVISIONS			
AD	25	REV	DATE	BY	CHK	APPV	
E		REVISED PER EC 0512-0552-04	15SEP05	JDP		DD	
E1		REVISED PER ECO-09-013609	10JUL09	AEG		DB	

- ① HOUSING MATERIAL: GLASS-FILLED POLYESTER. COLOR: GRAY.
- ② CONTACT MATERIAL: PHOSPHOR BRONZE.
- ③ PART NUMBER AND DATE CODE HOT STAMPED IN THIS APPROXIMATE AREA.
- ④ ACTION PIN POSTS REQUIRE 1.57[.062] MINIMUM THICK PC BOARD. RECOMMENDED PC BOARD DRILLED HOLES ARE 1.15±0.025[.0453±.0010] DIAMETER WITH 0.02-0.08[.001-.003] COPPER AND 0.008[.0003] MINIMUM TIN-LEAD PLATING. FINISHED HOLE AFTER PLATING IS 1.02±0.08[.040±.002] DIAMETER.
- ⑤ CONTACT FINISH: DIN 41612 CLASS 2 IN CONTACT AREA. TIN-LEAD PLATE ON POSTS.
- ⑥ TAIL LENGTH AFTER SEATING IN PC BOARD.
- ⑦ CONTACT POINT AFTER SEATED IN PC BOARD.
- ⑧ HOT STAMPING ON THIS SIDE.



148120-5
PART NUMBER

THIS DRAWING IS A CONTROLLED DOCUMENT.		DIN L BRINER 12/15/94	Tyco Electronics Corporation Harrisburg, Pa 17105-3608	
DIMENSIONS: mm [INCHES]		CHK R PATTERSON 12/20/94	NAME R PATTERSON 12/20/94	
TOLERANCES UNLESS OTHERWISE SPECIFIED:		PRODUCT SPEC		
0 PLC ± -		APPLICATION SPEC		
1 PLC ± -		SIZE CAGE CODE DRAWING NO		
2 PLC ± 0.13[.005]		RESTRICTED TO		
3 PLC ± -		WEIGHT		
4 PLC ± -		A1 00779 C=148120		
ANGLES ± -		CUSTOMER DRAWING		
MATERIAL ①/②		SCALE 4:1 SHEET 1 OF 1 REV E1		
FINISH ⑤				