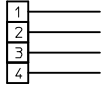
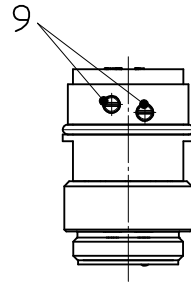
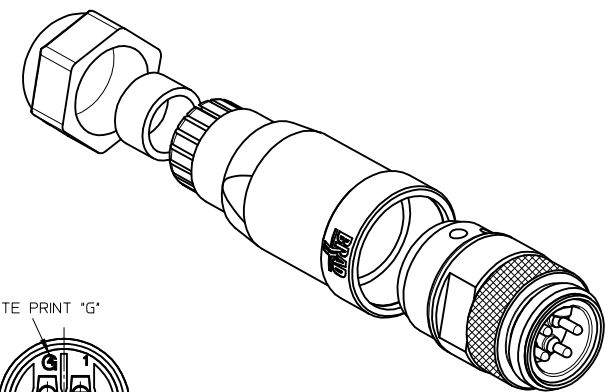
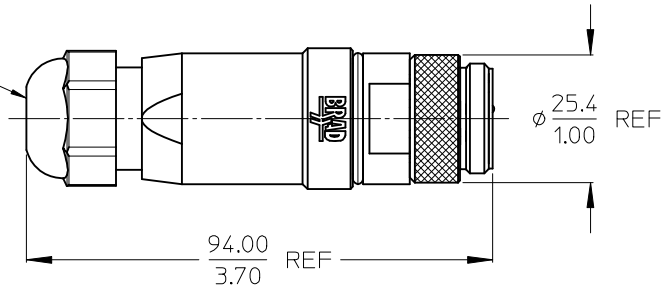


10 9 8 7 6 5 4 3 2 1

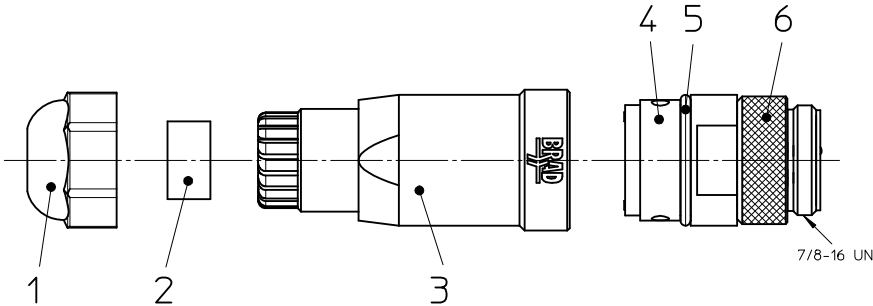
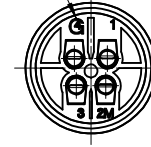
WIRING CHART



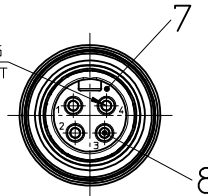
O.D. CABLE RANGE  
5.0-12.0/0.20-0.48



WHITE PRINT "G"



LEADING CONTACT



MALE FACE VIEW

7/8-16 UN

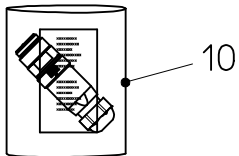
NOTES:

1. ELECTRICAL SPECIFICATIONS:

VOLTAGE RATING: 600VAC  
 AMPERAGE RATING: 15 AMPS  
 PROTECTION: IP67  
 OPERATING TEMPERATURE: -20°C to 80°C

2. UL CERTIFICATIONS: UL LISTED AND CULUS LISTED.  
 FILE NUMBER E258922

3. POLYBAG: PRINTING SEE NO.: 1300170058 1A4006-34PWR



ENG. NO.: 1A4006-34PWR

ITEM	QTY	COMPONENT	MATERIAL	FINISH
1	1	HUT NUT PG13.5	PA	BK
2	1	GASKET MO	NITRILE	BK
3	1	HOUSING FA	PA	BK
4	1	INSERT MA REAR	PA	BK
5	1	GASKET OR	NBR	BK
6	1	COUPLING NUT	BRASS	NI PLATED
7	1	INSERT MA FRONT	SANTOPRENE	BK
8	4	CONTACT MA	COPPER ALLOY	AU PLATED
9	4	SCREW M3x5	BRASS	ZN
10	1	POLYBAG 200x200x0.050	PE	-

ENTER DESCRIPTION EC NO: IPG2013-2008 DRW:RSCHIEBER 2013/07/16 CHKD:APOHL 2013/07/16 APPR:CBURGER 2013/07/16	QUALITY SYMBOLS	GENERAL TOLERANCES (UNLESS SPECIFIED)	DIMENSION STYLE	SCALE	DESIGN UNITS	THIRD ANGLE PROJECTION
	▽=0 ∇=0	4 PLACES ± --- ± --- 3 PLACES ± --- ± .005 2 PLACES ± 0.13 ± .010 1 PLACE ± 0.25 ± .020 0 PLACE ± --- ± --- ANGULAR ± 1/2°	MM/IN mm INCH	1:1	METRIC	

DRAWN BY	DATE	TITLE
RSCHIEBER	2013/05/22	FA MC 4P AC MA STR PG13.5 UNSH BK PA AU
CHECKED BY	DATE	
APOHL	2013/05/23	
APPROVED BY	DATE	
CBURGER	2013/05/27	
MATERIAL NO.	DOCUMENT NO.	SHEET NO.
1300170058	SD-130017-017	1 OF 1

SIZE	THIS DRAWING CONTAINS INFORMATION THAT IS PROPRIETARY TO MOLEX INCORPORATED AND SHOULD NOT BE USED WITHOUT WRITTEN PERMISSION
A3	

9 8 7 6 5 4 3 2 1