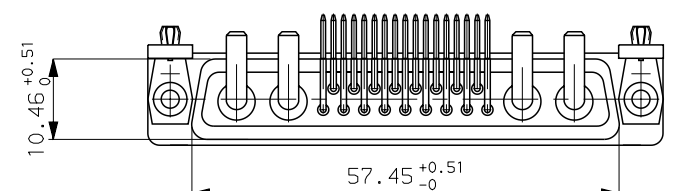
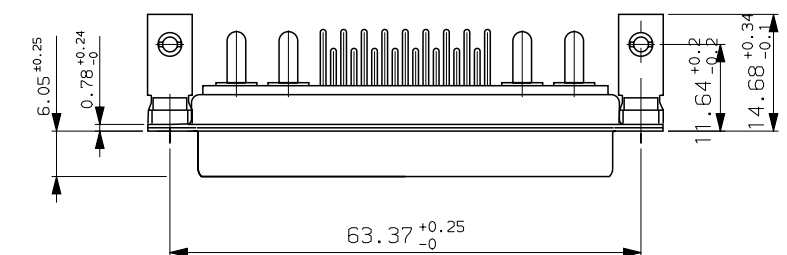
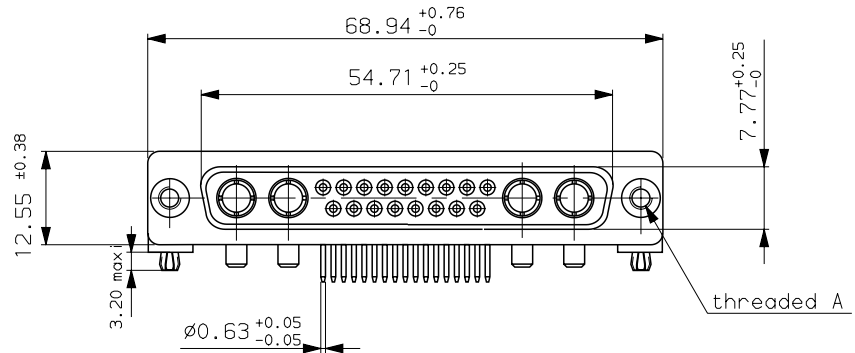
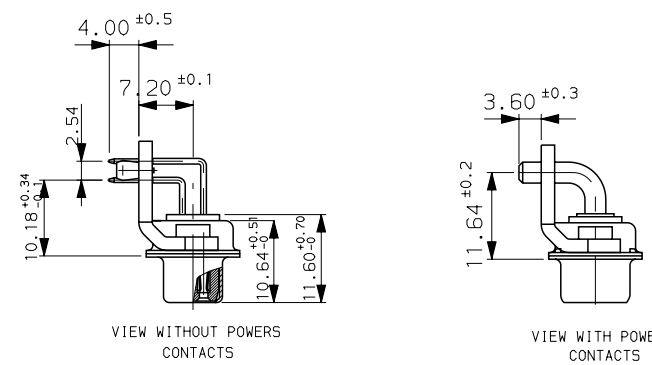
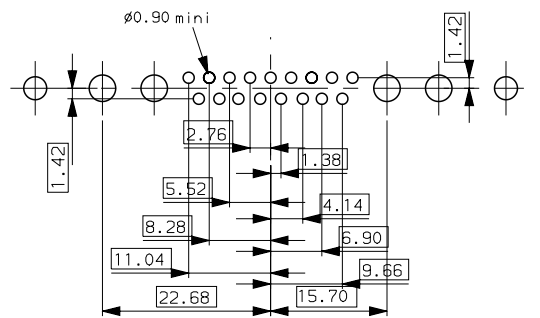


GENERAL CHARACTERISTICS : SEE DRAWING C01-8639-0000



LAYOUT DIMENSIONS (after plating)
CONNECTOR SIDE VIEW



DCL21WA4S500G40	M3
PART NUMBER	Threaded A

b	07/10/03	update	--
ISS	DATE	Lastest modification by : DEBRAY.T	MOD N°
Designed by: JOUBERT date: 03/12/96		Type of drawing: CLIENT	
Checked by : FONTENEAU date: --		Released by: --	
TITLE : SOCKET CONNECTORS WITH RIGHT ANGLES CONTACTS			
SCALE	Special mfg: --	MATERIAL: --	N°: --
1.5	item list n°: --	--	--
	General Linear Tolerances: --	General machining surface texture: -- <input checked="" type="checkbox"/>	Geometrical Tolerances see NF E 04-552
	SHEET 01		
	FRAMATOME CONNECTORS FRANCE Rue Louis Breguet - BP 05 72024 LE MANS Cedex Tel. 33 (16) 43.84.08.43		This document is the property of FRAMATOME CONNECTORS FRANCE. It must not be reproduced or communicated without permission in writing Flow the owners
	FORMAT A3	SOURIAU DRG N° C01-8639-0656	PROJECT M94D001