
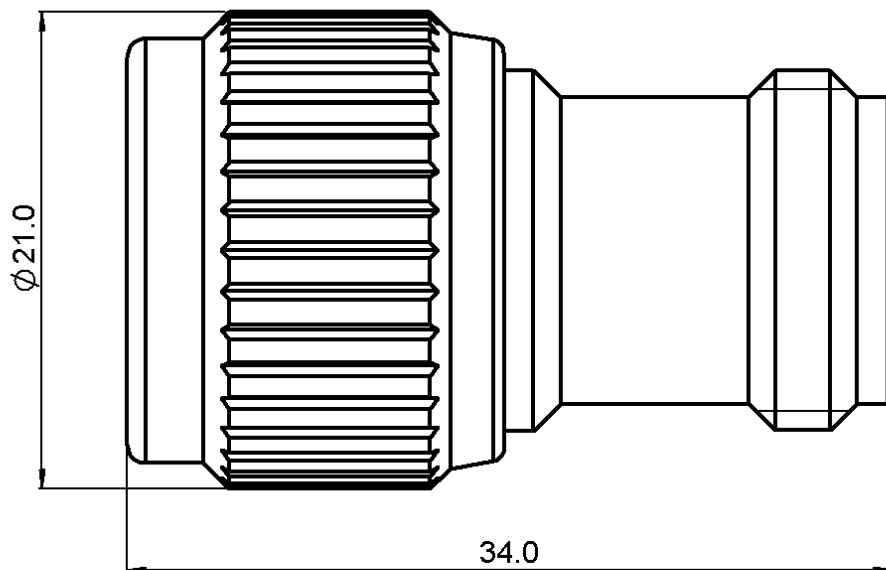
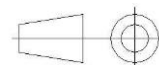


PAGE 1/2	ISSUE 13-11-19A	SERIES DC BLOCK	PART NUMBER <b>R443171000</b>
----------	-----------------	-----------------	-------------------------------



scale 1/1

All dimensions are in mm. Tolerances according ISO 2768 m-H



COMPONENTS	MATERIALS	PLATING ( $\mu\text{m}$ )
Body	<b>BRASS</b>	<b>NICKEL 2</b>
Male center contact	<b>BRASS</b>	<b>GOLD 0.5 OVER NICKEL 2</b>
Female center contact	<b>BERYLLIUM COPPER</b>	<b>GOLD 0.5 OVER NICKEL 2</b>
Outer contact		
Insulator	<b>PTFE</b>	
Gasket	<b>SILICONE RUBBER</b>	
Substrate		
Resistor		
Others parts		

PAGE 2/2	ISSUE <b>13-11-19A</b>	SERIES <b>DC BLOCK</b>	PART NUMBER <b>R443171000</b>
----------	------------------------	------------------------	-------------------------------

**ELECTRICAL CHARACTERISTICS**

Frequency (GHz)	<b>0.01 - 3</b>	<b>3 - 6</b>
V.S.W.R ( $\leq$ )	<b>1.20</b>	<b>1.40</b>
Deviation( $\pm$ dB)	<b>0.30</b>	<b>0.60</b>

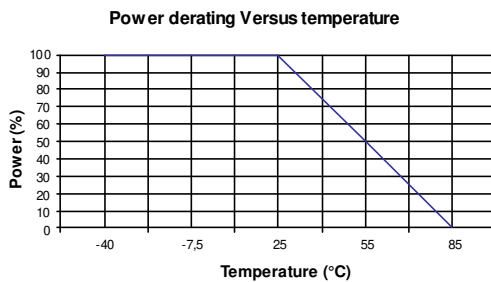
Operating Frequency Range	<b>0.01 - 6 GHz</b>	GHz
Impedance	<b>50</b>	$\Omega$
Main Line Voltage	<b>60</b>	V
Typical capacitance	<b>4700</b>	pF
Average power at 25°C	<b>10</b>	W (Free Air Cooled)
		W (Conduction Cooled)

**MECHANICAL CHARACTERISTICS**

Connectors	<b>N</b>	<b>Male Female</b>	<b>MIL C39012</b>
Weight	<b>42,6700</b>	g	

**ENVIRONMENTAL CHARACTERISTICS**

Operating temperature range	<b>-40/+85</b>	°C
Storage temperature range	<b>-40/+85</b>	°C


**SPECIFICATION**
**OTHER CHARACTERISTICS**