

HDP26-18-21PN-L017 ✓ ACTIVE

DEUTSCH | DEUTSCH HD, DEUTSCH HDP

TE Internal #: HDP26-18-21PN-L017

Housing for Male Terminals, Wire-to-Wire, 21 Position, Sealable, Black, Wire & Cable, Power & Signal, Cable Mount (Free-Hanging), Hybrid

[View on TE.com >](#)



Connectors > Automotive Connectors > Automotive Housings > DEUTSCH HDP20 Housings



Connector & Housing Type: **Housing for Male Terminals**

Mating Pin Diameter: **1.02 mm [.04 in]**

Connector System: **Wire-to-Wire**

Number of Positions: **21**

Sealable: **Yes**

[All DEUTSCH HDP20 Housings \(324\)](#)

Features

Product Type Features

Connector Shape	Circular
Connector & Housing Type	Housing for Male Terminals
Connector System	Wire-to-Wire
Sealable	Yes
Hybrid Connector	No
Primary Locking Feature	Contact Retainer
Connector & Contact Terminates To	Wire & Cable

Configuration Features

Blank Cavity Position	0
Connector Seal Code	N Seal
Number of Positions	21

Electrical Characteristics



Operating Voltage	250 VAC
Nominal Voltage Architecture	12 V, 24 V, 48 V

Body Features

Cable Exit Angle	180°
Primary Product Color	Black

Contact Features

Contact Size	Size 20
Contact Type	Pin
Mating Pin Diameter	1.02 mm[.04 in]
Contact Current Rating (Max)	7.5 A

Mechanical Attachment

Terminal Position Assurance	No
Strain Relief	Add By Accessory
Mating Alignment Type	Guide Slot
Mating Alignment	With
Connector Mounting Type	Cable Mount (Free-Hanging)

Housing Features

Housing Material	PA GF
------------------	-------

Dimensions

Connector Height	43.17 mm[1.7 in]
Product Width	43.17 mm[1.7 in]
Product Length	41.53 mm[1.625 in]
Compatible Insulation Diameter Range	1.02 – 2.41 mm[.04 – .095 in]

Usage Conditions

Operating Temperature (Max)	125 °C[257 °F]
Operating Temperature Range	-55 – 125 °C[-67 – 257 °F]

Operation/Application

Circuit Application	Power & Signal
---------------------	----------------

Industry Standards

Degree of Protection	IP67
UL Flammability Rating	20mm Flame Test per Standard UL-94

Packaging Features



Packaging Quantity	200
--------------------	-----

Packaging Method	Box
------------------	-----

Other

Serviceable	Yes
-------------	-----

Connector Position Assurance Capable	No
--------------------------------------	----

Product Compliance

[For compliance documentation, visit the product page on TE.com>](#)

EU RoHS Directive 2011/65/EU	Compliant
------------------------------	-----------

EU ELV Directive 2000/53/EC	Compliant
-----------------------------	-----------

China RoHS 2 Directive MIIT Order No 32, 2016	No Restricted Materials Above Threshold
---	---

EU REACH Regulation (EC) No. 1907/2006	Current ECHA Candidate List: JUNE 2023 (235) Candidate List Declared Against: JUNE 2023 (235) Does not contain REACH SVHC
--	---

Halogen Content	Not Low Halogen - contains Br or Cl > 900 ppm.
-----------------	--

Solder Process Capability	Not reviewed for solder process capability
---------------------------	--

Product Compliance Disclaimer

This information is provided based on reasonable inquiry of our suppliers and represents our current actual knowledge based on the information they provided. This information is subject to change. The part numbers that TE has identified as EU RoHS compliant have a maximum concentration of 0.1% by weight in homogenous materials for lead, hexavalent chromium, mercury, PBB, PBDE, DBP, BBP, DEHP, DIBP, and 0.01% for cadmium, or qualify for an exemption to these limits as defined in the Annexes of Directive 2011/65/EU (RoHS2). Finished electrical and electronic equipment products will be CE marked as required by Directive 2011/65/EU. Components may not be CE marked. Additionally, the part numbers that TE has identified as EU ELV compliant have a maximum concentration of 0.1% by weight in homogenous materials for lead, hexavalent chromium, and mercury, and 0.01% for cadmium, or qualify for an exemption to these limits as defined in the Annexes of Directive 2000/53/EC (ELV). Regarding the REACH Regulation, the information TE provides on SVHC in articles for this part number is based on the latest European Chemicals Agency (ECHA) 'Guidance on requirements for substances in articles' posted at this URL: <https://echa.europa.eu/guidance-documents/guidance-on-reach>

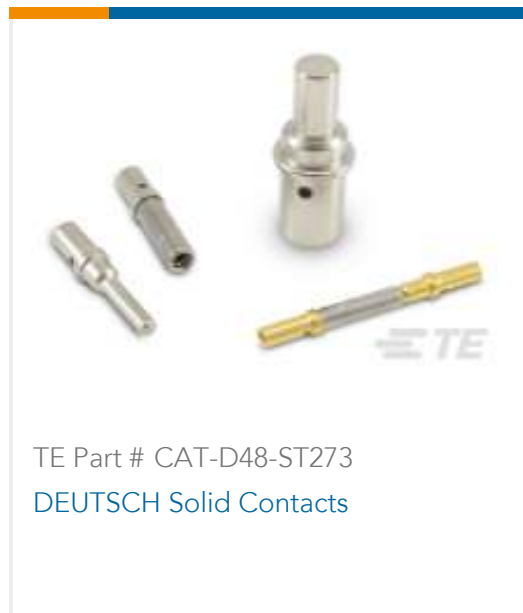
Compatible Parts



TE Part # CAT-D48-SP729
DEUTSCH Sealing Plugs



TE Part # CAT-H396-CH8172
DEUTSCH HDP20 Housings



TE Part # CAT-D48-ST273
DEUTSCH Solid Contacts



TE Part # CAT-H396-B128
DEUTSCH HDP20 Backshells



TE Part # 0411-240-2005
EXT TOOL, SIZE 20, 16-22 AWG, N, RED



TE Part # 1060-20-0622
PIN, SF, SIZE 20, 14-16, NI/NI



TE Part # 1060-20-0144
PIN, SF, SIZE 20, 16-22, AU/SN



TE Part # 1060-20-0222
PIN, SF, SIZE 20, 16-22, NI/NI



TE Part # 1060-20-0122
PIN, SF, SIZE 20, 16-22, NI/NI



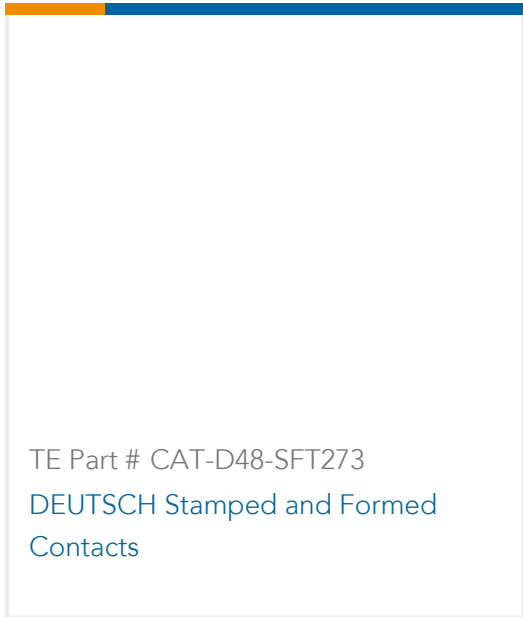
TE Part # 1060-20-0244
PIN, SF, SIZE 20, 16-22, AU/SN



TE Part # 1060-20-0177
PIN, SF, SIZE 20, 16-22, SN/SN



TE Part # 1060-20-0277
PIN, SF, SIZE 20, 16-22, SN/SN

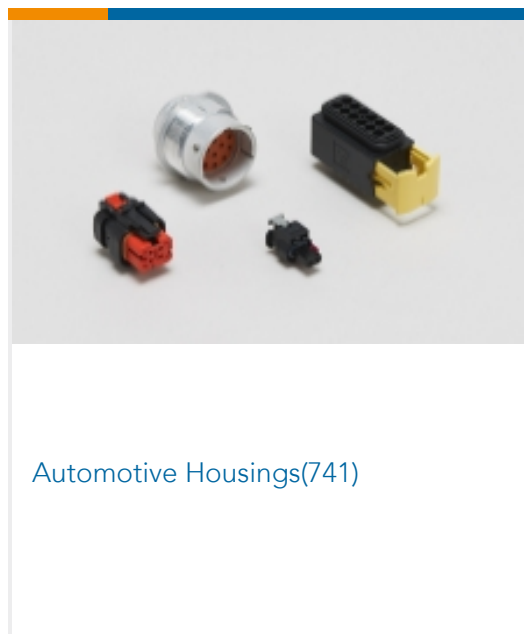


TE Part # CAT-D48-SFT273
DEUTSCH Stamped and Formed Contacts


Also in the Series | **DEUTSCH HD**



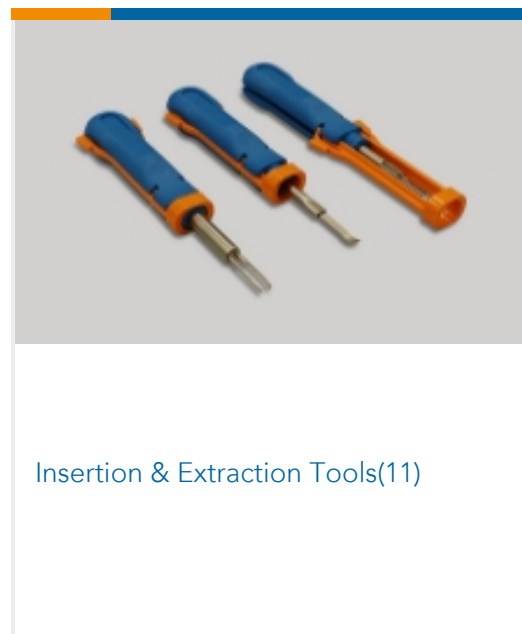
Automotive Connector Caps & Covers (67)



Automotive Housings(741)




Connector Seals & Cavity Plugs(10)



Insertion & Extraction Tools(11)



Other Automotive Connector Accessories(11)



PCB Headers & Receptacles(1)

Also in the Series | DEUTSCH HDP



Automotive Connector Caps & Covers (12)



Automotive Housings(331)



Connector Seals & Cavity Plugs(1)



Insertion & Extraction Tools(11)

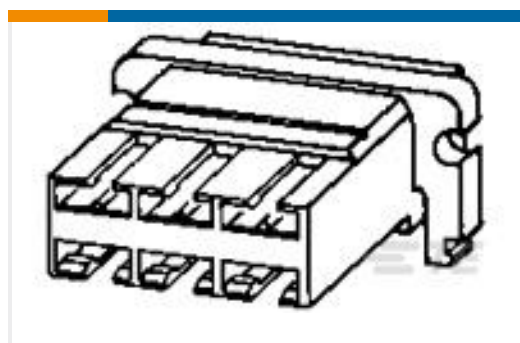


Other Automotive Connector Accessories(5)

Customers Also Bought



TE Part #0460-010-2031
PIN, SOLID, SIZE 20, 16-18AWG, AU



TE Part #962496
FF 250 TAB HSG 1P NYLON CLEAR



TE Part #1-1437597-7
2SWK131AL101=NON UL KEYLOCK SW



TE Part #HDP26-24-9SE-L017
PLG, 9P, BLK, E, RNG, 4/8/12, S



TE Part #1011-248-1205
BKSHL, 12P, BLK, PLG,RA, NW10/13/17



TE Part #2428-016-1805
BKSHL, 18SZ, BLK, ST,NW13/17/19, L017,HDP



TE Part #1452324-3
TAB HOUSING 2.8MM, 4+6POS SEALED



TE Part #6-1718321-3
AMP MCP2.8 RECEPTACLE HSG.,39P



Documents

Product Drawings

PLG, 21P, BLK, N, RNG, 20, P

English

CAD Files

3D PDF

3D

Customer View Model

[ENG_CVM_CVM_HDP26-18-21PN-L017_A.2d_dxf.zip](#)

English

Customer View Model

[ENG_CVM_CVM_HDP26-18-21PN-L017_A.3d_igs.zip](#)

English

Customer View Model

[ENG_CVM_CVM_HDP26-18-21PN-L017_A.3d_stp.zip](#)

English

By downloading the CAD file I accept and agree to the [Terms and Conditions](#) of use.

Datasheets & Catalog Pages

CONNECTOR SELECTOR

English

Product Specifications

Application Specification

English

Agency Approvals

UL Report

English