
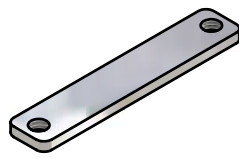




<p>POS. 1</p>  <p>2x JACKSCREW 4-40 UNC with allen wrench head</p>	<p>POS. 2</p>  <p>1x CABLE STRAIN RELIEF</p>
<p>POS. 3</p>  <p>2x COVER SCREW</p>	<p>POS. 4</p>  <p>2x CABLE STRAIN RELIEF SCREW</p>

**NOTES:**

1. HOOD: PBT GF UL 94 V0
2. JACKSCREW 4-40 UNC: STEEL; NICKEL PLATED
3. SCREW FOR STRAIN RELIEF: STEEL; NICKEL PLATED
4. COVER SCREW: STEEL; NICKEL PLATED
5. STRAIN RELIEF: STEEL; NICKEL PLATED
6. FEMALE CONNECTOR 7W2, WITHOUT CONTACTS



APPROVAL # FREIGABE # DEBLOCAGE # AUTORIZACION # APPROVAL	
CUSTOMER APPROVAL DATE:	
NAME:	TITLE:
COMPANY NAME:	
APPROVAL # FREIGABE # DEBLOCAGE # AUTORIZACION # APPROVAL	

THIS DRAWING MAY NOT BE COPIED OR REPRODUCED IN ANY WAY, AND MAY NOT BE PASSED ON TO A THIRD PARTY WITHOUT WRITTEN PERMISSION. OWNERSHIP AND COPYRIGHT OF CONEC GmbH			
DO NOT ALTER CAD DRAWING BY HAND			
rev.	description	date	name

tolerance	ISO 2768-m
dim. in mm	
date	name
drawn	17.12.07 Schmidt
appd.	17.12.07 Mickenbecker
norm	
d-old	
<b>CONEC</b>	

scale:	2:1	
material:	see notes	
title:		
<b>PLASTIC HOOD</b> with 7W2 Female Crimp Connector straight cable exit		
dwg no:	Inventor 10	DIN-A3
	13K3A2364	sh: 1
part no:	13-000370	