



# SMT Mini Ultra-Wideband Transformers UWB



- 3 dB bandwidth: 1 MHz to 8.5 GHz
- 1/4 Watt RF input power
- 250 mA max current rating
- AEC-Q200 Grade 1 (−40°C to +125°C)

**Core material** Ferrite

**Environment** RoHS compliant, halogen free

**Terminations** RoHS compliant tin-silver-copper over silver-platinum-glass frit. Other terminations available at additional cost.

**Weight** 85 – 105 mg

**Ambient temperature** −40°C to +125°C

**Maximum part temperature** +140°C

**Storage temperature** Component: −40°C to +140°C.

Tape and reel packaging: −40°C to +80°C

**Resistance to soldering heat** Max three 40 second reflows at +260°C, parts cooled to room temperature between cycles

**Moisture Sensitivity Level (MSL)** 1 (unlimited floor life at <30°C / 85% relative humidity)

**Packaging** 750/7" reel; 2500/13" reel; Plastic tape: 12 mm wide, 0.4 mm thick, 8 mm pocket spacing, 3.05 mm pocket depth

**PCB washing** Tested to MIL-STD-202 Method 215 plus an additional aqueous wash. See [Doc787\\_PCB\\_Washing.pdf](#).

Part number <sup>1</sup>	Impedance ratio pri:sec	Bandwidth (MHz)	Insertion loss max (dB)	L min <sup>2</sup> (µH)	DCR max <sup>3</sup> (mOhm)
UWB1-85E_	1:1	1 – 8500	1.50	3.6	45
UWB2-50E_4	1:2	0.5 – 5000	1.50	7.5	71
UWB4-45E_4	1:4	0.5 – 4500	1.30	7.5	71

1. When ordering, please specify **packaging** code:

↓  
**UWB4-45EC**

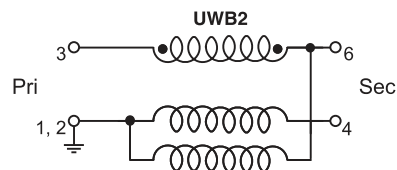
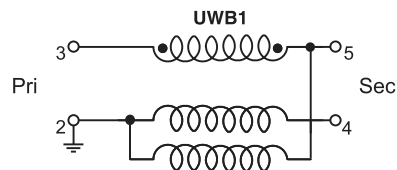
**Termination:** **E** = RoHS compliant tin-silver-copper over silver-platinum-glass frit.  
Special order: **S** = non-RoHS tin-lead (63/37).

**Packaging:** **C** = 7" machine-ready reel. EIA-481 embossed plastic tape (750 parts per full reel). Quantities less than full reel available: in tape (not machine ready) or with leader and trailer (\$25 charge).

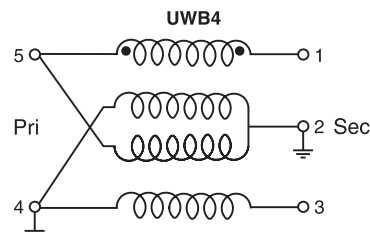
**D** = 13" machine-ready reel. EIA-481 embossed plastic tape. Factory order only, not stocked (2500 parts per full reel).

- Inductance measured per winding at 100 KHz, 0.1 V, 0 Adc on an Agilent/HP 4192 or equivalent.
- DCR measured per winding on a micro-ohmmeter.
- AEC qualification due for completion Q2 2021.
- Electrical specifications at 25°C. Measurements are referenced to 50 Ohms. Refer to Doc 362 "Soldering Surface Mount Components" before soldering.

## Schematics

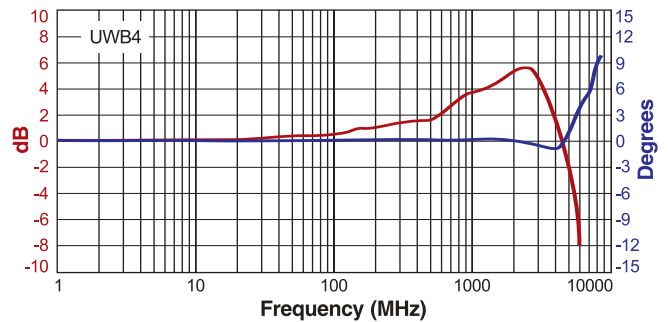
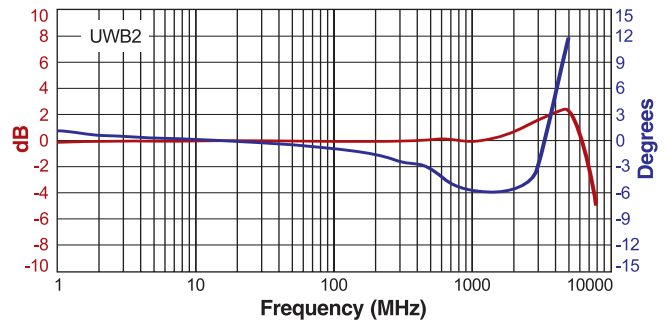
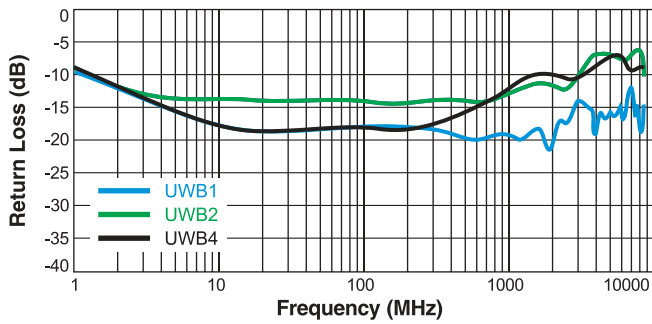
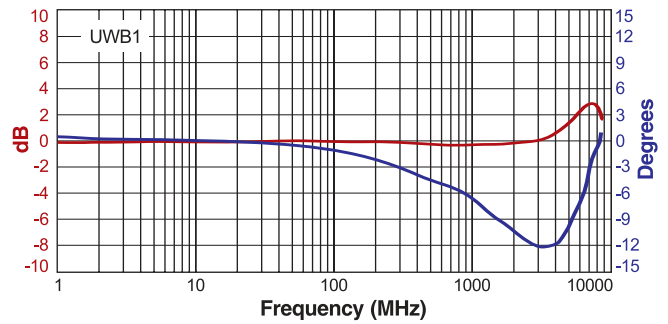
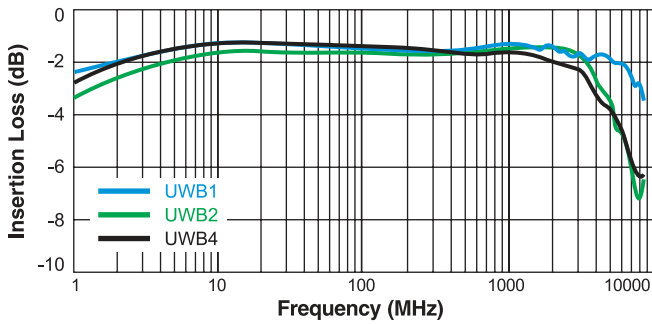


Connect pins 1 and 2 to PC board





# SMT Mini Ultra-Wideband Transformer – UWB



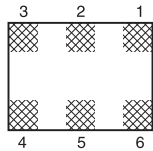
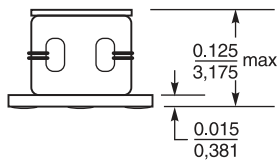
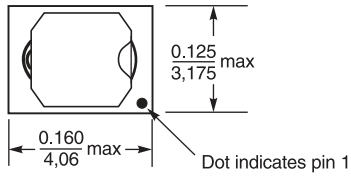
**US** +1-847-639-6400 sales@coilcraft.com  
**UK** +44-1236-730595 sales@coilcraft-europe.com  
**Taiwan** +886-2-2264 3646 sales@coilcraft.com.tw  
**China** +86-21-6218 8074 sales@coilcraft.com.cn  
**Singapore** + 65-6484 8412 sales@coilcraft.com.sg

Document 1586-2 Revised 06/23/23  
 © Coilcraft Inc. 2023  
 This product may not be used in medical or high risk applications without prior Coilcraft approval. Specification subject to change without notice. Please check web site for latest information.



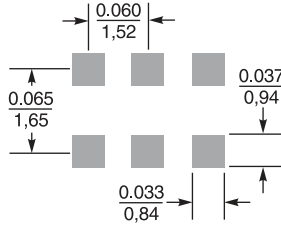
# SMT Mini Ultra-Wideband Transformer – UWB

## Dimensions – UWB1, UWB2

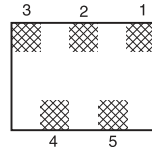
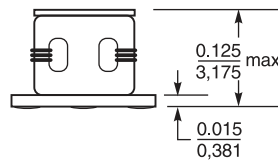
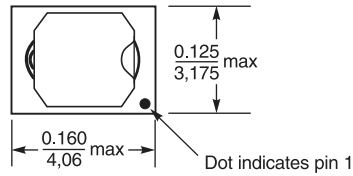


Dimensions are in  $\frac{\text{inches}}{\text{mm}}$

### Recommended Land Pattern



## Dimensions – UWB4



### Recommended Land Pattern

