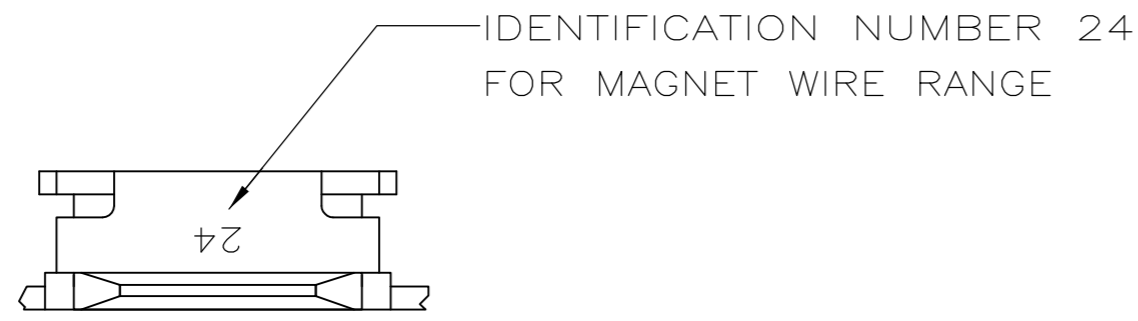
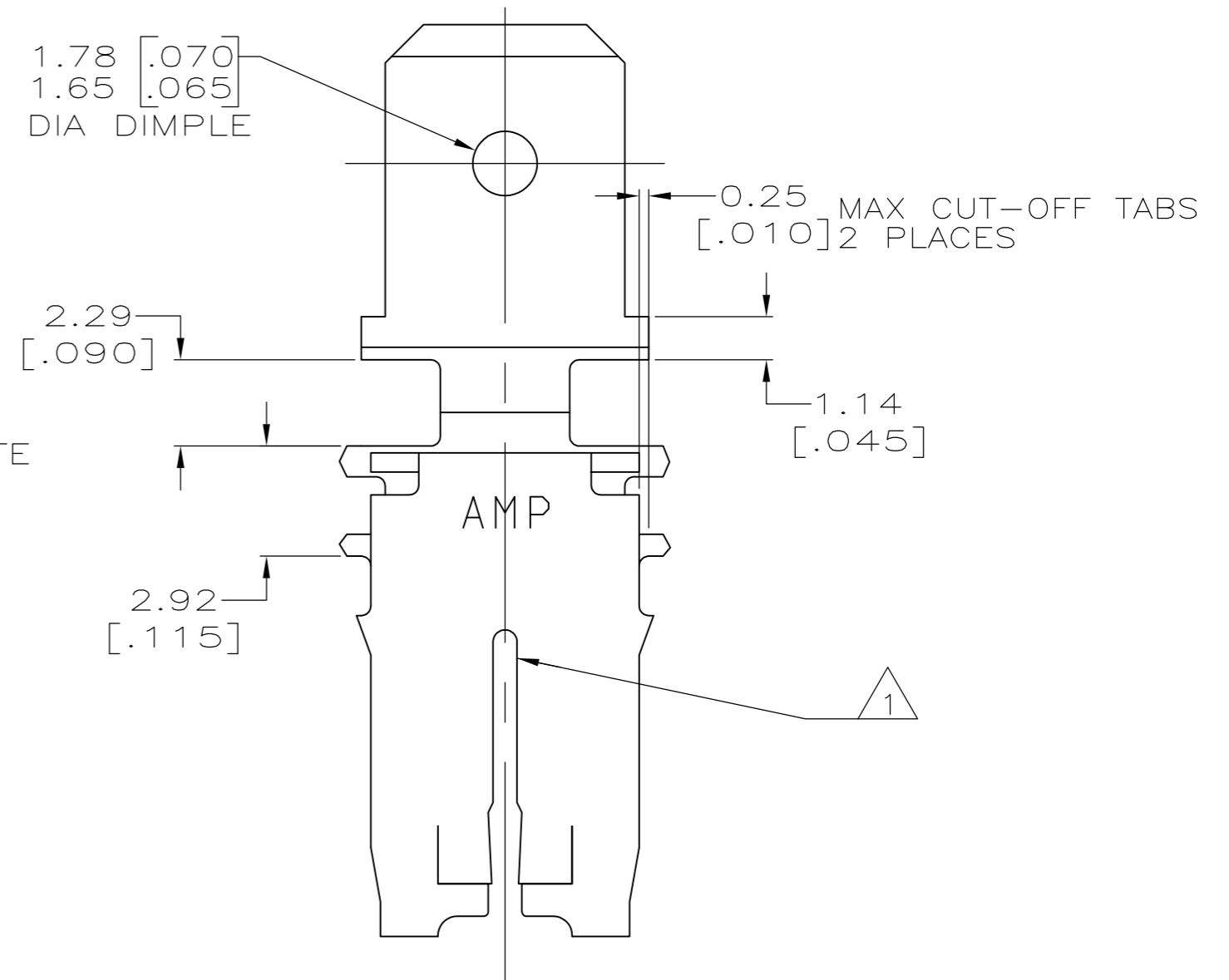
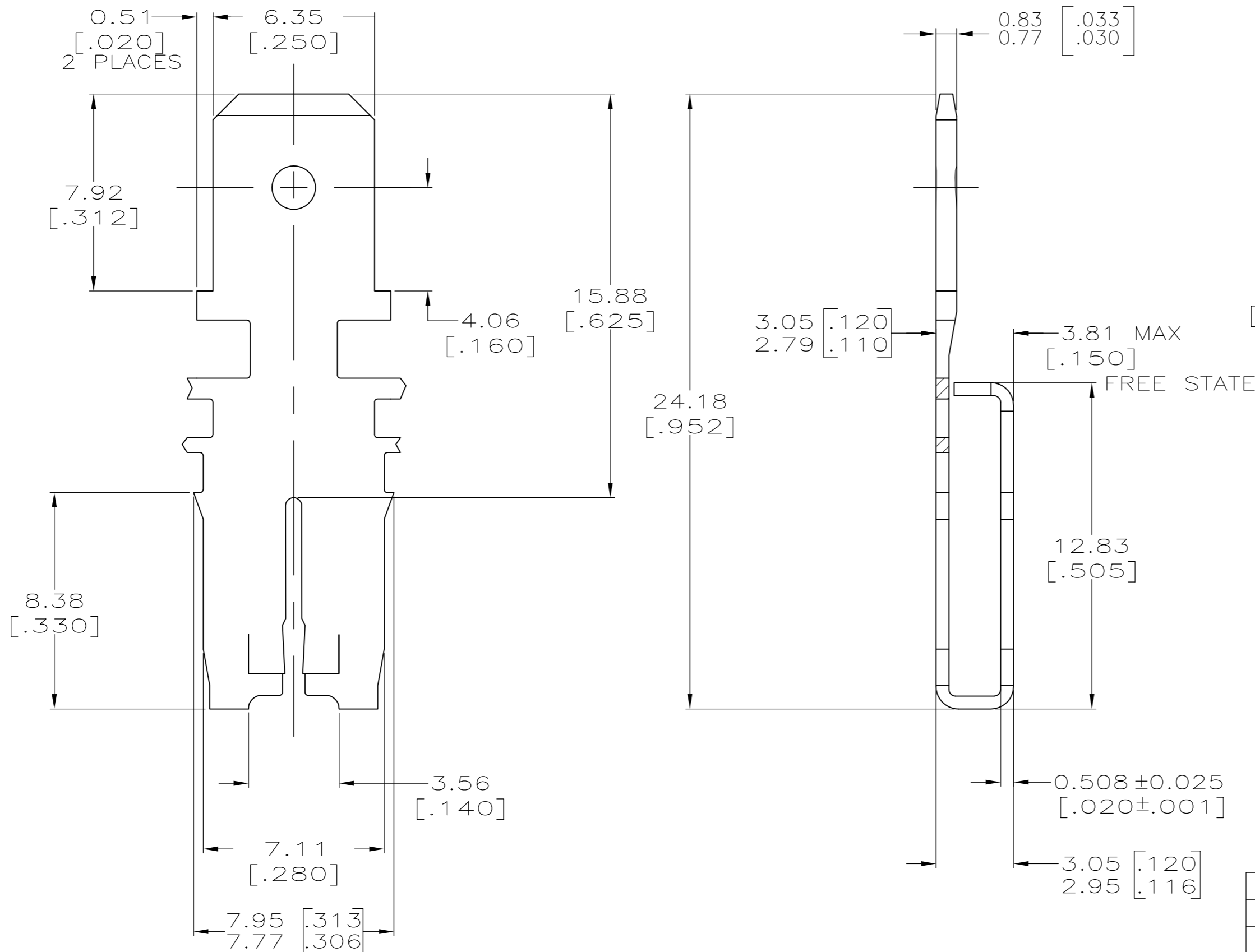


THIS DRAWING IS UNPUBLISHED. RELEASED FOR PUBLICATION  
 © COPYRIGHT - By - ALL RIGHTS RESERVED.

LOC	DIST	REVISIONS			
P	LTR	DESCRIPTION	DATE	DWN	APVD
AF	50				
		K1 ECR-13-017177	05NOV13	PKS	RRP



- 1 SLOT ACCEPTS 0.91-1.15mm [#19-#17] AWG COPPER MAGNET WIRE. 2 WIRES OF THE SAME SIZE MAX PER SLOT.
- 2 CONTINUOUS STRIP ON REELS WITH TERMINALS LOCATED ON 8.38±0.08[.330±.003] CENTERS.
- 3 VARNISH RESIST OVER TIN PLATE.
- 4 PRELIMINARY - NOT FOR PRODUCTION.



PHOS BRONZE	BOX DOWN, TAB FORWARD	4	62923-4
BRASS	BOX UP, TAB BACK		62923-3
BRASS	BOX UP, TAB FORWARD		62923-2
BRASS	BOX DOWN, TAB FORWARD		62923-1
MATERIAL	REELING, LEFT TO RIGHT		PART NUMBER
THIS DRAWING IS A CONTROLLED DOCUMENT.		DWN	08JUL98
DIMENSIONS: mm [INCHES]		CHK	10AUG98
TOLERANCES UNLESS OTHERWISE SPECIFIED:		APVD	08SEP98
0 PLC ± -	1 PLC ± -	NAME	
2 PLC ± 0.25[.010]	3 PLC ± -	TE Connectivity	
4 PLC ± -	ANGLES ± -	TAB, 6.35[.250] FASTON, 500 SERIES MAG-MATE	
MATERIAL SEE TABLE	FINISH 3	PRODUCT SPEC	108-2053
		APPLICATION SPEC	114-2066
		WEIGHT	-
		SIZE	A2
		CAGE CODE	00779
		DRAWING NO	C=62923
		RESTRICTED TO	-
		SCALE	6:1
		SHEET	1 OF 1
		REV	K1