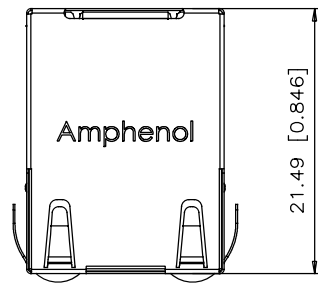


REVISIONS			
REV	DESCRIPTION, ECN, EAR NO.	DATE	APP'D
A	PROPOSAL DRAWING	MAY19/14	L.CHAN
B	PROPOSAL DRAWING	MAY19/15	L.CHAN
C	UPDATE BACK WALL OF SHIELD; ADD SPECIAL LED CODE INSTRUCTION	FEB16/17	L.CHAN

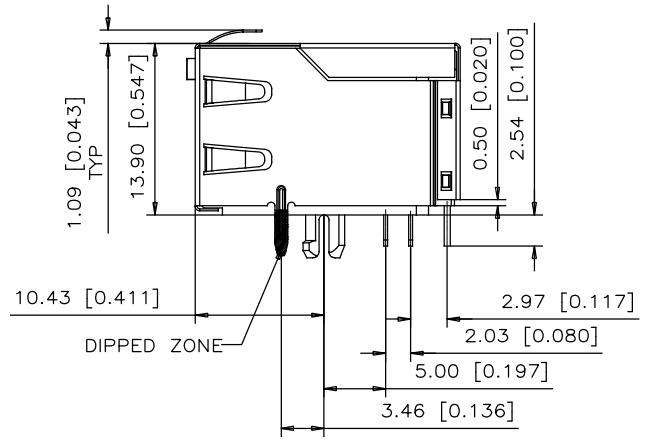
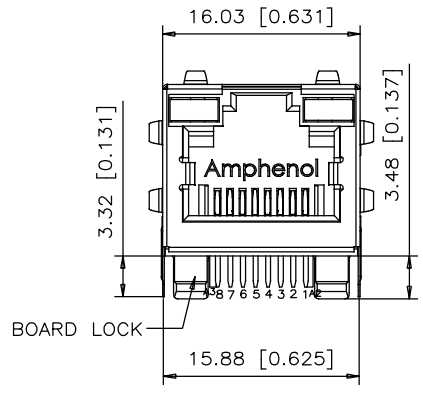


NOTES:

ELECTRICAL:

- VOLTAGE RATING: 125 VAC.
- CURRENT RATING: 1.25 AMP.
- INSULATION RESISTANCE: 500 MEGAOHMS MIN.
- DIELECTRIC STRENGTH: 1000 VAC RMS 60HZ, 1 MIN.
- CATEGORY 6A CHARACTERISTIC:

FREQUENCY MHz	NEAR-END CROSS TALK dB, Min.	RETURN LOSS dB, Min.	INSERTION LOSS dB, Max.
1.0	75.0	30.0	0.10
4.0	75.0	30.0	0.10
8.0	75.0	30.0	0.10
10.0	74.0	30.0	0.10
16.0	69.9	30.0	0.10
20.0	68.0	30.0	0.10
25.0	66.0	30.0	0.10
31.25	64.1	30.0	0.11
62.5	58.1	30.0	0.16
100.0	54.0	28.0	0.20
200.0	48.0	22.0	0.28
250.0	46.0	20.0	0.32
300.0	42.9	18.5	0.35
400.0	37.9	16.0	0.40
500.0	34.0	14.0	0.45



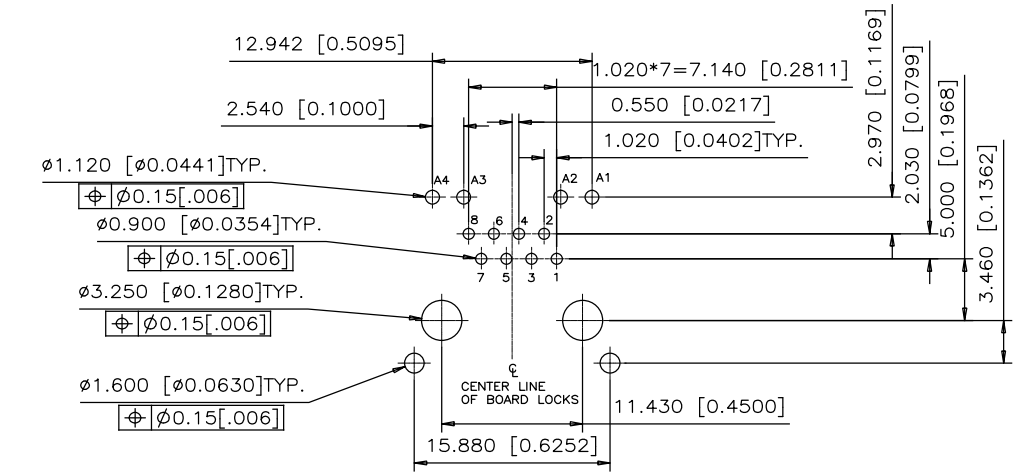
MECHANICAL:

- SHIELD: STAINLESS STEEL, WITH TIN-DIP ON SOLDER TABS.
- HOUSING: HIGH TEMP THERMOPLASTIC. UL 94V-0.
- CONTACT: COPPER ALLOY
SELECTIVE GOLD PLATING FOR MATING SURFACE,
50u" NICKEL UNDERPLATE
100u" MATTE TIN PLATING ON CONTACT SOLDER TAIL.

ENVIRONMENTAL:

- STORAGE: -40° TO +85°.
- OPERATION: -40° TO +85°.

MATES WITH MODULAR PLUG CONFORMING TO TIA-1096 STANDARD.
RECOMMENDED SOLDER PROCESS: WAVE SOLDER, PEAK TEMPERATURE
260° FOR 10 SECOND.



RECOMMENDED PCB HOLE LAYOUT
SEEN FROM COMPONENT SIDE
TOLERANCE: ±0.05 [0.002]

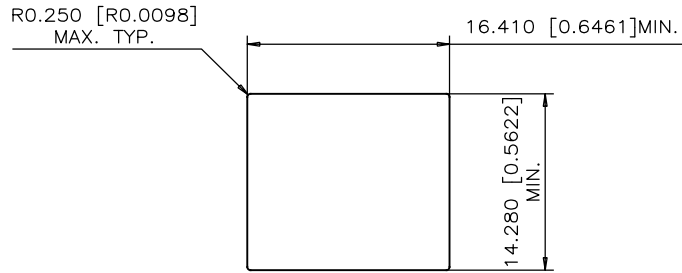
UNLESS SPECIFIED OTHERWISE	DRAWN	KELVIN TANG	MAY 19/14
PRIMARY UNITS MILLIMETERS	CHECKED	LCHAN	MAY 19/14
SECONDARY INCHES	M.E. APP'D	A.CHAN	MAY 19/14
REFERENCE IN PARENTHESES	Q.A. APP'D		
GENERAL TOLERANCES FOR MM	DWG APP'D	A.GREEN	MAY 19/14
1 DECIMAL PLACE ±0.5	ENG. REL. NO.		
2 DECIMAL PLACES ±0.38	REF.		
3 DECIMAL PLACES ±0.10	THIRD ANGLE PROJECTION		

Amphenol Canada Corp.
www.amphenolcanada.com

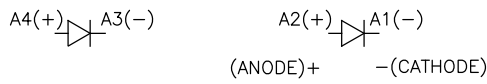
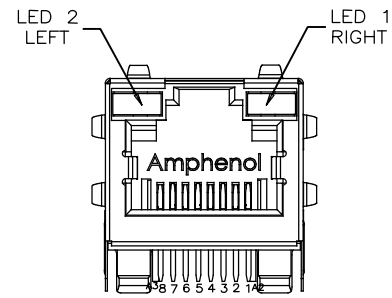
MODULAR JACK, SINGLE PORT, 8P8C,
SHIELDED, TAB UP TYPE WITH LED,
CAT 6A - RoHS COMPLIANT

DWG NO. P-RJE60-188-5XX1

CODE ID NO. 03554 DWG SIZE C SCALE FIT SHEET 1 OF 2



RECOMMENDED PANEL CUTOUT



REVISIONS			
REV	DESCRIPTION, ECN, EAR NO.	DATE	APP'D

AMPHENOL PART NUMBER DESCRIPTION

RJE60-188-5XX1

GOLD PLATING OPTION ——— LED COLOR CODE
 1=6u" GOLD PLATING
 2=15u" MIN. GOLD PLATING
 3=30u" MIN. GOLD PLATING
 4=50u" MIN. GOLD PLATING

CODE	LED 2 (LEFT)	LED 1 (RIGHT)	CODE	LED 2 (LEFT)	LED 1 (RIGHT)	CODE	LED 2 (LEFT)	LED 1 (RIGHT)
0	BLOCKED	BLOCKED	9	GREEN	BLOCKED	J	BiC RD/GR	YELLOW
1	YELLOW	GREEN	A	BiC GR/YE	BiC GR/YE	K	YELLOW	BiC GR/OR
2	BLOCKED	GREEN	B	BiC RD/GR	BiC RD/GR	L	BiC GR/YE	RED
3	YELLOW	BLOCKED	C	BiC RD/GR	BiC GR/YE	M	RED	YELLOW
4	GREEN	YELLOW	D	GREEN	BiC GR/YE	N	BiC GR/RD	BiC GR/YE
5	GREEN	GREEN	E	YELLOW	BiC GR/YE	P	GREEN	BiC RD/GR
6	YELLOW	YELLOW	F	BiC GR/YE	YELLOW	R	BiC GR/OR	GREEN
7	RED	GREEN	G	BiC GR/OR	BiC GR/OR	T	RED	RED
8	GREEN	RED	H	BiC GR/YE	GREEN	V	BiC RD/GR	GREEN
			W	ADDITIONAL OPTIONS				

LED SPECIFICATIONS:

FORWARD VOLTAGE: 1.6 VOLTS TYP.
 REVERSE VOLTAGE: 5.0 VOLTS MIN.
 LUMINOUS INTENSITY: 0.4 mCd MIN.
 (AT IF=2mA)
 STORAGE TEMPERATURE: -40° TO 85° C
 PLATING ON TAILS: TIN OR TIN/COPPER ALLOY OVER SILVER

LEGEND

BiC=BI-COLOR LED
 LOWC=LOW CURRENT LED
 YE=YELLOW
 GR=GREEN
 RE=RED
 OR=ORANGE

PRIMARY COLOR FOR BI-COLOR LEDS IN STANDARD

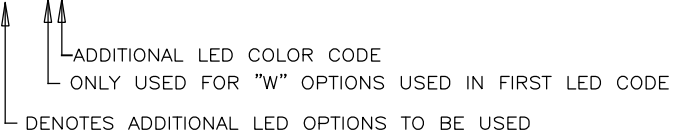
ANODE/CATHODE CONFIGURATION IS:
 RED-GREEN= RED
 RED-YELLOW= RED
 GREEN-YELLOW= GREEN
 GREEN-ORANGE= GREEN

NOTE:

THE TWO DIGITS PRECEDING THE ADDITIONAL LED CODE MUST BE USED IN THE PART NUMBER, WHEN ORDERING ANY OF THE ADDITIONAL LED OPTIONS.

EXAMPLE OF ADDITIONAL LED OPTIONS:

PART NUMBER RJE60-188-54W1-OX



CODE	LED 2 (LEFT)	LED 1 (RIGHT)	CODE	LED 2 (LEFT)	LED 1 (RIGHT)	CODE	LED 2 (LEFT)	LED 1 (RIGHT)
0	DO NOT USE		5	BLOCKED	YELLOW	A	LOWC YE	LOWC YE
1	RED	BLOCKED	6	RED	BiC RD/GR	B	LOWC YE	LOWC GR
2	BiC GR/OR	YELLOW	7	BLOCKED	BiC RD/GR	C	LOWC GR	LOWC YE
3	YELLOW	RED	8	BiC RD/GR	BLOCKED	D	LOWC GR	LOWC GR
4	BLOCKED	RED	9	BiC GR/YE	BLOCKED	M	LOWC RD	LOWC YE
						E	GREEN	ORANGE
						F	ORANGE	GREEN
						G	BiC OR/GR	BiC OR/GR



THIS DOCUMENT CONTAINS PROPRIETARY INFORMATION AND SUCH INFORMATION MAY NOT BE DISCLOSED TO OTHERS FOR ANY PURPOSE OR USED FOR MANUFACTURING PURPOSES WITHOUT WRITTEN PERMISSION FROM AMPHENOL CANADA CORP.

UNLESS SPECIFIED OTHERWISE	DRAWN	KELVIN TANG	MAY 19/14
PRIMARY UNITS MILLIMETERS	CHECKED	LCHAN	MAY 19/14
SECONDARY INCHES	M.E. APP'D	A.CHAN	MAY 19/14
REFERENCE IN PARENTHESES	Q.A. APP'D		
GENERAL TOLERANCES FOR MM	DWG APP'D	A.GREEN	MAY 19/14
1 DECIMAL PLACE ±0.5	ENG. REL. NO.		
2 DECIMAL PLACES ±0.38	REF.		
3 DECIMAL PLACES ±0.10	THIRD ANGLE PROJECTION		
	DO NOT SCALE DRAWING		

Amphenol Canada Corp. www.amphenolcanada.com			
MODULAR JACK, SINGLE PORT, 8P8C, SHIELDED, TAB UP TYPE WITH LED, CAT 6A - RoHS COMPLIANT			
DWG NO.	P-RJE60-188-5XX1		REV C
CODE ID NO. 03554	DWG SIZE C	SCALE FIT	SHEET 2 OF 2