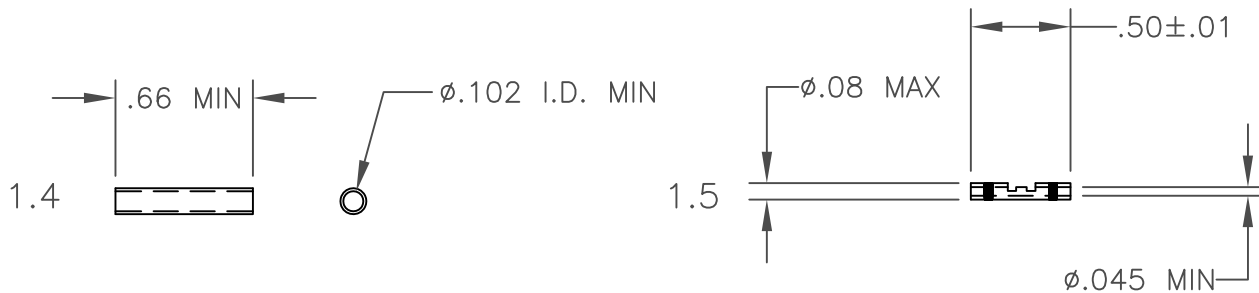
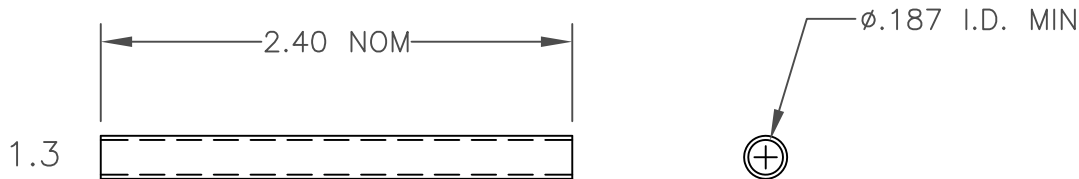
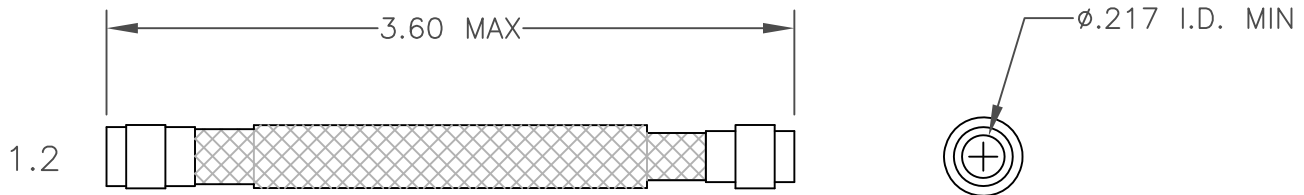
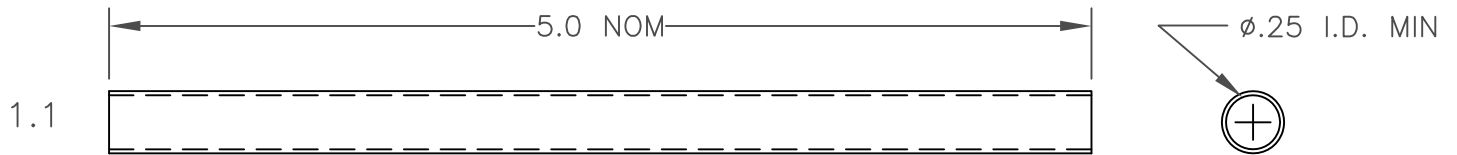


REVISIONS			
LTR	DESCRIPTION	DATE	APPROVED
C	REVISED DWG PER DCR NO. C060215	4/25/06	GMR
D	REVISED DWG PER ECO-11-007423	4/08/11	E.CHEN
D1	ADMINISTRATIVE CHANGE; ITEM 1.5 PER ECO-11-022789	11/11/11	E.CHEN



- 1.1 OUTER HEAT-SHRINKABLE TUBING, WHITE
- 1.2 FLEXIBLE SHIELD JOINT WITH TWO PRE-INSTALLED TERMINATORS.
- 1.3 INNER HEAT-SHRINKABLE TUBING, WHITE.
- 1.4 INSULATION SLEEVES (2), BLUE TRANSLUCENT.
- 1.5 CRIMP FERRULES (2), RED STRIPE CODE.

If this document is printed it becomes uncontrolled. Check for the latest revision

Raychem Databus  
CUSTOMER DRAWING

© 2006-2011 Tyco Electronics Corporation. All Rights Reserved.

UNLESS OTHERWISE SPECIFIED  
DIMENSIONS ARE IN INCHES.  
METRIC DIMENSIONS ARE  
IN BRACKETS.

DECIMALS

.XXX ± .010 [ .25 mm ]  
.XX ± .02 [ .5 mm ]

DRAWN	ZS.O.	5/29/97
APPROVED		
MATERIAL:	_____	
FINISH:	_____	
CAD NAME:	D-150-9708-5a_CD_D1	



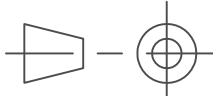
TE Connectivity

TITLE

MIL-STD-1553  
CABLE SPLICE KIT  
LOW OUTGASSING

WEIGHT  
— lbs [ — g ]

THIRD ANGLE  
PROJECTION



SIZE	CODE IDENT. NO.	DWG. NO.	REV
A	06090	D-150-9708-5	D1
DO NOT SCALE THIS DRAWING			SHEET 1 OF 2

1.0 MATERIALS

1.1 OUTER HEAT-SHRINKABLE TUBING: HIGH TEMPERATURE LOW OUTGASSING RAYCHEM RT-220 TUBING, WHITE.

1.2 FLEXIBLE SHIELD JOINT: DOUBLE SHIELD, SILVER PLATED COPPER ENDS, PRE-TINNED WITH Sn96 RMA SOLDER. PRE-INSTALLED TERMINATORS: SLEEVES WITH Sn96 RMA SOLDER PREFORMS, PER QQ-S-571.

1.3 INNER HEAT-SHRINKABLE TUBING: HIGH TEMPERATURE LOW OUTGASSING RAYCHEM RT-220 TUBING, WHITE.

1.4 INSULATION SLEEVES: MODIFIED CROSS-LINKED POLYVINYLIDENE FLUORIDE.

1.5 CRIMP FERRULES PER MIL-S-81824/1-1, EXCEPT NICKEL PLATED.

2.0 APPLICATION

2.1 THIS SPLICE KIT IS DESIGNED TO FACILITATE THE ASSEMBLY OR MAINTENANCE OF PRE-CABLE DIGITAL HARNESS COMPONENTS FOR MIL-STD-1553B AND NASA SPECIFICATION SP-R-0022A.

2.2 TO BE USED WHERE CONTINUOUS FLEXING IS NOT A FUNCTIONAL REQUIREMENT.

2.3 CABLES ACCOMMODATED: 7724S1LL4, 7724S3LL4, 7724S8LL4.

2.4 MINIMUM BEND RADIUS, STATIC 80mm. DYNAMIC: NOT RECOMMENDED.

2.5 INSTALLATION PROCEDURE, AND TOOLING: RAYCHEM RPIP-600-12.

2.6 FOR APPLICATIONS OTHER THAN ABOVE, CONSULT TE TECHNICAL SERVICES.

3.0 TEMPERATURE RATING

3.1 OPERATING TEMPERATURE: -65° TO +150°C, BRIEF EXCURSIONS TO +200°C PERMISSIBLE WITHOUT DEGRADATION.

4.0 PERFORMANCE SPECIFICATIONS

ALL EXPOSED MATERIALS MEET THE REQUIREMENTS OF NASA SPECIFICATION SP-R-0022A.

Raychem Databus  
CUSTOMER DRAWING

If this document is printed it becomes uncontrolled. Check for the latest revision



TE Connectivity

DRAWN ZS.O.	DATE 5/29/97	SIZE A	CODE IDENT. NO. 06090	DWG. NO. D-150-9708-5	REV D1
CAD FILE D-150-9708-5b_CD_D1		DO NOT SCALE THIS DRAWING			SHEET 2 OF 2