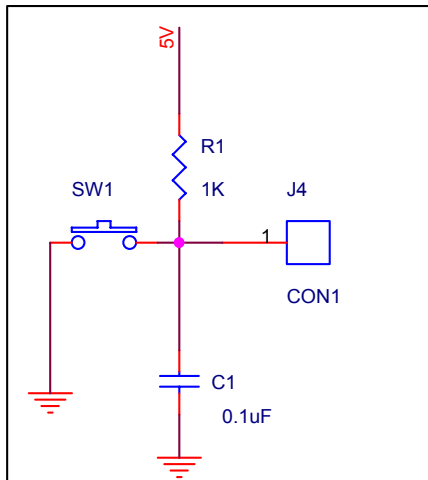
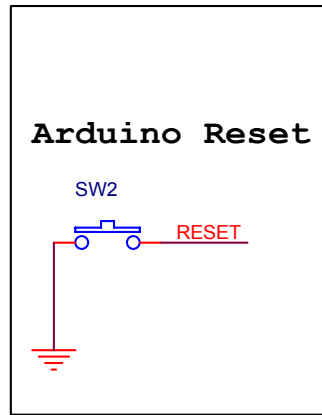


LED indicator #1

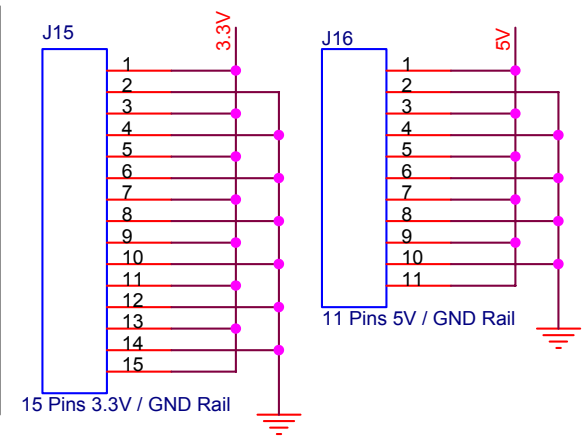
LED indicator #2



Optional Reset



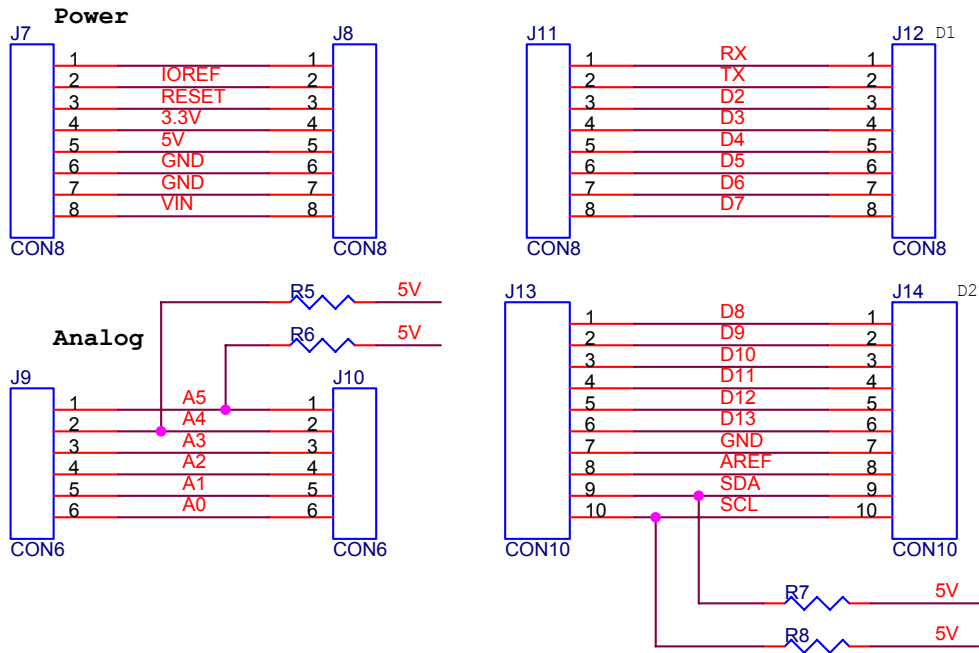
Arduino Reset



15 Pins 3.3V / GND Rail

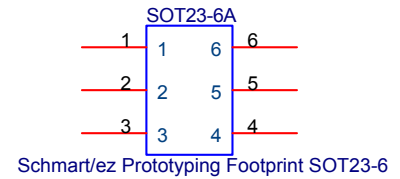
11 Pins 5V / GND Rail

### Arduino connectors



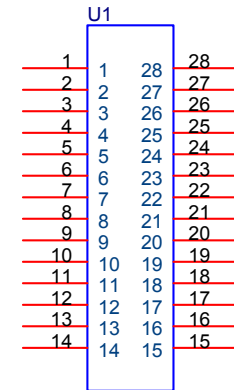
R5/R6/R7/R8: 0603 footprints for adding optional pullup resistors for I2C.

### Prototyping Footprint



Schmart/ez Prototyping Footprint SOT23-6

### SOT23-6



Schmart/ez Prototyping Footprint SOIC 28 PINS 0.5MM

### 0.5mm Pitch SOIC 28 Pins

SCHMARTBOARD		
Title SchmartShield for Arduino		
Size A	Document Number SchmartShield for Arduino Prototyping Board	Rev A
Date: Thursday, May 24, 2012	Sheet 1	of 1